

EVERYONE IS INVITED TO
ATTEND



**2022
MARLIN COAST
LONG COURSE
PREPARATION
MEET**

**FRIDAY 14TH OCTOBER - GATES OPEN
5PM FOR 6PM START**

**SATURDAY 15TH OCTOBER - GATES
OPEN 8AM FOR 9AM START**



Welcome to Marlin Coast

We hope that you all have a fun filled weekend at our Long Course Preparation meet. Thank you for coming and your assistance in making this meet possible for the swimmers and making our sport in FNQ great. Swimming carnivals would not be possible without the co-operation of all the amazing volunteers who give their time to officiate.


Entry

Free entry Friday Night

\$3.00 per Adult Saturday.

Swimmers and Coaches free entry.

Raffles at the door – including silent auction – see advert in program. EFTPOS available.



Self-Marshalling

Self-marshalling will be used for this meet.

The marshalling board is adjacent to the starter area.

Officials

We are especially grateful to the officials supporting and assisting the racing this weekend.

Photo Policy

In nominating for the 2022 Marlin Coast Preparation Meet, swimmers agree that they may be photographed and that the images may be used in publications, club websites and/or social media sites.



Marlin Coast Swimming Club SILENT AUCTION ITEMS

Place your bid throughout the day - Highest bid when announced will be the winner

(EFT payment available)

"ADVENTURE PACK"

Contains:

AJ Hackett Giant Swing Voucher

\$100 Backyard at Shangri La Voucher

Blue Ant Bluetooth Speaker

Total Value: \$288.00



"PAMPER PACK"

Contains:

Swisse Beauty Basket

Intimo Bra Fitting and \$50 Voucher

\$150 Voucher for Evolution Lash Salon

\$50 Voucher Ta Nails

Total Value: \$300.00



"GLASSHOUSE PACK"

Contains:

Gift Basket Donated by Alive Pharmacy

Total Value: \$200.00



*Thankyou to all who so generously donated these
fantastic prizes.*



Marlin Coast
SWIMMING & FITNESS


Thanks to our Major Sponsors



Marlin Coast Swimming Club is proudly supported by

CRAIG CRAWFORD MP
STATE MEMBER FOR BARRON RIVER





This is uni... but
not as you know it

**Kick start your career through study linked
to real-world practice.**

Take part in field trips, clinical placements, practicums, and internships — no matter what your study area, JCU provides opportunities to build your knowledge. You'll gain valuable work experience and network with leading industry professionals. Sharpen your skills with hands-on experience and gain the confidence to match your passion.

jcu.edu.au




**JAMES COOK
UNIVERSITY**
AUSTRALIA



CAIRNS TOTAL PHYSIO

SPORT | WORK | LIFESTYLE



WHY CHOOSE CAIRNS TOTAL PHYSIO?

- No referral necessary
- 14 Board Registered and Experienced Physiotherapists
- Physios with experience treating elite, sub-elite and amateur athletes
- Multiple locations in Cairns and Mareeba
- Extended opening hours including Saturdays
- One on one Physiotherapy sessions
- Personalised treatments and programs
- Official physios for the CQU Cairns Taipans, Kenfrost Homes Northern Pride, Cairns Dolphins and Cairns Marlins

SERVICES WE OFFER

- Physiotherapy
- Remedial, therapeutic and sports massage
- Dry needling/Acupuncture

- Running Biomechanical Assessment
- Strapping services
- Pilates

CONDITIONS WE CAN TREAT

- Muscles, joints and ligament injuries
- Arthritis, overuse injuries, pain, swelling, stiffness
- Spinal injuries in your back and neck
- Frozen shoulder/rotator cuff
- Sciatica – pain down the back of the leg

PRE & POST OPERATIVE REHABILITATION

- Joint replacements, Pre and post arthroscopy
- ACL reconstructions
- Scar tissue treatment
- And many more!



Whilst we are proud of our association with the regions elite level sports teams (Cairns Taipans, Northern Pride, Cairns Marlins and Cairns Dolphins), our physios can offer much more

ONLINE BOOKING SYSTEM AVAILABLE 24/7

DVA/EPC Referrals Accepted

• Private Health Rebates Available

WESTCOURT

P: 07 4051 3252

SMITHFIELD

P: 07 4220 9231

REDLYNCH

P: 07 4019 7987

MAREEBA

P: 07 4092 5330

E: reception@cairnstotalphysio.com.au | www.cairnstotalphysio.com.au



HEALTH MANAGEMENT DIETITIANS

NUTRITION SUPPORT TO HELP YOU REACH YOUR GOALS

SUPPORTIVE | FRIENDLY | HEALTHY



CAIRNS | ATHERTON | MAREEBA

www.healthmanagement.com.au

Thanks to all our Club and Carnival Sponsors





Friday Canteen Menu

CHICKEN KEBABS (GF)	3.00
SOFT DRINK/WATER	1.50
SAUSAGE SIZZLE	3.00

Saturday Canteen Menu

BACON & EGG TOASTIES (MORNING ONLY)	4.50
HAM AND CHEESE TOASTIES (MORNING ONLY)	4.50
FRUIT SALAD CUPS (V)	3.00
GREEK SALAD (V)	5.00
SOFT DRINK/WATER	1.50
SPAGHETTI BOLOGNESE (GF available)	5.00
VEGAN BOLOGNESE (GF available)	5.00
HAMBURGER (GF available)	6.00
VEGGIE BURGER (GF available)	6.00
SAUSAGE SIZZLE	3.00
CHICKEN KEBAB (GF)	3.00

EFTPOS Available



Marlin Coast Swimming Club Preparation Meet



Volunteers & Timekeeping

There will be two timekeepers per lane. All timekeepers will press the button on the plunger when the swimmer finishes their race. One timekeeper from each lane will also take a stopwatch time and record it on the lane timer sheet. Please ask the chief timekeeper if you have any queries. Refer to the tables below for club lane allocations. Thank you to all clubs for giving your time generously; if any problems arise, please don't hesitate to bring this to our attention.

Warm-Up; Under Coaches supervision

Lanes 2 to 7 are reserved throughout the whole of the warm-up period as circle swimming lanes. Lane 1 and 8 (south end) are reserved throughout the whole of the warm-up period for dive sprints and walk backs. Swimmers must clear the lane immediately and must use caution when doing a Backstroke start.

Participating Clubs

Club Name	Code	Female	Male	Athletes	Entries
Atherton SC Inc.	ATHER	4	7	11	47
Cairns Stingrays SC Inc.	SRAYS	25	11	36	143
Central Cairns Swimming Inc.	CENCA	21	16	37	190
Innisfail SC Inc.	INNIS	1	0	1	7
Malanda Aquatic Dragons	MALAN	1	1	2	8
Mareeba SC Inc.	MAREE	7	1	8	37
Marlin Coast SC Inc.	MARLI	21	25	46	269
Saints SC Inc.	SAINT	8	18	26	105
TAS Swimming Inc.	TASSC	14	7	21	107
Tobruk SC Inc.	TOBSC	12	1	13	53
Dimbulah	DIMBU	0	3	3	6
Normanton	NORM	2	1	3	20
St Peters Western	STPET	1	0	1	6



Meet Mobile
Swimmers, fans,
and coaches!

Keep track of meets from the palm of your hand, no matter where you are.

Follow all the action on Meet Mobile. Results will be published throughout the day and sent to Swimming Queensland at the completion of the meet.



Follow your favourite swimmers & teams
Flag swimmers and/or teams as 'favourites' and then easily filter down to see both completed results and upcoming schedule.

Used by more than a million Swimmers, Fans & Coaches



Lane Allocation

Friday – Session One

Lane 1	Lane 2	Lane 3	Lane 4	Lane 5	Lane 6	Lane 7	Lane 8
TAS	STINGRAYS	CENTRALS	TAS	SAINTS	MARLIN COAST	CENTRALS	TOBRUK
STINGRAYS	STINGRAYS	CENTRALS	TAS	SAINTS	MARLIN COAST	SAINTS	TOBRUK

Saturday – Session Two

Lane 1	Lane 2	Lane 3	Lane 4	Lane 5	Lane 6	Lane 7	Lane 8
ATHERTON	SAINTS	CENTRALS	TAS	MARLIN COAST	STINGRAYS	TOBRUK	STINGRAYS
MAREEBA	SAINTS	CENTRALS	TAS	MARLIN COAST	STINGRAYS	TOBRUK	CENTRALS

Saturday – Session Three

Lane 1	Lane 2	Lane 3	Lane 4	Lane 5	Lane 6	Lane 7	Lane 8
TOBRUK	SAINTS	CENTRALS	TAS	SAINTS	STINGRAYS	CENTRALS	MAREEBA
MARLIN COAST	TAS	STINGRAYS	TAS	SAINTS	STINGRAYS	CENTRALS	ATHERTON



2022 MCSC LC Meet - 14/10/2022 to 15/10/2022

Session Report

Session: 1 Friday Session 1

Day of Meet: 1 Starts at 06:00 PM Heat Interval: 45 Seconds / Back +15 Seconds

Round	Event	Entries	Heats	Starts at	
Finals	1 Boys 9 & Over 100 Freestyle	41	6	06:00 PM	_____
Finals	2 Girls 9 & Over 100 Freestyle	58	8	06:14 PM	_____
Finals	3 Boys 11 & Over 400 IM	3	1	06:31 PM	_____
Finals	4 Girls 11 & Over 400 IM	3	1	06:39 PM	_____
Finals	5 Boys 11 & Over 200 Butterfly	3	1	06:46 PM	_____
Finals	6 Girls 11 & Over 200 Butterfly	2	1	06:50 PM	_____
Finals	7 Boys 12 & Over 1500 Freestyle	6	1	06:53 PM	_____
Finals	8 Girls 12 & Over 1500 Freestyle	0	0	07:13 PM	_____
	Swimmers Counts for Warm-ups: 107	=====	=====		
	Entry / Heat Totals:	116	19		
	Finish Time			07:13 PM	_____

2022 MCSC LC Meet - 14/10/2022 to 15/10/2022**Session Report**

Session: 2 Saturday Session 2

Day of Meet: 2 Starts at 09:00 AM Heat Interval: 45 Seconds / Back +15 Seconds

Round	Event	Entries	Heats	Starts at	
Finals	9 Boys 50 Freestyle	77	10	09:00 AM	_____
Finals	10 Girls 50 Freestyle	96	12	09:15 AM	_____
Finals	11 Boys 8 & Under 25 Freestyle	5	1	09:33 AM	_____
Finals	12 Girls 8 & Under 25 Freestyle	10	2	09:34 AM	_____
Finals	13 Boys 50 Breaststroke	63	8	09:36 AM	_____
Finals	14 Girls 50 Breaststroke	79	10	09:51 AM	_____
Finals	15 Boys 8 & Under 25 Breaststroke	6	1	10:08 AM	_____
Finals	16 Girls 8 & Under 25 Breaststroke	10	2	10:10 AM	_____
Finals	17 Boys 50 Backstroke	55	7	10:12 AM	_____
Finals	18 Girls 50 Backstroke	77	10	10:26 AM	_____
Finals	19 Boys 8 & Under 25 Backstroke	5	1	10:44 AM	_____
Finals	20 Girls 8 & Under 25 Backstroke	8	1	10:46 AM	_____
Finals	21 Boys 50 Butterfly	54	7	10:47 AM	_____
Finals	22 Girls 50 Butterfly	70	9	10:59 AM	_____
Finals	23 Boys 8 & Under 25 Butterfly	2	1	11:13 AM	_____
Finals	24 Girls 8 & Under 25 Butterfly	8	1	11:15 AM	_____
Finals	25 Boys 12 & Over 800 Freestyle	4	1	11:16 AM	_____
Finals	26 Girls 12 & Over 800 Freestyle	1	1	11:30 AM	_____
	Swimmers Counts for Warm-ups: 191	=====	=====		
	Entry / Heat Totals:	630	85		
	Finish Time			11:41 AM	_____

2022 MCSC LC Meet - 14/10/2022 to 15/10/2022**Session Report**

Session: 3 Saturday Session 3

Day of Meet: 2 Starts at 12:00 PM Heat Interval: 45 Seconds / Back +15 Seconds

Round	Event	Entries	Heats	Starts at	
Finals	27 Boys 11 & Over 200 Backstroke	4	1	12:00 PM	_____
Finals	28 Girls 11 & Over 200 Backstroke	8	1	12:04 PM	_____
Finals	29 Boys 9 & Over 100 Butterfly	16	2	12:08 PM	_____
Finals	30 Girls 9 & Over 100 Butterfly	23	3	12:12 PM	_____
Finals	31 Boys 11 & Over 400 Freestyle	7	1	12:19 PM	_____
Finals	32 Girls 11 & Over 400 Freestyle	6	1	12:26 PM	_____
Finals	33 Boys 11 & Over 200 IM	18	3	12:33 PM	_____
Finals	34 Girls 11 & Over 200 IM	20	3	12:44 PM	_____
Finals	35 Boys 9 & Over 100 Breaststroke	23	3	12:56 PM	_____
Finals	36 Girls 9 & Over 100 Breaststroke	26	4	01:05 PM	_____
Finals	37 Boys 11 & Over 200 Freestyle	26	4	01:16 PM	_____
Finals	38 Girls 11 & Over 200 Freestyle	26	4	01:30 PM	_____
Finals	39 Boys 9 & Over 100 Backstroke	17	3	01:44 PM	_____
Finals	40 Girls 9 & Over 100 Backstroke	32	4	01:52 PM	_____
Finals	41 Boys 11 & Over 200 Breaststroke	6	1	02:03 PM	_____
Finals	42 Girls 11 & Over 200 Breaststroke	4	1	02:07 PM	_____
	Swimmers Counts for Warm-ups: 131	=====	=====		
	Entry / Heat Totals:	262	39		
	Finish Time			02:11 PM	_____

Event 1 Boys 9 & Over 100 LC Meter Freestyle

Lane	Name	Age	Team	Seed Time
Heat 1 of 6 Finals				
1	Stemp, Aidan	15	Saints	58.31
2	Tutu, Daejahn	18	Central Cairns	57.23
3	Hughes, Brady	17	Atherton	56.91
4	An, Albert Damin	16	Tas Swimming	55.15
5	Lloyd, Connor	19	Stingrays	56.30
6	Williams, Lenny	17	Marlin Coast	57.16
7	Foote, Nathan	20	Stingrays	57.58
8	Sorensen, Henrik	15	Tas Swimming	58.46
Heat 2 of 6 Finals				
1	Hudson, Cooper	12	Marlin Coast	1:07.40
2	Tutu, Tyrene	16	Central Cairns	1:02.75
3	Thouroude, Sebastien	16	Marlin Coast	1:01.27
4	Loveridge, Hugo	14	Marlin Coast	59.14
5	Mocci, Ludovico	15	Marlin Coast	1:01.09
6	Thouroude, Nicolas	13	Marlin Coast	1:02.12
7	Mcnamara, Liam	14	Central Cairns	1:04.44
8	Mocci, Alessandro	13	Marlin Coast	1:08.24
Heat 3 of 6 Finals				
1	Andronicus, Nathan	15	Central Cairns	1:13.30
2	Loveridge, Oscar	11	Marlin Coast	1:10.79
3	Rickson, Callum	14	Central Cairns	1:09.34
4	De Carlo, Raiden	11	Marlin Coast	1:09.28
5	Foley, Patrick	14	Central Cairns	1:09.28
6	Moolman, Mathys	14	Marlin Coast	1:10.11
7	McShane, Warne	10	Normanton Swimmi-ng	1:11.12
8	Finlay, Fraser	13	Marlin Coast	1:14.95
Heat 4 of 6 Finals				
1	Mocci, Sebastiano	13	Marlin Coast	1:32.09
2	Mittempergher, Noah	12	Marlin Coast	1:24.06
3	Southern, Bill	12	Central Cairns	1:23.00
4	Bartley, Michael	14	Marlin Coast	1:16.76
5	Langtree, James	12	Central Cairns	1:17.39
6	Connors, Cooper	12	Saints	1:24.03
7	Loveridge, Archie	9	Marlin Coast	1:31.44
8	Scholes, Thomas	10	Stingrays	1:32.85
Heat 5 of 6 Finals				
2	Captain, Tykiel	9	Central Cairns	2:31.79
3	Suntsov, Mark	11	Saints	1:41.18
4	Rickson, Ellis	10	Central Cairns	1:36.20
5	Murphy, Ty	9	Marlin Coast	1:40.60
6	Hudson, Taylor	11	Marlin Coast	1:50.16
7	Dennis, Franklin	12	Tas Swimming	NT
Heat 6 of 6 Finals				
3	Walker, Ryan	16	Marlin Coast	NT
4	Garnett, Noah	12	Saints	NT
5	Dempsey, Darragh	11	Marlin Coast	NT

Event 2 Girls 9 & Over 100 LC Meter Freestyle

Lane	Name	Age	Team	Seed Time
Heat 1 of 8 Finals				
1	McShane, Cadence	15	Normanton Swimmi-ng	1:05.65
2	Tottman, Summer	14	Marlin Coast	1:02.54
3	Rothwell, Aisling	16	Stingrays	1:00.64
4	Snelling, Leah	15	Tas Swimming	58.17
5	Ganfield, Rayner	15	Tas Swimming	59.00
6	Millar, Kelsie	15	StPetersWestern	1:01.99
7	Vickers, Emily	13	Marlin Coast	1:05.21
8	Hanson, Jordaan	16	Tas Swimming	1:05.66
Heat 2 of 8 Finals				
1	Lulham, Arabella	13	Marlin Coast	1:08.89
2	Craig, Kyah	15	Central Cairns	1:08.19
3	Pullar, Emma	16	Stingrays	1:06.65
4	Walkear, Ruby	13	Tas Swimming	1:06.17
5	Robinson, Rebecca	16	Tas Swimming	1:06.50
6	Chen, Joanna	14	Tas Swimming	1:08.03
7	Harris, Riley	15	Central Cairns	1:08.27
8	Thouroude, Chantal	11	Marlin Coast	1:09.11
Heat 3 of 8 Finals				
1	Molina, Jay	15	Marlin Coast	1:12.62
2	Graham, Hayley	16	Marlin Coast	1:09.81
3	Brown, Emily	14	Stingrays	1:09.48
4	Graham, Lexi	14	Marlin Coast	1:09.33
5	Millar, Abbie	11	Atherton	1:09.45
6	Travers-Mason, Kai	14	Stingrays	1:09.51
7	Howe, Natalia	14	Tas Swimming	1:11.89
8	Young, Lily	13	Marlin Coast	1:12.63
Heat 4 of 8 Finals				
1	Suntsova, Elizabeth	13	Saints	1:17.59
2	Nock, Miya	14	Marlin Coast	1:15.81
3	Nona Renshaw, Ellie	13	Marlin Coast	1:13.89
4	Sullivan, Claudia	13	Saints	1:13.62
5	Scholes, Amelie	13	Stingrays	1:13.81
6	Greenwood, Ellie	13	Saints	1:15.28
7	Pearson, Bailey	13	Tobruk	1:16.11
8	O'Neile, Chloe	11	Marlin Coast	1:19.64
Heat 5 of 8 Finals				
1	Dunn, Camryn	11	Tas Swimming	1:28.70
2	Hewitt, Brooklyn	12	Marlin Coast	1:24.49
3	Esposito, Grace	12	Central Cairns	1:23.09
4	Njaramba, Lisa	11	Tas Swimming	1:20.72
5	Allcorn, Piper	10	Central Cairns	1:21.68
6	Rickson, Maiya	12	Central Cairns	1:23.77
7	Libke, Elise	9	Tobruk	1:24.54
8	Hewitt, Ashley	10	Marlin Coast	1:29.25
Heat 6 of 8 Finals				
1	Southern, Ruby	10	Central Cairns	1:39.86
2	Smith, India	11	Tobruk	1:35.43
3	Palmela, Sophia	10	Tobruk	1:33.65
4	Drown, Piper	10	Marlin Coast	1:29.72
5	Hansor, Emily	11	Tobruk	1:33.02
6	Williams, Kiara	11	Central Cairns	1:34.44
7	Sokolowski, Lylla	12	Tobruk	1:36.39
8	Solomonides, Alice	11	Marlin Coast	1:41.58

2022 MCSC LC Meet - 14/10/2022 to 15/10/2022

Meet Program

Heat 7 Finals (#2 Girls 9 & Over 100 LC Meter Freestyle)

1	Walker, Mackinley	14	Marlin Coast	NT
2	McGlenn, Emma	12	Tobruk	1:49.67
3	Webber, Zola	9	Central Cairns	1:45.45
4	Williams, Chloe	10	Central Cairns	1:43.32
5	Webber, Mahlie	10	Central Cairns	1:45.14
6	Habgood, Tully	10	Marlin Coast	1:48.20
7	Donovan, Maycee	10	Marlin Coast	1:58.26

Heat 8 of 8 Finals

3	McPherson, Asia	13	Marlin Coast	NT
4	Grazebrook, Jemima	16	Tobruk	NT
5	Twomey, Scarlett	10	Tas Swimming	NT

Event 3 Boys 11 & Over 400 LC Meter IM

Lane Name	Age	Team	Seed Time
-----------	-----	------	-----------

Heat 1 of 1 Finals

3	Lockyer, Logan	12	Saints	NT
4	Murray, Taj	14	Marlin Coast	6:35.92
5	Galea, Jonathan	13	Saints	NT

Event 4 Girls 11 & Over 400 LC Meter IM

Lane Name	Age	Team	Seed Time
-----------	-----	------	-----------

Heat 1 of 1 Finals

3	Ah Loy-Coutts, Mikayla	11	Mareeba	NT
4	Lockyer, Summer	15	Saints	6:01.44
5	Walkear, Ruby	13	Tas Swimming	6:24.87

Event 5 Boys 11 & Over 200 LC Meter Butterfly

Lane Name	Age	Team	Seed Time
-----------	-----	------	-----------

Heat 1 of 1 Finals

3	Loveridge, Oscar	11	Marlin Coast	NT
4	Loveridge, Hugo	14	Marlin Coast	2:18.93
5	Rowbotham, Matthew	12	Saints	2:59.36

Event 6 Girls 11 & Over 200 LC Meter Butterfly

Lane Name	Age	Team	Seed Time
-----------	-----	------	-----------

Heat 1 of 1 Finals

4	Tottman, Summer	14	Marlin Coast	2:25.20
5	Lulham, Arabella	13	Marlin Coast	2:59.73

Event 7 Boys 12 & Over 1500 LC Meter Freestyle

Lane Name	Age	Team	Seed Time
-----------	-----	------	-----------

Heat 1 of 1 Finals

2	Murray, Taj	14	Marlin Coast	NT
3	Sorensen, Henrik	15	Tas Swimming	NT
4	Robertson, Callum	14	Saints	18:53.37
5	Hudson, Cooper	12	Marlin Coast	NT
6	An, Albert Damin	16	Tas Swimming	NT
7	Dutton, Austin	13	Marlin Coast	NT

Event 9 Boys 50 LC Meter Freestyle

Lane Name	Age	Team	Seed Time
-----------	-----	------	-----------

Heat 1 of 10 Finals

1	Loveridge, Hugo	14	Marlin Coast	27.02
2	Foote, Nathan	20	Stingrays	26.28
3	Lloyd, Connor	19	Stingrays	25.55
4	Woodward, Ryan	19	Stingrays	24.33
5	Hughes, Brady	17	Atherton	25.52
6	Tutu, Daejahn	18	Central Cairns	25.82
7	Williams, Lenny	17	Marlin Coast	26.30
8	Sorensen, Henrik	15	Tas Swimming	27.06

Heat 2 of 10 Finals

1	Dutton, Austin	13	Marlin Coast	28.86
2	Thouroude, Nicolas	13	Marlin Coast	28.48
3	Mocci, Ludovico	15	Marlin Coast	27.61
4	Tutu, Tyrene	16	Central Cairns	27.28
5	Thouroude, Sebastien	16	Marlin Coast	27.48
6	Milne, Nate	15	Stingrays	28.28
7	Oguchi, Takeru	15	Tas Swimming	28.48
8	Mcnamara, Liam	14	Central Cairns	29.15

Heat 3 of 10 Finals

1	McShane, Warne	10	Normanton Swimmi-ng	31.55
2	Elliott, Ryan	14	Tas Swimming	30.37
3	Hudson, Cooper	12	Marlin Coast	30.06
4	McDermott, Jack	16	Dimbulah	29.35
5	Lowrey, Joshua	14	Stingrays	29.42
6	Rickson, Callum	14	Central Cairns	30.24
7	Foley, Patrick	14	Central Cairns	31.02
8	Moolman, Mathys	14	Marlin Coast	31.57

Heat 4 of 10 Finals

1	Bartley, Michael	14	Marlin Coast	33.96
2	Finlay, Fraser	13	Marlin Coast	32.94
3	Loveridge, Oscar	11	Marlin Coast	32.12
4	Andronicus, Nathan	15	Central Cairns	31.80
5	Genge, Jackson	14	Atherton	31.91
6	Craig, Koby	11	Central Cairns	32.85
7	Mocci, Alessandro	13	Marlin Coast	33.69
8	Simmonds, Joel	14	Central Cairns	34.25

Heat 5 of 10 Finals

1	Kidd, Patrick	10	Atherton	37.86
2	Beck, Hayden	11	Stingrays	36.82
3	Langtree, James	12	Central Cairns	35.79
4	Wilson, Ulrich	11	Atherton	35.07
5	De Carlo, Raiden	11	Marlin Coast	35.70
6	Sweeper, Harley	11	Mareeba	35.97
7	Howe, James	12	Tas Swimming	37.44
8	Sneddon, Peter	13	Tas Swimming	38.51

Heat 6 of 10 Finals

1	Kaesler, Ryan	11	Atherton	39.35
2	Rickson, Ellis	10	Central Cairns	39.21
3	Southern, Bill	12	Central Cairns	38.96
4	Mittempergher, Noah	12	Marlin Coast	38.58
5	Loveridge, Archie	9	Marlin Coast	38.90
6	Mocci, Sebastiano	13	Marlin Coast	39.09
7	Alden, Oliver	13	Saints	39.33
8	Dalmeyer, Fraser	10	Stingrays	40.17

2022 MCSC LC Meet - 14/10/2022 to 15/10/2022

Meet Program

Heat 7 Finals (#9 Boys 50 LC Meter Freestyle)

1	Hudson, Taylor	11	Marlin Coast	45.44
2	Kurata, Rio	10	Marlin Coast	43.69
3	Scholes, Thomas	10	Stingrays	41.56
4	Schutte, Tian	10	Dimbulah	40.90
5	Dutton, Rameses	11	Marlin Coast	41.04
6	Alden, Benjamin	11	Saints	43.58
7	Suntsov, Mark	11	Saints	44.18
8	Camarlinghi, Liam	10	Saints	45.45

Heat 8 of 10 Finals

1	Captain, Tykiel	9	Central Cairns	57.52
2	Deldot, James Alwxand	10	Saints	50.99
3	Murphy, Ty	9	Marlin Coast	46.21
4	Waller, Frankie	9	Central Cairns	45.66
5	Cockrem, Ash	8	Malanda	45.99
6	Schutte, Christo	10	Dimbulah	48.73
7	Habgood, Brock	7	Marlin Coast	51.14
8	Deldot, Thomas Matthe	8	Saints	1:06.82

Heat 9 of 10 Finals

1	Chenery, Charlie	13	Saints	NT
2	Dempsey, Darragh	11	Marlin Coast	NT
3	Leinster, Sam	12	Atherton	NT
4	Williams, Harrison	7	Central Cairns	1:10.13
5	Greenwood, Travis	7	Stingrays	1:12.38
6	Walker, Ryan	16	Marlin Coast	NT
7	Chenery, James	12	Saints	NT
8	Smallbane, Hamish	11	Marlin Coast	NT

Heat 10 of 10 Finals

2	Garnett, Noah	12	Saints	NT
3	Grace, Edward	10	Central Cairns	NT
4	Chapman, Tyler	10	Saints	NT
5	Armstrong, Thomas	10	Tobruk	NT
6	Chenery, Harry	10	Saints	NT

Event 10 Girls 50 LC Meter Freestyle

Lane	Name	Age	Team	Seed Time
------	------	-----	------	-----------

Heat 1 of 12 Finals

1	Walkear, Ruby	13	Tas Swimming	30.10
2	Pullar, Emma	16	Stingrays	29.86
3	Millar, Kelsie	15	StPetersWestern	28.58
4	Ganfield, Rayner	15	Tas Swimming	26.51
5	Snelling, Leah	15	Tas Swimming	27.34
6	Vickers, Emily	13	Marlin Coast	29.53
7	McShane, Cadence	15	Normanton Swimmi-ng	30.09
8	Higginson, Isabella	14	Stingrays	30.13

Heat 2 of 12 Finals

1	Graham, Lexi	14	Marlin Coast	31.69
2	Craig, Kyah	15	Central Cairns	31.48
3	Harris, Riley	15	Central Cairns	30.89
4	Hanson, Jordaan	16	Tas Swimming	30.47
5	Chen, Joanna	14	Tas Swimming	30.56
6	Whitby, Rylee	14	Stingrays	31.41
7	Brown, Emily	14	Stingrays	31.57
8	Thouroude, Chantal	11	Marlin Coast	31.85

Heat 3 of 12 Finals

1	Lulham, Arabella	13	Marlin Coast	32.63
2	Sullivan, Claudia	13	Saints	32.44
3	Nona Renshaw, Ellie	13	Marlin Coast	32.28
4	Travers-Mason, Kai	14	Stingrays	31.87
5	Beck, Natalie	15	Stingrays	32.04
6	Molina, Jay	15	Marlin Coast	32.31
7	Millar, Abbie	11	Atherton	32.62
8	Howe, Natalia	14	Tas Swimming	32.78

Heat 4 of 12 Finals

1	Soda, Charlotte	17	Mareeba	34.16
2	Pearson, Bailey	13	Tobruk	33.88
3	Jones, Kyah	11	Central Cairns	33.64
4	Pedler, Naomi	14	Stingrays	33.11
5	Nock, Miya	14	Marlin Coast	33.59
6	Young, Lily	13	Marlin Coast	33.84
7	Suntsova, Elizabeth	13	Saints	34.12
8	Curzon, Neena	12	Innisfail	34.71

Heat 5 of 12 Finals

1	Njaramba, Lisa	11	Tas Swimming	36.67
2	Hogan, Casey	11	Central Cairns	36.38
3	Cockrem, Amelie	12	Malanda	35.60
4	Williams, Kiara	11	Central Cairns	34.95
5	Greenwood, Eva	10	Stingrays	34.96
6	Allcorn, Piper	10	Central Cairns	35.85
7	Crumpton, Millie	11	Central Cairns	36.46
8	Bennett, Zahra	11	Tobruk	36.81

Heat 6 of 12 Finals

1	Hunter, Tanasyn	13	Mareeba	37.87
2	Esposito, Grace	12	Central Cairns	37.47
3	Hewitt, Brooklyn	12	Marlin Coast	37.28
4	O'Neile, Chloe	11	Marlin Coast	36.84
5	Ah Loy-Coutts, Mikayla	11	Mareeba	36.99
6	Dalmeyer, Eloise	11	Stingrays	37.30
7	McMinimee, Cathie	12	Central Cairns	37.79
8	Libke, Elise	9	Tobruk	37.92

Heat 7 of 12 Finals

1	Palmela, Sophia	10	Tobruk	39.78
2	Page, Sienna	10	Stingrays	39.16
3	De la Fonteyne, Zara	11	Stingrays	38.67
4	Bordeos, Jada	12	Mareeba	38.01
5	Rickson, Maiya	12	Central Cairns	38.06
6	Grazebrook, Jemima	16	Tobruk	38.78
7	Stockman, Ella	11	Atherton	39.19
8	Lenton-Cater, Ivy	12	Stingrays	40.04

Heat 8 of 12 Finals

1	Drown, Piper	10	Marlin Coast	41.30
2	Dunn, Camryn	11	Tas Swimming	40.71
3	Pedler, Lauren	11	Stingrays	40.62
4	Cracknell, Lucy	11	Stingrays	40.26
5	Hewitt, Ashley	10	Marlin Coast	40.53
6	Sneddon, Madeleine	10	Tas Swimming	40.63
7	Doak, Ruby	12	Central Cairns	40.88
8	Sokolowski, Lylla	12	Tobruk	41.73

2022 MCSC LC Meet - 14/10/2022 to 15/10/2022

Meet Program

Heat 9 Finals (#10 Girls 50 LC Meter Freestyle)

1	Greenwood, Isabelle	9	Stingrays	46.23
2	Bordeos, Jana	10	Mareeba	44.55
3	Solomonides, Alice	11	Marlin Coast	43.54
4	Smith, India	11	Tobruk	42.22
5	Hansor, Emily	11	Tobruk	42.38
6	Twomey, Scarlett	10	Tas Swimming	44.18
7	McPherson, Asia	13	Marlin Coast	45.20
8	McGlenn, Emma	12	Tobruk	46.52

Heat 10 of 12 Finals

1	Williams, Chloe	10	Central Cairns	48.38
2	McClellan, Bella-Trez	10	Stingrays	47.98
3	Donovan, Maycee	10	Marlin Coast	47.21
4	Webber, Mahlie	10	Central Cairns	46.93
5	Webber, Zola	9	Central Cairns	47.10
6	Habgood, Tully	10	Marlin Coast	47.71
7	Southern, Ruby	10	Central Cairns	48.12
8	Albrecht, Izabella	9	Tobruk	49.20

Heat 11 of 12 Finals

1	Rowbotham, Aila	9	Saints	57.11
2	Stockman, Ruby	10	Atherton	51.34
3	Wilce, Shelby	9	Atherton	49.61
4	Allcorn, Frankie	8	Central Cairns	49.42
5	Piccolo, Rianna	9	Stingrays	49.57
6	De la Fonteyne, Claire	9	Stingrays	49.75
7	McShane, Mahli	7	Normanton Swimmi-ng	54.79
8	Crumpton, Sophie S6	13	Central Cairns	1:07.19

Heat 12 of 12 Finals

1	Ah Loy-Coutts, Madison	12	Mareeba	NT
2	Parnaby, Annabel	11	Tobruk	NT
3	Walker, Mackinley	14	Marlin Coast	NT
4	Kim, Se-A	9	Tas Swimming	NT
5	Burgess, Jessie	8	Marlin Coast	NT
6	Sweeper, Azahlia	9	Mareeba	NT
7	Gostlow, Isabella	11	Tobruk	NT
8	Napper, Jesse	8	Tas Swimming	NT

Event 11 Boys 8 & Under 25 LC Meter Freestyle

Lane Name	Age	Team	Seed Time
-----------	-----	------	-----------

Heat 1 of 1 Finals

2	Stockman, Reginald	7	Atherton	NT
3	Williams, Harrison	7	Central Cairns	27.45
4	Greenwood, Travis	7	Stingrays	21.33
5	Cracknell, Thomas	7	Stingrays	26.25
6	Greenwood, James	6	Stingrays	31.28

Event 12 Girls 8 & Under 25 LC Meter Freestyle

Lane Name	Age	Team	Seed Time
-----------	-----	------	-----------

Heat 1 of 2 Finals

1	Burgess, Jessie	8	Marlin Coast	NT
2	McShane, Mahli	7	Normanton Swimmi-ng	33.09
3	Webber, Beau	6	Central Cairns	31.37
4	Donovan, Charlee	7	Marlin Coast	24.75
5	Crumpton, Hollie	6	Central Cairns	26.75
6	Bevan, Shamajah	7	Central Cairns	32.85
7	Craig, Zahlee	8	Central Cairns	NT

Heat 2 of 2 Finals

3	McClellan, Nahla	7	Stingrays	NT
4	Standing, Molly	7	Stingrays	NT
5	Piccolo, Jorja	7	Stingrays	NT

Event 13 Boys 50 LC Meter Breaststroke

Lane Name	Age	Team	Seed Time
-----------	-----	------	-----------

Heat 1 of 8 Finals

1	Sorensen, Henrik	15	Tas Swimming	35.55
2	Milne, Nate	15	Stingrays	33.88
3	Tutu, Daejahn	18	Central Cairns	33.84
4	An, Albert Damin	16	Tas Swimming	30.60
5	Williams, Lenny	17	Marlin Coast	32.46
6	Hughes, Brady	17	Atherton	33.84
7	Elliott, Ryan	14	Tas Swimming	35.40
8	Thouroude, Nicolas	13	Marlin Coast	36.18

Heat 2 of 8 Finals

1	McDermott, Jack	16	Dimbulah	41.14
2	Mocci, Ludovico	15	Marlin Coast	39.81
3	Murray, Taj	14	Marlin Coast	38.41
4	McShane, Warne	10	Normanton Swimmi-ng	36.82
5	Tutu, Tyrene	16	Central Cairns	36.88
6	Lowrey, Joshua	14	Stingrays	39.03
7	De Carlo, Raiden	11	Marlin Coast	40.78
8	Andronicus, Nathan	15	Central Cairns	43.25

Heat 3 of 8 Finals

1	Langtree, James	12	Central Cairns	52.15
2	Simmonds, Joel	14	Central Cairns	46.46
3	Genge, Jackson	14	Atherton	45.73
4	Finlay, Fraser	13	Marlin Coast	44.00
5	Lockyer, Logan	12	Saints	44.91
6	Mocci, Alessandro	13	Marlin Coast	45.76
7	Craig, Koby	11	Central Cairns	49.29
8	Sneddon, Peter	13	Tas Swimming	52.45

Heat 4 of 8 Finals

1	Alden, Oliver	13	Saints	55.71
2	Beck, Hayden	11	Stingrays	54.64
3	Kaesler, Ryan	11	Atherton	53.90
4	Southern, Bill	12	Central Cairns	53.10
5	Bartley, Michael	14	Marlin Coast	53.17
6	Howe, James	12	Tas Swimming	54.07
7	Dalmeyer, Fraser	10	Stingrays	55.42
8	Suntsov, Mark	11	Saints	57.63

Heat 5 of 8 Finals

1	Schutte, Tian	10	Dimbulah	1:00.90
2	Sweeper, Harley	11	Mareeba	59.98
3	Kurata, Rio	10	Marlin Coast	59.20
4	Kidd, Patrick	10	Atherton	57.81
5	Loveridge, Archie	9	Marlin Coast	57.90
6	Mittempergher, Noah	12	Marlin Coast	59.42
7	Mocci, Sebastiano	13	Marlin Coast	1:00.39
8	Murphy, Ty	9	Marlin Coast	1:01.96

2022 MCSC LC Meet - 14/10/2022 to 15/10/2022

Meet Program

Heat 6 Finals (#13 Boys 50 LC Meter Breaststroke)

1	Schutte, Christo	10	Dimbulah	1:06.63
2	Scholes, Thomas	10	Stingrays	1:05.19
3	Rickson, Ellis	10	Central Cairns	1:03.05
4	Hudson, Taylor	11	Marlin Coast	1:02.80
5	Camarlinghi, Liam	10	Saints	1:02.94
6	Alden, Benjamin	11	Saints	1:04.44
7	Waller, Frankie	9	Central Cairns	1:06.52
8	Dutton, Rameses	11	Marlin Coast	1:07.46

Heat 7 of 8 Finals

1	Leinster, Sam	12	Atherton	NT
2	Dennis, Franklin	12	Tas Swimming	1:54.71
3	Deldot, Thomas Matthe	8	Saints	1:12.87
4	Deldot, James Alwxand	10	Saints	1:10.43
5	Habgood, Brock	7	Marlin Coast	1:12.40
6	Captain, Tykiel	9	Central Cairns	1:41.17
7	Chenery, Charlie	13	Saints	NT
8	Chapman, Tyler	10	Saints	NT

Heat 8 of 8 Finals

1	Grace, Edward	10	Central Cairns	NT
2	Chenery, Harry	10	Saints	NT
3	Chenery, James	12	Saints	NT
4	Foley, Patrick	14	Central Cairns	NT
5	Armstrong, Thomas	10	Tobruk	NT
6	Smallbane, Hamish	11	Marlin Coast	NT
7	Garnett, Noah	12	Saints	NT

Event 14 Girls 50 LC Meter Breaststroke**Lane Name Age Team Seed Time****Heat 1 of 10 Finals**

1	Beck, Natalie	15	Stingrays	41.55
2	Soda, Charlotte	17	Mareeba	40.41
3	Millar, Kelsie	15	StPetersWestern	39.61
4	Ganfield, Rayner	15	Tas Swimming	36.12
5	Graham, Lexi	14	Marlin Coast	37.81
6	McShane, Cadence	15	Normanton Swimmi-ng	39.65
7	Walkear, Ruby	13	Tas Swimming	41.52
8	Craig, Kyah	15	Central Cairns	42.19

Heat 2 of 10 Finals

1	Curzon, Neena	12	Innisfail	46.74
2	Nock, Miya	14	Marlin Coast	45.96
3	Dalmeyer, Eloise	11	Stingrays	45.38
4	Whitby, Rylee	14	Stingrays	43.78
5	Millar, Abbie	11	Atherton	44.46
6	Sullivan, Claudia	13	Saints	45.85
7	Hogan, Casey	11	Central Cairns	46.37
8	Hansor, Emily	11	Tobruk	47.47

Heat 3 of 10 Finals

1	Hewitt, Brooklyn	12	Marlin Coast	50.64
2	Williams, Kiara	11	Central Cairns	50.30
3	Jones, Kyah	11	Central Cairns	49.97
4	Hunter, Tanasyn	13	Mareeba	48.41
5	Cracknell, Lucy	11	Stingrays	48.86
6	Page, Sienna	10	Stingrays	50.20
7	Lenton-Cater, Ivy	12	Stingrays	50.62
8	Pearson, Bailey	13	Tobruk	50.69

Heat 4 of 10 Finals

1	Allcorn, Piper	10	Central Cairns	53.05
2	Greenwood, Eva	10	Stingrays	52.24
3	Thouroude, Chantal	11	Marlin Coast	51.66
4	Grazebrook, Jemima	16	Tobruk	50.90
5	O'Neile, Chloe	11	Marlin Coast	51.56
6	Crumpton, Millie	11	Central Cairns	52.09
7	Libke, Elise	9	Tobruk	53.00
8	Rickson, Maiya	12	Central Cairns	53.33

Heat 5 of 10 Finals

1	Webber, Mahlie	10	Central Cairns	56.17
2	Donovan, Maycee	10	Marlin Coast	55.49
3	Bennett, Zahra	11	Tobruk	54.64
4	Cockrem, Amelie	12	Malanda	53.43
5	McMinimee, Cathie	12	Central Cairns	54.46
6	Ah Loy-Coutts, Mikayla	11	Mareeba	54.93
7	Bordeos, Jada	12	Mareeba	55.63
8	Stockman, Ella	11	Atherton	57.13

Heat 6 of 10 Finals

1	Dunn, Camryn	11	Tas Swimming	1:01.19
2	McGlinn, Emma	12	Tobruk	59.47
3	Palmela, Sophia	10	Tobruk	58.95
4	Drown, Piper	10	Marlin Coast	57.73
5	Hewitt, Ashley	10	Marlin Coast	58.09
6	Bordeos, Jana	10	Mareeba	59.31
7	Pedler, Lauren	11	Stingrays	1:00.38
8	De la Fonteyne, Zara	11	Stingrays	1:01.71

Heat 7 of 10 Finals

1	Piccolo, Rianna	9	Stingrays	1:05.87
2	Habgood, Tully	10	Marlin Coast	1:05.05
3	Sokolowski, Lylla	12	Tobruk	1:04.42
4	Sneddon, Madeleine	10	Tas Swimming	1:02.18
5	Solomonides, Alice	11	Marlin Coast	1:04.09
6	Allcorn, Frankie	8	Central Cairns	1:04.54
7	Albrecht, Izabella	9	Tobruk	1:05.73
8	Williams, Chloe	10	Central Cairns	1:06.39

Heat 8 of 10 Finals

1	Webber, Zola	9	Central Cairns	1:13.35
2	Southern, Ruby	10	Central Cairns	1:10.80
3	McClellan, Bella-Trez	10	Stingrays	1:09.60
4	Smith, India	11	Tobruk	1:06.49
5	Twomey, Scarlett	10	Tas Swimming	1:06.93
6	Greenwood, Isabelle	9	Stingrays	1:09.67
7	Sweeper, Azahlia	9	Mareeba	1:12.56
8	De la Fonteyne, Claire	9	Stingrays	1:13.46

Heat 9 of 10 Finals

1	Burgess, Jessie	8	Marlin Coast	NT
2	Crumpton, Sophie SB5	13	Central Cairns	1:35.21
3	Stockman, Ruby	10	Atherton	1:21.44
4	McShane, Mahli	7	Normanton Swimmi-ng	1:14.47
5	Rowbotham, Aila	9	Saints	1:15.30
6	Wilce, Shelby	9	Atherton	1:27.28
7	Esposito, Grace	12	Central Cairns	NT
8	Napper, Jesse	8	Tas Swimming	NT

2022 MCSC LC Meet - 14/10/2022 to 15/10/2022

Meet Program

Heat 10 Finals (#14 Girls 50 LC Meter Breaststroke)

1	Walker, Mackinley	14	Marlin Coast	NT
2	Kim, Se-A	9	Tas Swimming	NT
3	Parnaby, Annabel	11	Tobruk	NT
4	Gostlow, Isabella	11	Tobruk	NT
5	Doak, Ruby	12	Central Cairns	NT
6	McPherson, Asia	13	Marlin Coast	NT
7	Nona Renshaw, Ellie	13	Marlin Coast	NT

Event 15 Boys 8 & Under 25 LC Meter Breaststroke

Lane	Name	Age	Team	Seed Time
------	------	-----	------	-----------

Heat 1 of 1 Finals

2	Greenwood, James	6	Stingrays	53.10
3	Greenwood, Travis	7	Stingrays	36.50
4	Cracknell, Thomas	7	Stingrays	33.47
5	Williams, Harrison	7	Central Cairns	35.63
6	Cockrem, Ash	8	Malanda	41.76
7	Stockman, Reginald	7	Atherton	NT

Event 16 Girls 8 & Under 25 LC Meter Breaststroke

Lane	Name	Age	Team	Seed Time
------	------	-----	------	-----------

Heat 1 of 2 Finals

1	Burgess, Jessie	8	Marlin Coast	NT
2	Webber, Beau	6	Central Cairns	41.60
3	McShane, Mahli	7	Normanton Swimmi-ng	38.93
4	Donovan, Charlee	7	Marlin Coast	36.43
5	Crumpton, Hollie	6	Central Cairns	37.34
6	Bevan, Shamajah	7	Central Cairns	40.32
7	Craig, Zahlee	8	Central Cairns	NT

Heat 2 of 2 Finals

3	McClellan, Nahla	7	Stingrays	NT
4	Piccolo, Jorja	7	Stingrays	NT
5	Standing, Molly	7	Stingrays	NT

Event 17 Boys 50 LC Meter Backstroke

Lane	Name	Age	Team	Seed Time
------	------	-----	------	-----------

Heat 1 of 7 Finals

1	Rickson, Callum	14	Central Cairns	38.00
2	Lockyer, Logan	12	Saints	35.34
3	Tutu, Tyrene	16	Central Cairns	33.89
4	Tutu, Daejahn	18	Central Cairns	30.23
5	Mcnamara, Liam	14	Central Cairns	33.47
6	Murray, Taj	14	Marlin Coast	34.20
7	Williams, Lenny	17	Marlin Coast	35.56
8	Mocci, Alessandro	13	Marlin Coast	38.44

Heat 2 of 7 Finals

1	Langtree, James	12	Central Cairns	43.43
2	Genge, Jackson	14	Atherton	41.18
3	Finlay, Fraser	13	Marlin Coast	40.17
4	McShane, Warne	10	Normanton Swimmi-ng	38.89
5	Foley, Patrick	14	Central Cairns	38.95
6	Craig, Koby	11	Central Cairns	40.90
7	Wilson, Ulrich	11	Atherton	42.85
8	Mittempergher, Noah	12	Marlin Coast	43.79

Heat 3 of 7 Finals

1	De Carlo, Raiden	11	Marlin Coast	48.45
2	Howe, James	12	Tas Swimming	46.50
3	Beck, Hayden	11	Stingrays	44.48
4	Sneddon, Peter	13	Tas Swimming	44.42
5	Simmonds, Joel	14	Central Cairns	44.46
6	Sweeper, Harley	11	Mareeba	45.75
7	Bartley, Michael	14	Marlin Coast	46.99
8	Loveridge, Archie	9	Marlin Coast	48.85

Heat 4 of 7 Finals

1	Murphy, Ty	9	Marlin Coast	52.62
2	Rickson, Ellis	10	Central Cairns	51.82
3	Mocci, Sebastiano	13	Marlin Coast	51.03
4	Kidd, Patrick	10	Atherton	50.33
5	Dalmeyer, Fraser	10	Stingrays	50.59
6	Alden, Oliver	13	Saints	51.46
7	Southern, Bill	12	Central Cairns	52.46
8	Scholes, Thomas	10	Stingrays	52.93

Heat 5 of 7 Finals

1	Waller, Frankie	9	Central Cairns	55.52
2	Kurata, Rio	10	Marlin Coast	54.60
3	Hudson, Taylor	11	Marlin Coast	53.79
4	Kaesler, Ryan	11	Atherton	53.55
5	Alden, Benjamin	11	Saints	53.59
6	Camarlinghi, Liam	10	Saints	54.59
7	Suntsov, Mark	11	Saints	54.88
8	Greenwood, Travis	7	Stingrays	56.69

Heat 6 of 7 Finals

1	Grace, Edward	10	Central Cairns	NT
2	Deldot, Thomas Matthe	8	Saints	1:13.44
3	Cockrem, Ash	8	Malanda	1:06.43
4	Deldot, James Alwxand	10	Saints	1:03.59
5	Habgood, Brock	7	Marlin Coast	1:04.22
6	Captain, Tykiel	9	Central Cairns	1:11.70
7	Garnett, Noah	12	Saints	NT
8	Dutton, Rameses	11	Marlin Coast	NT

Heat 7 of 7 Finals

1	Chapman, Tyler	10	Saints	NT
2	Armstrong, Thomas	10	Tobruk	NT
3	Leinster, Sam	12	Atherton	NT
4	Chenery, James	12	Saints	NT
5	Chenery, Harry	10	Saints	NT
6	Chenery, Charlie	13	Saints	NT
7	Walker, Ryan	16	Marlin Coast	NT

Event 18 Girls 50 LC Meter Backstroke

Lane	Name	Age	Team	Seed Time
------	------	-----	------	-----------

Heat 1 of 10 Finals

1	Higginson, Isabella	14	Stingrays	36.35
2	Pullar, Emma	16	Stingrays	34.94
3	Walkear, Ruby	13	Tas Swimming	34.37
4	Robinson, Amber	16	Tas Swimming	31.93
5	Vickers, Emily	13	Marlin Coast	33.48
6	Chen, Joanna	14	Tas Swimming	34.79
7	Craig, Kyah	15	Central Cairns	36.05
8	Harris, Riley	15	Central Cairns	36.57

2022 MCSC LC Meet - 14/10/2022 to 15/10/2022

Meet Program

Heat 2 Finals (#18 Girls 50 LC Meter Backstroke)

1	Bennett, Zahra	11	Tobruk	40.87
2	Pedler, Naomi	14	Stingrays	39.18
3	Molina, Jay	15	Marlin Coast	38.72
4	Travers-Mason, Kai	14	Stingrays	37.14
5	Thouroude, Chantal	11	Marlin Coast	38.39
6	Suntsova, Elizabeth	13	Saints	38.82
7	Jones, Kyah	11	Central Cairns	40.80
8	Soda, Charlotte	17	Mareeba	40.97

Heat 3 of 10 Finals

1	Nock, Miya	14	Marlin Coast	43.75
2	Hewitt, Brooklyn	12	Marlin Coast	43.20
3	Greenwood, Eva	10	Stingrays	42.09
4	Pearson, Bailey	13	Tobruk	41.59
5	Curzon, Neena	12	Innisfail	41.86
6	Crumpton, Millie	11	Central Cairns	42.31
7	Bordeos, Jada	12	Mareeba	43.59
8	Cracknell, Lucy	11	Stingrays	43.88

Heat 4 of 10 Finals

1	Hunter, Tanasyn	13	Mareeba	45.32
2	Allcorn, Piper	10	Central Cairns	45.00
3	Ah Loy-Coutts, Mikayla	11	Mareeba	44.39
4	O'Neile, Chloe	11	Marlin Coast	44.18
5	Cockrem, Amelie	12	Malanda	44.30
6	Hogan, Casey	11	Central Cairns	44.55
7	Esposito, Grace	12	Central Cairns	45.17
8	De la Fonteyne, Zara	11	Stingrays	45.83

Heat 5 of 10 Finals

1	Page, Sienna	10	Stingrays	49.21
2	Libke, Elise	9	Tobruk	47.34
3	Palmela, Sophia	10	Tobruk	47.09
4	Williams, Kiara	11	Central Cairns	45.99
5	McMinimee, Cathie	12	Central Cairns	46.02
6	Rickson, Maiya	12	Central Cairns	47.25
7	Sneddon, Madeleine	10	Tas Swimming	47.76
8	Hewitt, Ashley	10	Marlin Coast	49.57

Heat 6 of 10 Finals

1	Twomey, Scarlett	10	Tas Swimming	51.53
2	Stockman, Ella	11	Atherton	50.85
3	Solomonides, Alice	11	Marlin Coast	50.54
4	Sokolowski, Lylla	12	Tobruk	49.60
5	Drown, Piper	10	Marlin Coast	50.34
6	Pedler, Lauren	11	Stingrays	50.58
7	Smith, India	11	Tobruk	51.24
8	Dunn, Camryn	11	Tas Swimming	52.21

Heat 7 of 10 Finals

1	Webber, Zola	9	Central Cairns	56.23
2	Greenwood, Isabelle	9	Stingrays	55.91
3	Hansor, Emily	11	Tobruk	53.43
4	Bordeos, Jana	10	Mareeba	52.65
5	Habgood, Tully	10	Marlin Coast	52.93
6	McGlenn, Emma	12	Tobruk	54.49
7	Donovan, Maycee	10	Marlin Coast	55.94
8	McClellan, Bella-Trez	10	Stingrays	56.28

Heat 8 of 10 Finals

1	Rowbotham, Aila	9	Saints	1:00.56
2	McPherson, Asia	13	Marlin Coast	58.50
3	Albrecht, Izabella	9	Tobruk	57.87
4	Lenton-Cater, Ivy	12	Stingrays	56.99
5	Allcorn, Frankie	8	Central Cairns	57.80
6	Webber, Mahlie	10	Central Cairns	58.20
7	Williams, Chloe	10	Central Cairns	1:00.52
8	Wilce, Shelby	9	Atherton	1:01.63

Heat 9 of 10 Finals

1	Gostlow, Isabella	11	Tobruk	NT
2	McClellan, Nahla	7	Stingrays	1:09.98
3	Crumpton, Sophie S6	13	Central Cairns	1:08.28
4	Southern, Ruby	10	Central Cairns	1:02.15
5	Piccolo, Rianna	9	Stingrays	1:06.65
6	Stockman, Ruby	10	Atherton	1:08.63
7	Parnaby, Annabel	11	Tobruk	NT
8	Nona Renshaw, Ellie	13	Marlin Coast	NT

Heat 10 of 10 Finals

2	Kim, Se-A	9	Tas Swimming	NT
3	Doak, Ruby	12	Central Cairns	NT
4	Napper, Jesse	8	Tas Swimming	NT
5	Sweeper, Azahlia	9	Mareeba	NT
6	Burgess, Jessie	8	Marlin Coast	NT

Event 19 Boys 8 & Under 25 LC Meter Backstroke

Lane Name	Age	Team	Seed Time
-----------	-----	------	-----------

Heat 1 of 1 Finals

2	Greenwood, James	6	Stingrays	NT
3	Cracknell, Thomas	7	Stingrays	38.03
4	Greenwood, Travis	7	Stingrays	28.50
5	Williams, Harrison	7	Central Cairns	36.71
6	Stockman, Reginald	7	Atherton	NT

Event 20 Girls 8 & Under 25 LC Meter Backstroke

Lane Name	Age	Team	Seed Time
-----------	-----	------	-----------

Heat 1 of 1 Finals

1	Standing, Molly	7	Stingrays	NT
2	McShane, Mahli	7	Normanton Swimmi-ng	38.01
3	Bevan, Shamajah	7	Central Cairns	37.46
4	Crumpton, Hollie	6	Central Cairns	29.96
5	Donovan, Charlee	7	Marlin Coast	32.67
6	Webber, Beau	6	Central Cairns	37.93
7	Burgess, Jessie	8	Marlin Coast	NT
8	Piccolo, Jorja	7	Stingrays	NT

Event 21 Boys 50 LC Meter Butterfly

Lane Name	Age	Team	Seed Time
-----------	-----	------	-----------

Heat 1 of 7 Finals

1	Thouroude, Sebastien	16	Marlin Coast	30.24
2	Loveridge, Hugo	14	Marlin Coast	29.58
3	Footie, Nathan	20	Stingrays	28.27
4	Woodward, Ryan	19	Stingrays	25.91
5	Lloyd, Connor	19	Stingrays	26.40
6	Tutu, Daejahn	18	Central Cairns	28.36
7	Oguchi, Takeru	15	Tas Swimming	29.58
8	Tutu, Tyrene	16	Central Cairns	31.16

2022 MCSC LC Meet - 14/10/2022 to 15/10/2022

Meet Program

Heat 2 Finals (#21 Boys 50 LC Meter Butterfly)

1	Foley, Patrick	14	Central Cairns	35.94
2	Lockyer, Logan	12	Saints	32.86
3	Mocci, Ludovico	15	Marlin Coast	31.82
4	Mcnamara, Liam	14	Central Cairns	31.56
5	Murray, Taj	14	Marlin Coast	31.64
6	Lowrey, Joshua	14	Stingrays	32.84
7	McShane, Warne	10	Normanton Swimmi-ng	34.91
8	Rickson, Callum	14	Central Cairns	36.08

Heat 3 of 7 Finals

1	Andronicus, Nathan	15	Central Cairns	40.80
2	Craig, Koby	11	Central Cairns	39.81
3	Genge, Jackson	14	Atherton	37.92
4	Finlay, Fraser	13	Marlin Coast	36.33
5	Loveridge, Oscar	11	Marlin Coast	36.54
6	Moolman, Mathys	14	Marlin Coast	38.99
7	Mocci, Alessandro	13	Marlin Coast	40.61
8	Wilson, Ulrich	11	Atherton	42.00

Heat 4 of 7 Finals

1	Sneddon, Peter	13	Tas Swimming	50.47
2	Kidd, Patrick	10	Atherton	49.78
3	Southern, Bill	12	Central Cairns	48.97
4	Bartley, Michael	14	Marlin Coast	42.30
5	Howe, James	12	Tas Swimming	45.09
6	De Carlo, Raiden	11	Marlin Coast	49.01
7	Kaesler, Ryan	11	Atherton	50.45
8	Sweeper, Harley	11	Mareeba	50.52

Heat 5 of 7 Finals

1	Deldot, James Alwxand	10	Saints	1:01.90
2	Rickson, Ellis	10	Central Cairns	57.31
3	Camarlinghi, Liam	10	Saints	56.65
4	Dalmeyer, Fraser	10	Stingrays	54.09
5	Langtree, James	12	Central Cairns	55.59
6	Loveridge, Archie	9	Marlin Coast	57.20
7	Kurata, Rio	10	Marlin Coast	57.41
8	Cockrem, Ash	8	Malanda	1:04.83

Heat 6 of 7 Finals

1	Chenery, Charlie	13	Saints	NT
2	Grace, Edward	10	Central Cairns	NT
3	Hudson, Taylor	11	Marlin Coast	1:14.81
4	Murphy, Ty	9	Marlin Coast	1:07.97
5	Waller, Frankie	9	Central Cairns	1:13.69
6	Captain, Tykiel	9	Central Cairns	1:36.89
7	Dennis, Franklin	12	Tas Swimming	NT
8	Dempsey, Darragh	11	Marlin Coast	NT

Heat 7 of 7 Finals

2	Deldot, Thomas Matthe	8	Saints	NT
3	Chenery, Harry	10	Saints	NT
4	Alden, Benjamin	11	Saints	NT
5	Chenery, James	12	Saints	NT
6	Garnett, Noah	12	Saints	NT
7	Alden, Oliver	13	Saints	NT

Event 22 Girls 50 LC Meter Butterfly

Lane	Name	Age	Team	Seed Time
------	------	-----	------	-----------

Heat 1 of 9 Finals

1	Chen, Joanna	14	Tas Swimming	34.00
2	McShane, Cadence	15	Normanton Swimmi-ng	33.72
3	Walkear, Ruby	13	Tas Swimming	33.06
4	Millar, Kelsie	15	StPetersWestern	29.93
5	Snelling, Leah	15	Tas Swimming	30.18
6	Pullar, Emma	16	Stingrays	33.59
7	Higginson, Isabella	14	Stingrays	33.88
8	Craig, Kyah	15	Central Cairns	34.19

Heat 2 of 9 Finals

1	Millar, Abbie	11	Atherton	36.29
2	Beck, Natalie	15	Stingrays	35.63
3	Brown, Emily	14	Stingrays	35.16
4	Lulham, Arabella	13	Marlin Coast	34.49
5	Harris, Riley	15	Central Cairns	34.88
6	Whitby, Rylee	14	Stingrays	35.46
7	Molina, Jay	15	Marlin Coast	36.18
8	Sullivan, Claudia	13	Saints	36.56

Heat 3 of 9 Finals

1	Nona Renshaw, Ellie	13	Marlin Coast	39.28
2	Pearson, Bailey	13	Tobruk	38.25
3	Thouroude, Chantal	11	Marlin Coast	37.05
4	Travers-Mason, Kai	14	Stingrays	36.87
5	Jones, Kyah	11	Central Cairns	37.04
6	Howe, Natalia	14	Tas Swimming	37.92
7	Soda, Charlotte	17	Mareeba	38.83
8	Young, Lily	13	Marlin Coast	39.64

Heat 4 of 9 Finals

1	McMinimee, Cathie	12	Central Cairns	42.72
2	Greenwood, Ellie	13	Saints	42.42
3	Hewitt, Brooklyn	12	Marlin Coast	41.67
4	Curzon, Neena	12	Innisfail	40.39
5	Dalmeyer, Eloise	11	Stingrays	41.54
6	Esposito, Grace	12	Central Cairns	41.83
7	Allcorn, Piper	10	Central Cairns	42.43
8	Hogan, Casey	11	Central Cairns	42.87

Heat 5 of 9 Finals

1	Ah Loy-Coutts, Mikayla	11	Mareeba	46.23
2	Hunter, Tanasyn	13	Mareeba	45.23
3	Rickson, Maiya	12	Central Cairns	44.92
4	Crumpton, Millie	11	Central Cairns	43.28
5	Greenwood, Eva	10	Stingrays	44.31
6	O'Neile, Chloe	11	Marlin Coast	45.16
7	Page, Sienna	10	Stingrays	46.10
8	Njaramba, Lisa	11	Tas Swimming	47.52

Heat 6 of 9 Finals

1	Pedler, Lauren	11	Stingrays	51.45
2	Libke, Elise	9	Tobruk	50.38
3	Sneddon, Madeleine	10	Tas Swimming	48.69
4	Bordeos, Jada	12	Mareeba	48.35
5	Cracknell, Lucy	11	Stingrays	48.38
6	Lenton-Cater, Ivy	12	Stingrays	49.91
7	Stockman, Ella	11	Atherton	51.00
8	Cockrem, Amelie	12	Malanda	51.96

2022 MCSC LC Meet - 14/10/2022 to 15/10/2022

Meet Program

Heat 7 Finals (#22 Girls 50 LC Meter Butterfly)

1	Solomonides, Alice	11	Marlin Coast	58.03
2	Hewitt, Ashley	10	Marlin Coast	55.62
3	Dunn, Camryn	11	Tas Swimming	54.72
4	Williams, Kiara	11	Central Cairns	53.58
5	Bordeos, Jana	10	Mareeba	53.71
6	Twomey, Scarlett	10	Tas Swimming	55.58
7	Drown, Piper	10	Marlin Coast	55.67
8	Palmela, Sophia	10	Tobruk	58.51

Heat 8 of 9 Finals

1	Wilce, Shelby	9	Atherton	1:18.38
2	Webber, Zola	9	Central Cairns	1:12.23
3	Williams, Chloe	10	Central Cairns	1:06.94
4	Habgood, Tully	10	Marlin Coast	1:01.67
5	Donovan, Maycee	10	Marlin Coast	1:02.37
6	Southern, Ruby	10	Central Cairns	1:11.64
7	Piccolo, Rianna	9	Stingrays	1:15.63
8	Stockman, Ruby	10	Atherton	1:18.88

Heat 9 of 9 Finals

2	McPherson, Asia	13	Marlin Coast	NT
3	Napper, Jesse	8	Tas Swimming	NT
4	Allcorn, Frankie	8	Central Cairns	1:20.79
5	Gostlow, Isabella	11	Tobruk	NT
6	Smith, India	11	Tobruk	NT
7	Kim, Se-A	9	Tas Swimming	NT

Event 23 Boys 8 & Under 25 LC Meter Butterfly

Lane Name	Age	Team	Seed Time
-----------	-----	------	-----------

Heat 1 of 1 Finals

4	Williams, Harrison	7	Central Cairns	38.03
5	Habgood, Brock	7	Marlin Coast	NT

Event 24 Girls 8 & Under 25 LC Meter Butterfly

Lane Name	Age	Team	Seed Time
-----------	-----	------	-----------

Heat 1 of 1 Finals

1	McClean, Nahla	7	Stingrays	NT
2	Webber, Beau	6	Central Cairns	49.81
3	Bevan, Shamajah	7	Central Cairns	40.37
4	McShane, Mahli	7	Normanton Swimmi-ng	33.37
5	Crompton, Hollie	6	Central Cairns	33.58
6	Donovan, Charlee	7	Marlin Coast	41.94
7	Craig, Zahlee	8	Central Cairns	NT
8	Piccolo, Jorja	7	Stingrays	NT

Event 25 Boys 12 & Over 800 LC Meter Freestyle

Lane Name	Age	Team	Seed Time
-----------	-----	------	-----------

Heat 1 of 1 Finals

4	Hudson, Cooper	12	Marlin Coast	10:13.24
5	Dutton, Austin	13	Marlin Coast	9:40.38
6	Robertson, Callum	14	Saints	10:09.55
7	Murray, Taj	14	Marlin Coast	13:08.47

Event 26 Girls 12 & Over 800 LC Meter Freestyle

Lane Name	Age	Team	Seed Time
-----------	-----	------	-----------

Heat 1 of 1 Finals

1	Snelling, Leah	15	Tas Swimming	9:53.10
---	----------------	----	--------------	---------

Event 27 Boys 11 & Over 200 LC Meter Backstroke

Lane Name	Age	Team	Seed Time
-----------	-----	------	-----------

Heat 1 of 1 Finals

3	Craig, Koby	11	Central Cairns	NT
4	An, Albert Damin	16	Tas Swimming	2:23.98
5	Sweeper, Harley	11	Mareeba	NT
6	Leinster, Sam	12	Atherton	NT

Event 28 Girls 11 & Over 200 LC Meter Backstroke

Lane Name	Age	Team	Seed Time
-----------	-----	------	-----------

Heat 1 of 1 Finals

1	Pedler, Naomi	14	Stingrays	2:57.77
2	Chen, Joanna	14	Tas Swimming	2:51.26
3	Graham, Hayley	16	Marlin Coast	2:42.05
4	Robinson, Amber	16	Tas Swimming	2:24.58
5	Galea, Annabel	15	Saints	2:33.32
6	Travers-Mason, Kai	14	Stingrays	2:50.32
7	Pullar, Emma	16	Stingrays	2:54.86
8	Walker, Mackinley	14	Marlin Coast	NT

Event 29 Boys 9 & Over 100 LC Meter Butterfly

Lane Name	Age	Team	Seed Time
-----------	-----	------	-----------

Heat 1 of 2 Finals

1	Galea, Jonathan	13	Saints	1:15.21
2	Murray, Taj	14	Marlin Coast	1:11.37
3	Loveridge, Hugo	14	Marlin Coast	1:03.99
4	Woodward, Ryan	19	Stingrays	58.63
5	Williams, Lenny	17	Marlin Coast	1:01.29
6	Mcnamara, Liam	14	Central Cairns	1:09.82
7	Stemp, Aidan	15	Saints	1:11.94
8	Thouroude, Sebastien	16	Marlin Coast	1:15.78

Heat 2 of 2 Finals

1	Connors, Cooper	12	Saints	NT
2	Wilson, Ulrich	11	Atherton	1:44.86
3	Finlay, Fraser	13	Marlin Coast	1:31.81
4	Rowbotham, Matthew	12	Saints	1:16.46
5	Rickson, Callum	14	Central Cairns	1:30.31
6	McShane, Warne	10	Normanton Swimmi-ng	1:32.66
7	De Carlo, Raiden	11	Marlin Coast	1:50.04
8	D'Addona, Charlie	11	Central Cairns	NT

Event 30 Girls 9 & Over 100 LC Meter Butterfly

Lane Name	Age	Team	Seed Time
-----------	-----	------	-----------

Heat 1 of 3 Finals

1	Vickers, Emily	13	Marlin Coast	1:15.74
2	Greatorex, Sophie	13	Saints	1:14.40
3	Millar, Kelsie	15	StPetersWestern	1:08.40
4	Tottman, Summer	14	Marlin Coast	1:05.40
5	Snelling, Leah	15	Tas Swimming	1:05.57
6	Robinson, Rebecca	16	Tas Swimming	1:12.79
7	Lulham, Arabella	13	Marlin Coast	1:15.22
8	Walkear, Ruby	13	Tas Swimming	1:17.93

Meet Program

Heat 2 Finals (#30 Girls 9 & Over 100 LC Meter Butterfly)

1	Jones, Kyah	11	Central Cairns	1:31.66
2	Camarlinghi, Siahn	14	Saints	1:27.55
3	Brown, Emily	14	Stingrays	1:21.99
4	Craig, Kyah	15	Central Cairns	1:20.46
5	Molina, Jay	15	Marlin Coast	1:21.90
6	Millar, Abbie	11	Atherton	1:23.29
7	Thouroude, Chantal	11	Marlin Coast	1:30.77
8	Scholes, Amelie	13	Stingrays	1:34.74

Heat 3 of 3 Finals

1	Twomey, Scarlett	10	Tas Swimming	NT
2	Allcorn, Piper	10	Central Cairns	1:50.46
3	Nock, Miya	14	Marlin Coast	1:46.79
4	Percy, Jamie	12	Stingrays	1:36.56
5	Stewart, Madeline	12	Stingrays	1:42.51
6	Ah Loy-Coutts, Mikayla	11	Mareeba	1:50.26
7	Howe, Natalia	14	Tas Swimming	NT

Event 31 Boys 11 & Over 400 LC Meter Freestyle

Lane Name	Age	Team	Seed Time
-----------	-----	------	-----------

Heat 1 of 1 Finals

1	Southern, Bill	12	Central Cairns	NT
2	Langtree, James	12	Central Cairns	6:11.13
3	Lockyer, Logan	12	Saints	5:02.32
4	Dutton, Austin	13	Marlin Coast	4:35.21
5	Hudson, Cooper	12	Marlin Coast	4:55.82
6	D'Addona, Charlie	11	Central Cairns	6:05.37
7	Loveridge, Oscar	11	Marlin Coast	NT

Event 32 Girls 11 & Over 400 LC Meter Freestyle

Lane Name	Age	Team	Seed Time
-----------	-----	------	-----------

Heat 1 of 1 Finals

2	Howe, Natalia	14	Tas Swimming	NT
3	Beck, Natalie	15	Stingrays	5:43.45
4	Tottman, Summer	14	Marlin Coast	4:41.57
5	Lulham, Arabella	13	Marlin Coast	5:28.61
6	Njaramba, Lisa	11	Tas Swimming	NT
7	Greenwood, Ellie	13	Saints	NT

Event 33 Boys 11 & Over 200 LC Meter IM

Lane Name	Age	Team	Seed Time
-----------	-----	------	-----------

Heat 1 of 3 Finals

1	Mocci, Ludovico	15	Marlin Coast	2:40.07
2	Thouroude, Nicolas	13	Marlin Coast	2:38.08
3	Foote, Nathan	20	Stingrays	2:28.64
4	An, Albert Damin	16	Tas Swimming	2:14.24
5	Sorensen, Henrik	15	Tas Swimming	2:26.48
6	Loveridge, Hugo	14	Marlin Coast	2:29.78
7	Mcnamara, Liam	14	Central Cairns	2:39.09
8	Robertson, Callum	14	Saints	2:42.24

Heat 2 of 3 Finals

1	De Carlo, Raiden	11	Marlin Coast	3:13.80
2	Finlay, Fraser	13	Marlin Coast	2:59.55
3	Lowrey, Joshua	14	Stingrays	2:46.87
4	Galea, Jonathan	13	Saints	2:43.75
5	Murray, Taj	14	Marlin Coast	2:46.86
6	Rickson, Callum	14	Central Cairns	2:59.01
7	Andronicus, Nathan	15	Central Cairns	3:11.57

Heat 3 of 3 Finals

3	Leinster, Sam	12	Atherton	NT
4	D'Addona, Charlie	11	Central Cairns	3:15.87
5	Howe, James	12	Tas Swimming	NT

Event 34 Girls 11 & Over 200 LC Meter IM

Lane Name	Age	Team	Seed Time
-----------	-----	------	-----------

Heat 1 of 3 Finals

1	Greatorex, Sophie	13	Saints	2:51.02
2	Brown, Emily	14	Stingrays	2:48.70
3	Robinson, Rebecca	16	Tas Swimming	2:38.15
4	Robinson, Amber	16	Tas Swimming	2:26.67
5	Galea, Annabel	15	Saints	2:28.62
6	Lockyer, Summer	15	Saints	2:42.20
7	Harris, Riley	15	Central Cairns	2:49.95
8	Walkear, Ruby	13	Tas Swimming	2:55.75

Heat 2 of 3 Finals

1	Thouroude, Chantal	11	Marlin Coast	3:11.55
2	Whitby, Rylee	14	Stingrays	3:02.11
3	Molina, Jay	15	Marlin Coast	3:01.23
4	Camarlinghi, Siahn	14	Saints	2:58.94
5	Millar, Abbie	11	Atherton	2:59.21
6	Young, Lily	13	Marlin Coast	3:01.82
7	Sullivan, Claudia	13	Saints	3:07.69
8	O'Neile, Chloe	11	Marlin Coast	3:20.95

Heat 3 of 3 Finals

3	Hunter, Tanasyn	13	Mareeba	3:29.35
4	Jones, Kyah	11	Central Cairns	3:22.95
5	Hogan, Casey	11	Central Cairns	3:26.62
6	Hewitt, Brooklyn	12	Marlin Coast	3:29.64

Event 35 Boys 9 & Over 100 LC Meter Breaststroke

Lane Name	Age	Team	Seed Time
-----------	-----	------	-----------

Heat 1 of 3 Finals

1	Mocci, Ludovico	15	Marlin Coast	1:29.67
2	Thouroude, Nicolas	13	Marlin Coast	1:23.23
3	Tutu, Daejahn	18	Central Cairns	1:18.21
4	Williams, Lenny	17	Marlin Coast	1:12.54
5	Elliott, Ryan	14	Tas Swimming	1:17.02
6	Tutu, Tyrene	16	Central Cairns	1:20.92
7	De Carlo, Raiden	11	Marlin Coast	1:26.99
8	McShane, Warne	10	Normanton Swimmi-ng	1:30.87

Meet Program

Heat 2 Finals (#35 Boys 9 & Over 100 LC Meter Breaststroke)

1	Alden, Oliver	13	Saints	2:02.66
2	Bartley, Michael	14	Marlin Coast	1:57.59
3	Simmonds, Joel	14	Central Cairns	1:37.31
4	Finlay, Fraser	13	Marlin Coast	1:34.18
5	Genge, Jackson	14	Atherton	1:36.36
6	Dennis, Franklin	12	Tas Swimming	1:54.71
7	Sneddon, Peter	13	Tas Swimming	1:57.86
8	Murphy, Ty	9	Marlin Coast	2:08.27

Heat 3 of 3 Finals

1	Walker, Ryan	16	Marlin Coast	NT
2	Connors, Cooper	12	Saints	NT
3	Alden, Benjamin	11	Saints	2:21.30
4	Loveridge, Archie	9	Marlin Coast	2:08.81
5	Rickson, Ellis	10	Central Cairns	2:09.13
6	Hudson, Taylor	11	Marlin Coast	2:23.00
7	Leinster, Sam	12	Atherton	NT

Event 36 Girls 9 & Over 100 LC Meter Breaststroke

Lane Name	Age	Team	Seed Time
-----------	-----	------	-----------

Heat 1 of 4 Finals

1	Sullivan, Claudia	13	Saints	1:41.87
2	Percy, Jamie	12	Stingrays	1:29.62
3	Robinson, Rebecca	16	Tas Swimming	1:27.43
4	Rothwell, Aisling	16	Stingrays	1:17.69
5	Graham, Lexi	14	Marlin Coast	1:22.59
6	Lockyer, Summer	15	Saints	1:28.33
7	Soda, Charlotte	17	Mareeba	1:30.80
8	Scholes, Amelie	13	Stingrays	1:43.90

Heat 2 of 4 Finals

1	Webber, Mahlie	10	Central Cairns	2:03.64
2	Greenwood, Ellie	13	Saints	1:47.92
3	Curzon, Neena	12	Innisfail	1:46.32
4	Hunter, Tanasyn	13	Mareeba	1:45.65
5	Stewart, Madeline	12	Stingrays	1:45.72
6	Hansor, Emily	11	Tobruk	1:47.58
7	Rickson, Maiya	12	Central Cairns	1:51.44
8	Stockman, Ella	11	Atherton	2:04.52

Heat 3 of 4 Finals

1	Albrecht, Izabella	9	Tobruk	2:26.85
2	Donovan, Maycee	10	Marlin Coast	2:20.31
3	De la Fonteyne, Zara	11	Stingrays	2:08.20
4	Drown, Piper	10	Marlin Coast	2:05.66
5	Hewitt, Ashley	10	Marlin Coast	2:06.03
6	Solomonides, Alice	11	Marlin Coast	2:17.94
7	McGlenn, Emma	12	Tobruk	2:24.22

Heat 4 of 4 Finals

3	McPherson, Asia	13	Marlin Coast	NT
4	Grazebrook, Jemima	16	Tobruk	NT
5	Palmela, Sophia	10	Tobruk	NT

Event 37 Boys 11 & Over 200 LC Meter Freestyle

Lane Name	Age	Team	Seed Time
-----------	-----	------	-----------

Heat 1 of 4 Finals

1	Dutton, Austin	13	Marlin Coast	2:16.39
2	Foote, Nathan	20	Stingrays	2:12.77
3	Stemp, Aidan	15	Saints	2:08.37
4	Woodward, Ryan	19	Stingrays	1:59.20
5	Lloyd, Connor	19	Stingrays	2:05.98
6	Loveridge, Hugo	14	Marlin Coast	2:09.19
7	Sorensen, Henrik	15	Tas Swimming	2:14.05
8	Thouroude, Nicolas	13	Marlin Coast	2:19.71

Heat 2 of 4 Finals

1	Galea, Jonathan	13	Saints	2:36.66
2	Milne, Nate	15	Stingrays	2:29.84
3	Rowbotham, Matthew	12	Saints	2:25.26
4	Thouroude, Sebastien	16	Marlin Coast	2:19.73
5	Lockyer, Logan	12	Saints	2:24.32
6	Hudson, Cooper	12	Marlin Coast	2:29.53
7	Moolman, Mathys	14	Marlin Coast	2:31.69
8	Loveridge, Oscar	11	Marlin Coast	2:36.98

Heat 3 of 4 Finals

1	De Carlo, Raiden	11	Marlin Coast	NT
2	Robertson, Dylan	12	Saints	3:19.12
3	Sneddon, Peter	13	Tas Swimming	3:12.20
4	Finlay, Fraser	13	Marlin Coast	2:44.02
5	Wilson, Ulrich	11	Atherton	2:54.97
6	Sweeper, Harley	11	Mareeba	3:15.05
7	Connors, Cooper	12	Saints	NT

Heat 4 of 4 Finals

3	Leinster, Sam	12	Atherton	NT
4	Beck, Hayden	11	Stingrays	NT
5	Bartley, Michael	14	Marlin Coast	NT

Event 38 Girls 11 & Over 200 LC Meter Freestyle

Lane Name	Age	Team	Seed Time
-----------	-----	------	-----------

Heat 1 of 4 Finals

1	Vickers, Emily	13	Marlin Coast	2:26.70
2	Millar, Kelsie	15	StPetersWestern	2:19.76
3	Tottman, Summer	14	Marlin Coast	2:13.97
4	Snelling, Leah	15	Tas Swimming	2:07.56
5	Ganfield, Rayner	15	Tas Swimming	2:12.40
6	Rothwell, Aisling	16	Stingrays	2:14.11
7	McShane, Cadence	15	Normanton Swimmi-ng	2:21.80
8	Higginson, Isabella	14	Stingrays	2:28.86

Heat 2 of 4 Finals

1	Sullivan, Claudia	13	Saints	2:41.33
2	Pedler, Naomi	14	Stingrays	2:39.50
3	Brown, Emily	14	Stingrays	2:33.97
4	Lulham, Arabella	13	Marlin Coast	2:33.02
5	Greatorex, Sophie	13	Saints	2:33.08
6	Camarlinghi, Siahn	14	Saints	2:35.02
7	Young, Lily	13	Marlin Coast	2:41.33
8	Millar, Abbie	11	Atherton	2:44.01

Meet Program

Heat 3 Finals (#38 Girls 11 & Over 200 LC Meter Freestyle)

1	Hunter, Tanasyn	13	Mareeba	3:16.62
2	Njaramba, Lisa	11	Tas Swimming	3:09.66
3	Nock, Miya	14	Marlin Coast	2:53.96
4	Howe, Natalia	14	Tas Swimming	2:48.63
5	Curzon, Neena	12	Innisfail	2:50.67
6	O'Neile, Chloe	11	Marlin Coast	2:54.25
7	Ah Loy-Coutts, Mikayla	11	Mareeba	3:13.74

Heat 4 of 4 Finals

3	McMinimee, Cathie	12	Central Cairns	NT
4	Thouroude, Chantal	11	Marlin Coast	NT
5	Nona Renshaw, Ellie	13	Marlin Coast	NT

Event 39 Boys 9 & Over 100 LC Meter Backstroke**Lane Name Age Team Seed Time****Heat 1 of 3 Finals**

1	McShane, Warne	10	Normanton Swimmi-ng	1:23.83
2	Lowrey, Joshua	14	Stingrays	1:18.52
3	Tutu, Tyrene	16	Central Cairns	1:12.33
4	Tutu, Daejahn	18	Central Cairns	1:07.23
5	Lloyd, Connor	19	Stingrays	1:08.91
6	Murray, Taj	14	Marlin Coast	1:16.37
7	Mcnamara, Liam	14	Central Cairns	1:19.29
8	Foley, Patrick	14	Central Cairns	1:24.64

Heat 2 of 3 Finals

2	Robertson, Dylan	12	Saints	1:45.74
3	Mittempergher, Noah	12	Marlin Coast	1:39.89
4	Mocci, Alessandro	13	Marlin Coast	1:26.68
5	Genge, Jackson	14	Atherton	1:39.75
6	De Carlo, Raiden	11	Marlin Coast	1:41.84
7	Loveridge, Archie	9	Marlin Coast	1:49.09

Heat 3 of 3 Finals

3	Alden, Oliver	13	Saints	NT
4	Leinster, Sam	12	Atherton	NT
5	Walker, Ryan	16	Marlin Coast	NT

Event 40 Girls 9 & Over 100 LC Meter Backstroke**Lane Name Age Team Seed Time****Heat 1 of 4 Finals**

1	Hanson, Jordaan	16	Tas Swimming	1:17.25
2	Graham, Hayley	16	Marlin Coast	1:14.23
3	Robinson, Rebecca	16	Tas Swimming	1:13.48
4	Robinson, Amber	16	Tas Swimming	1:07.14
5	Galea, Annabel	15	Saints	1:08.92
6	Ganfield, Rayner	15	Tas Swimming	1:13.71
7	Lockyer, Summer	15	Saints	1:15.96
8	Chen, Joanna	14	Tas Swimming	1:17.66

Heat 2 of 4 Finals

1	Scholes, Amelie	13	Stingrays	1:29.77
2	Harris, Riley	15	Central Cairns	1:22.66
3	Craig, Kyah	15	Central Cairns	1:19.06
4	Greatorex, Sophie	13	Saints	1:17.72
5	Pullar, Emma	16	Stingrays	1:18.39
6	Walkear, Ruby	13	Tas Swimming	1:19.08
7	Stewart, Madeline	12	Stingrays	1:25.16
8	Thouroude, Chantal	11	Marlin Coast	1:30.61

Heat 3 of 4 Finals

1	Sneddon, Madeleine	10	Tas Swimming	1:49.76
2	O'Neile, Chloe	11	Marlin Coast	1:35.13
3	Greenwood, Eva	10	Stingrays	1:32.60
4	Greenwood, Ellie	13	Saints	1:31.26
5	Jones, Kyah	11	Central Cairns	1:31.73
6	Curzon, Neena	12	Innisfail	1:33.58
7	Percy, Jamie	12	Stingrays	1:37.81
8	Sokolowski, Lylla	12	Tobruk	1:50.31

Heat 4 of 4 Finals

1	McPherson, Asia	13	Marlin Coast	NT
2	McGlinn, Emma	12	Tobruk	2:17.61
3	Greenwood, Isabelle	9	Stingrays	2:03.41
4	Drown, Piper	10	Marlin Coast	1:55.18
5	Webber, Zola	9	Central Cairns	2:02.09
6	Southern, Ruby	10	Central Cairns	2:08.20
7	Walker, Mackinley	14	Marlin Coast	NT
8	Nock, Miya	14	Marlin Coast	NT

Event 41 Boys 11 & Over 200 LC Meter Breaststroke**Lane Name Age Team Seed Time****Heat 1 of 1 Finals**

2	Simmonds, Joel	14	Central Cairns	3:25.33
3	Thouroude, Nicolas	13	Marlin Coast	3:09.55
4	An, Albert Damin	16	Tas Swimming	2:26.35
5	Elliott, Ryan	14	Tas Swimming	3:00.60
6	De Carlo, Raiden	11	Marlin Coast	3:20.99
7	Walker, Ryan	16	Marlin Coast	NT

Event 42 Girls 11 & Over 200 LC Meter Breaststroke**Lane Name Age Team Seed Time****Heat 1 of 1 Finals**

3	Stockman, Ella	11	Atherton	NT
4	McShane, Cadence	15	Normanton Swimmi-ng	3:05.44
5	Graham, Lexi	14	Marlin Coast	3:06.05
6	Dunn, Camryn	11	Tas Swimming	NT