



EVENT PROGRAM

2022 FNQ SWIMMING **SHORT COURSE CHAMPIONSHIPS**




Tobruk Memorial Pool, 30th & 31st July









TOBRUK MEMORIAL POOL

SATURDAY 30TH & SUNDAY 31ST JULY



TICKET INFORMATION

On arrival, all swimmers, club managers, support persons, officials and coaches must produce their ticket for scanning to gain entry (either on a device or printed).

Gate entry fee is \$3 for adult spectators per day and \$2 for children per day.

Ticket Link: <https://www.trybooking.com/CBGBA>



MEET MOBILE

Download the Meet Mobile App from the App Store to check your times. Results will be published to the app during the day.




PHOTO POLICY

In nominating for this Championship meet, swimmers agree that they may be photographed and that the images may be used in publications, FNQ website or social media sites.

TOBRUK MEMORIAL POOL

SATURDAY 30TH & SUNDAY 31ST JULY



GOOD LUCK

We wish all FNQ swimmers heading to Queensland Short Course Championships in August the best of luck.



FOOD AND DRINK

Operated by Tobruk Memorial Pool, Swell Cafe offers a range of freshly prepared healthy and delicious food to enjoy. Please note, this is a commercial business and not operated by FNQ Swimming for fundraising purposes. You are also welcome to bring your own esky.



TIME KEEPING

There will be one timekeeper per lane. All timekeepers will press the plunger when the swimmer finishes their race. Please do not watch the swimmer come in as this will cause you to anticipate the swimmer's finishing touch. Watch the wall for the touch. One timekeeper from each lane will take a stopwatch time and record it on the lane timer sheet. If you are sharing with another club, please liaise with that club for a timing roster.



ACKNOWLEDGEMENT

Images featured in this program have been taken by Martyn Foote, and are from the 2021 Short Course Championships. Thank you to Martyn for your time, effort and commitment to capture our swimmers over the entire season.

MCDONALD'S
FNQ SHORT COURSE CHAMPIONSHIPS
30th and 31st JULY 2022
TOBRUK MEMORIAL POOL



SESSION 1
Saturday 30th July 2022
Gates Open 8:00am for 9:00am Start

M	F	Age	Distance	Stroke
1	2	10&O	200	IM
3	4	12&O	800	Freestyle (QT)
5	6	11&O	50	Freestyle
7	8	10&O	200	Breaststroke
9	10	10&O	100	Butterfly

**Presentation of McDonalds 2021
 FNQ Swimmers of the Year**

Session 2
Saturday 30th July 2022
AFTER BREAK

M	F	Age	Distance	Stroke
11	12	10&O	100	Backstroke
13	14	8-10	50	Freestyle
15	16	12&O	400	Freestyle
17	18	8-10	50	Breaststroke
19	20	11&O	50	Breaststroke
21	MIX	10&U	4 x 25	Freestyle Relay
22	23	13&U	4 x 50	Freestyle Relay
24	25	OPEN	4 x 50	Freestyle Relay
26	MIX	OPEN	4 x 50	Freestyle Relay

Qualifying Times for Distance Events

	12	13	14	15	16&O
Male QT's					
1500	N/a	20:20	20:00	19:40	19:00
800	11:40	11:20	11:00	10:40	10:20
Female QT's					
1500	N/a	21:20	21:00	20:40	20:00
800	12:40	12:20	12:00	11:40	11:20

FNQRSA AGM
 Time to be confirmed

SESSION 3
Sunday 31st July 2022
Gates Open 8:00am for 9:00am Start

M	F	Age	Distance	Stroke
27	28	10&O	200	Freestyle
29	30	12&O	400	IM
31	32	11&O	50	Backstroke
33	34	10&O	200	Butterfly
35	36	10&O	100	Breaststroke

Break for Warm Up

Session 4
Sunday 31st July 2022
Warm Up available – racing will start 30 min after completion of Session 3

M	F	Age	Distance	Stroke
37	38	10&O	100	Freestyle
39	40	8-10	50	Butterfly
41	42	10&O	200	Backstroke
43	44	11&O	50	Butterfly
45	46	8-10	50	Backstroke
47	48	8-10	100	IM
49	50	13&O	1500	Freestyle (QT)
51	MIX	10&U	4 x 25	Medley Relay
52	53	13&U	4 x 50	Medley Relay
54	55	OPEN	4 x 50	Medley Relay
56	MIX	OPEN	4 x 50	Medley Relay
57	MIX	OPEN	12 x 25	Freestyle Relay **See Rules

**PRESENTATION OF COMPLETE SWIMMER MEDALS
 AND SHORT COURSE
 AWARDS AND TROPHIES**



**MCDONALD'S
FNQ SHORT COURSE CHAMPIONSHIPS
30Th and 31ST JULY 2022
TOBRUK MEMORIAL POOL**



NOMINATION DETAILS

Late nominations for adjustments and relay changes will be accepted up to 30 minutes prior to commencement of first session.

MINIMUM AGE IS 8 YEARS

Nominations close on Monday 25 July 2022 @ 11:59pm

Queries: info@fnqswimming.com.au
and/or race-sec@fnqswimming.com.au

AGE CHAMPION AND DISTANCE CHAMPION

Important to note that you do not have to swim all the events to be eligible for the age champion. The age champion is awarded to the swimmer who has accrued the most points in the events.

POINTS are awarded:

First 10, Second 7, Third 5, Fourth 3, Fifth 2 and Sixth 1

JUNIOR AGE CHAMPION EVENTS Awarded to 8, 9 and 10 ages	Points will be accrued across the 5 age champion events for 8-10 years. Event Numbers:	
	13/14 50 Freestyle 17/18 50 Breaststroke 39/40 50 Butterfly	45-46 50 Backstroke 47/48 100 IM
SENIOR AGE CHAMPION EVENTS Award to 11, 12, 13, 14, 15, 16 and 17&O ages	Points will be accrued across the 5 age champion events as detailed.	
	1/2 200 IM 9/10 100 Butterfly 11/12 100 Backstroke	35/36 100 Breaststroke 37/38 100 Freestyle
MULTI-CLASS CHAMPION EVENTS	Point will be accrued across the 4 x 50m events	
	13/14 50 Freestyle 17/18 50 Breaststroke 39/40 50 Butterfly 45-46 50 Backstroke	5/6 50 Freestyle 19/20 50 Breaststroke 31/32 50 Backstroke 43/44 50 Butterfly
DISTANCE CHAMPION EVENTS (14&U & 15&O)	Swimmers must swim a minimum of three events to qualify for this award.	
	3/4 800 Freestyle 7/8 200 Breaststroke 15/16 400 Freestyle 27/28 200 Freestyle	29/30 400 IM 33/34 200 Butterfly 41/42 200 Backstroke 49/50 1500 Freestyle



CONDITIONS OF ENTRY

- The meet will be conducted under rules of FINA and By-laws of Swimming Australia (SAL) and Swimming Queensland (SQ).
- All competitors must be currently registered members of an affiliated SAL club.
- SWD must present themselves to the referee of the day before commencement of swimming.
- Minimum age for the meet is 8 years.
- Age shall be as of 30th July 2022.
- All swimmers must have a time to enter all races. Long Course converted times will be acceptable.
- FNQRSA reserves the right, on the day, to combine heats and events. Times on the flyer are an indication only, a time-line will be published at the time of preparing the program.
- Nomination Fee: Individual events AGE 8-10 \$5.00 (50m events ONLY), all other Individual events \$7.50. Relays \$10. This fee does not include any surcharges. All individual nominations and relay nominations will be done through the Swim Central.
- Entrance fee for any spectators will be \$3.00 per day.
- RELAYS - limit of two teams per club per event. 10&U relay teams will be mixed, consisting of any combination in the number of boys and girls (up to a maximum of four swimmers per team).
- ** RELAY - EVENT 56 - this relay WILL NOT be awarded any points and will be run so we can get everyone involved and competing in a relay situation. We will even combine clubs. This relay will be nominated on the day and coaches will be responsible for this relay. 12x25m Freestyle mixed - 6 boys, 6 girls of which 4 swimmers 12&U, 4 swimmers 15&O and 4 swimmers Open (to all ages).
- Programmes will be available on the FNQ website along with a DRAFT timeline.
- In the event of a protest, \$100 fee to be deposited with a written protest not later than 30 minutes following the conclusion of the event (SAL CBL 12).
- **This is an FNQ Swimming run event, accordingly all clubs will be allocated tasks for the weekend.**
- It is a condition of entering this event that your club understands that timekeeping is required by all clubs and is allocated by the number of swimmers your club enters.

PHOTO POLICY

In nominating for this Meet, swimmers agree that they may be photographed and that the images may be used in publications, FNQ Website or social media sites.

AWARDS

1. Individual events will be multi aged events for awards except 11&O 50m events. The 11&O 50m events, the awards will be presented to the first three place-getters only. The events for the distance champions will be awarded to the first three place-getters in the age range 14&U and 15&O age groups.
2. Swimmers aged 8, 9 and 10 years will be awarded 1st, 2nd, 3rd place medals and also a Complete Swimmer medal upon **completion** of all four 50m events (event numbers: Boys 13, 17, 39 and 45; Girls 14, 18, 40 and 46).
3. Multi-class (SWD) swimmers will be awarded medals in all 50m events. There is no separate multi-class event, these swimmers will enter the relevant events to promote and encourage inclusivity and competitiveness.
4. Awards will be presented for all first three place getters in all relay events except event 56.
5. Awards for age champion winners, runners up and third place getters in the following age groups: 8yrs, 9yrs, 10yrs, 11yrs, 12yrs, 13yrs, 14yrs, 15yrs, 16yrs, 17&Over & Multi-class.
6. Points for the club and individual awards will be given to the first 6 place getters as follows:
First 10, Second 7, Third 5, Fourth 3, Fifth 2 and Sixth 1.
7. Distance events will be multi aged for award medals (14&U and 15&O) for all 200m form stroke events, 400IM and the 200, 400, 800 and 1500 freestyle events.
8. Championship Points: 50m events, as well as age, form and freestyle aggregate events contribute to overall club championship points.
9. Visitors do not score points but will receive a medal for placing.

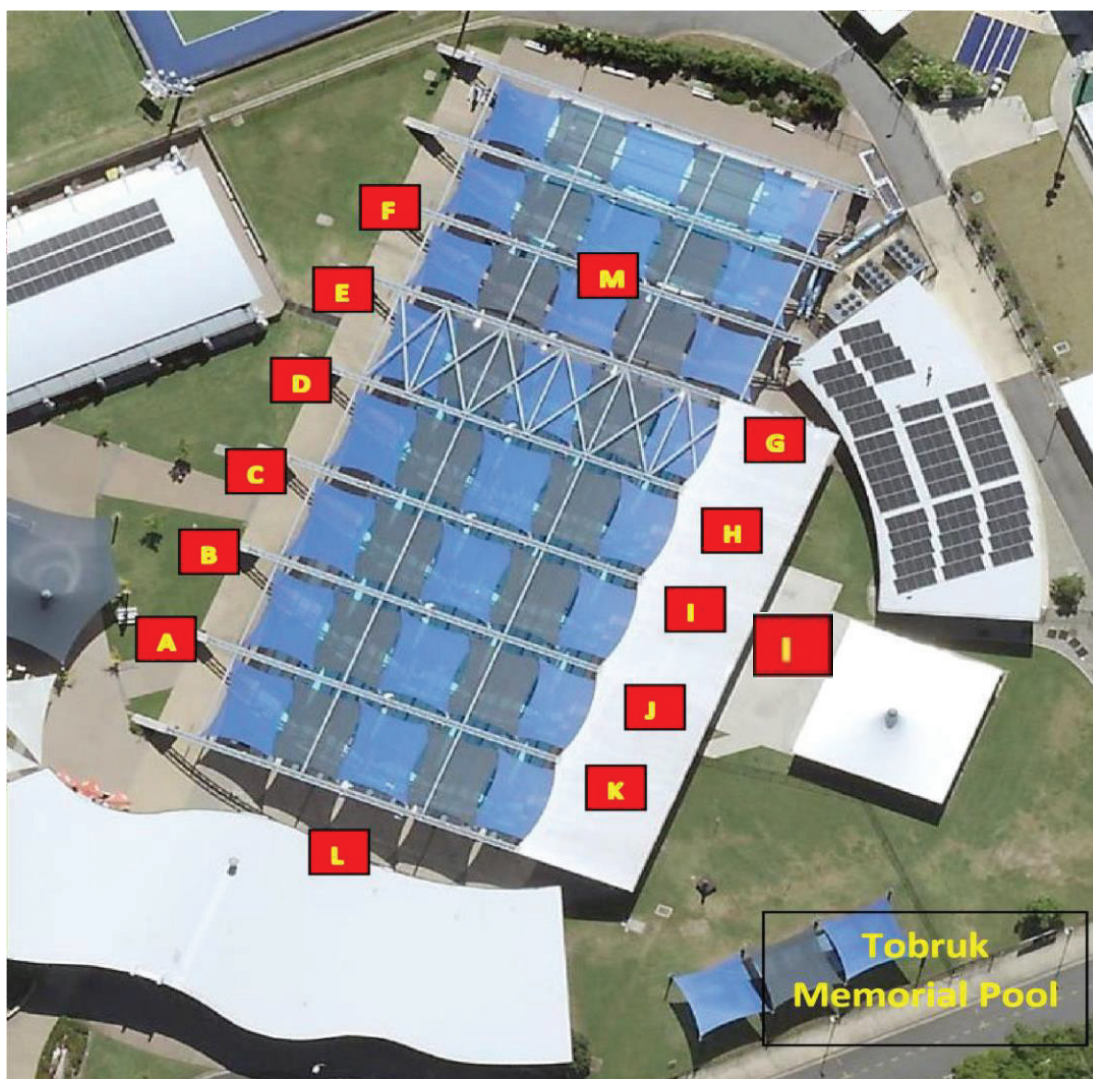
SEATING PLAN

FNQ SHORT COURSE CHAMPIONSHIPS

30 – 31 JULY 2022



Area	m2	AP Pax	Club
A	77	38	Marlin Coast
B	88	44	Marlin Coast / Centrals
C	121	60	Centrals
D	165	82	Stingrays
E	100	50	
F	100	50	
G	90	45	Innisfail, Edge Hill
H	90	45	Dimbulah, Malanda, Tully
I	180	90	TAS, Cooktown, Mareeba, Atherton, Tobruk
J	108	56	Saints
K	90	45	Recording
L	150	75	Self Marshalling/Timekeeping
M	180	90	Self Marshalling/Timekeeping
TOTAL	1539	770	



CHAMPIONSHIP AWARDS

AGE CHAMPION SHORT COURSE CHAMPIONSHIPS AWARDS

Male and Female Age Champion will be determined by points (10-7-5-3-2-1 basis) accrued by the following:

8 - 10 years 50m of each stroke plus 100IM

11, 12, 13, 14, 15, 16 years and 17&O 100m of each stroke plus 200IM

Multi-class – 50m of each stroke

Runner Up and 3rd Place awards will be presented.

DISTANCE AGGREGATE CHAMPIONSHIPS AWARDS

Awarded to the male and female swimmer who accumulates the most points at the FNQ Swimming Short Course Championships in the following:

Freestyle distances: 200m, 400m, 800m and 1500m

Form Stroke distances: 200m Backstroke, Butterfly and Breaststroke and 400IM. Points will be awarded as follows: First 10, Second 7, Third 5, Fourth 3, Fifth 2 and Sixth 1. *Swimmers must compete in a minimum of three events to qualify for this trophy. Awarded to 14 & under and 15 & over male and female.

Runner Up and 3rd Place awards will be presented.



PERPETUAL AWARDS

JOYCE LEEON PERPETUAL TROPHY

Awarded to the fastest 8 year old Male or Female Swimmer across all 50m events.

THE JULIAN CRAWFORD AND FAMILY PERPETUAL TROPHY

Awarded to the fastest 9 or 10 year old Male or Female Swimmer across all 50m events.

THE SEXTON FAMILY PERPETUAL TROPHY

The Sexton Family Perpetual Trophies for FNQ male AND female will be awarded for equalling or improving records as follows: 5 points for best by FNQ Record and additional 3 points for an FNQ Regional Record at the FNQ Long Course Championships.

AIRFIRST PTY LTD PERPETUAL TROPHY

Awarded to the fastest 13 or 14 year old Male or Female Swimmer across all 50m events.

SAVILLS - CAIRNS PERPETUAL TROPHY

Awarded to the fastest 15+ year old Male or Female Swimmer across all 50m events

CHAMPIONSHIP AWARDS

FNQ SWIMMING SHORT COURSE CHAMPION CLUB

Awarded to the FNQ Swimming Club that accrues the most points.

*See points matrix.

FNQ SWIMMING SHORT COURSE CHAMPION RELAY CLUB

Awarded to the FNQ Swimming Club that accrues the most points in the Championships' relay events in the Championships' relay events.



TEAM LIST

2022 FNQ Short Course Championships - 30/07/2022 to 31/07/2022

Team List

	Team	Female	Male	Total Athletes	Entries	Relay	Total	
1	ATHER	Atherton SC Inc	3	5	8	43	0	43
2	SRAYS	Cairns Stingrays SC Inc	34	16	50	288	22	310
3	CENCA	Central Cairns Swimming Inc	23	15	38	166	12	178
4	COOK	Cooktown Asc Inc	7	8	15	144	8	152
5	MALAN	Malanda Aquatic Dragons	4	1	5	30	0	30
6	MAREE	Mareeba SC Inc	4	1	5	28	0	28
7	MARLI	Marlin Coast SC Inc	19	25	44	314	24	338
8	SAINT	Saints SC Inc	16	14	30	163	14	177
9	TASSC	Tas Swimming Incorporated	13	7	20	130	14	144
10	TOBSC	Tobruk Swim Club Inc	13	2	15	57	4	61
11	TULLY	Tully SC Inc	1	2	3	28	0	28
12	UNAT	Unattached	0	0	0	0	0	0
		137	96	233	1391	98	1489	

WARM UP PROCEDURE

Thank you to all clubs in helping to make this championship event a success. Good Luck to all of our competitors and have FUN!

Warm up will commence at 8:00am each day. The competition pool may be used for warm up, until 15 minutes prior to racing commencing. Lanes 1 to 8 will be available for the entire warm up period as circle swimming lanes. Lanes 0 and 9 are reserved throughout the whole of the warm up period for dive sprints and walk backs. Swimmers must clear the lane immediately, and must use caution when doing a Backstroke start. The non-competition end of the pool will be in use for the duration of the meet for warm up and warm down. Competitors must comply with signage on pool deck regarding the use of the warm up and warm down lanes. Diving will not be permitted unless the signage indicates otherwise. Paddles are not permitted during warm up or warm down.

JOBS LIST



SHORT COURSE CHAMPIONSHIPS 2022-23 Tobruk Memorial Pool 30 – 31 July 2022

TECHNICAL OFFICIALS – to be confirmed		
<i>FRIDAY</i>	<i>SATURDAY</i>	<i>SUNDAY</i>
not required	<u>Meet Director</u> - Kathy Hare (TAS) <u>Chief Referee</u> - Louise Nicholson (Centrals) Matt Bromley (Centrals) Jason Salecich (Stingrays) Peter Clark (Stingrays) Keith Layton (Marlin Coast)	<u>Meet Director</u> - Kathy Hare (TAS) <u>Chief Referee</u> - Louise Nicholson (Centrals) Matt Bromley (Centrals) Jason Salecich (Stingrays) Peter Clark (Stingrays) Keith Layton (Marlin Coast)

CONTROL ROOM - Omega Timing system		
<i>FRIDAY</i>	<i>SATURDAY</i>	<i>SUNDAY</i>
	Supervisor - Deb Telford (TAS) Results - Alice Foote (Stingrays) Marianne Hanson (TAS) Kathy Hare (TAS)	Supervisor - Deb Telford (TAS) Results - Alice Foote (Stingrays) Marianne Hanson (TAS) Kathy Hare (TAS)

MEDALS / AWARDS / RIBBONS		
<i>FRIDAY</i>	<i>SATURDAY</i>	<i>SUNDAY</i>
	Saints x 2	Saints x 2

COVID SAFE ENTRY / EXIT PROCEDURES INCLUDING TRY BOOKING TICKET SCANNING		
<i>FRIDAY</i>	<i>SATURDAY</i>	<i>SUNDAY</i>
	Centrals x 2 @ 7.00 - 9.00am Centrals x 1 @ 9.00am - 12.00noon	Marlin Coast x 2 @ 7.00 - 9.00am Marlin Coast x 1 @ 9.00am - 12noon

JOB LIST



TIME KEEPING ROSTER		FRIDAY	SATURDAY	SUNDAY
1 x timekeeper per lane Clubs to allow for minimum of three (3) timekeepers on rotation each day with exception of Dimbulah, Edge Hill, Atherton, Mareeba, Mossman and Malanda where one each in the rotation will be sufficient. Please see the Cairns based club to organise your roster. Cooktown not required to provide timekeeper for this meet.	Lane 0		Stingrays	Stingrays
	Lane 1		Centrals	Centrals
	Lane 2		Marlin Coast	Marlin Coast
	Lane 3		Saints	Saints
	Lane 4		Stingrays	Stingrays
	Lane 5		Centrals	Centrals
	Lane 6		TAS / Tully / Atherton	TAS / Tully / Atherton
	Lane 7		Marlin Coast	Marlin Coast
	Lane 8		Saints	Saints
	Lane 9		Mareeba / Malanda / Tobruk	Tobruk / Mareeba / Tobruk

CHIEF TIMEKEEPER and CHECK STARTERS x 2		
FRIDAY	SATURDAY	SUNDAY
	Chief TK – Marlin Coast Check Start - Central x 1, Tobruk x 1	Chief TK – Stingrays Check Start – Marlin Cst x1, Saints x1

FOOD / WATER / COFFEE TAB FOR OFFICIALS	
Jim Greatorex	To be arranged through Tobruk catering – specifically lunch numbers each day – say enough for 10 officials.

ANNOUNCER / MUSIC		
FRIDAY	SATURDAY	SUNDAY
	Stingrays x 2	TAS x 2

MEET DIRECTOR
Kathy Hare (TAS)

SET UP AND PACK UP <i>Each club to provide at least two parents to assist</i>	
Touchpads and Pool Tech Setup	Belgravia / TAS / Stingrays
Marquees for protection of timekeepers and swimmers at Start/Finish end of pool	Saints to supply <u>4no. 6m x 3m</u> marquees All Clubs to assist with setup at 7.15am Sat and pickup Sun afternoon
Dais for presentation of medals	Marlin Coast
Roving COVID Monitors	Jim Greatorex, Todd Olds, Jason Salecich

SESSION REPORT DAY 1

FNQ Swimming

HY-TEK's MEET MANAGER 7.0 - 27/07/2022 Page 1

2022 FNQ Short Course Championships - 30/07/2022 to 31/07/2022

Session Report

Session: 1 Session 1 Saturday

Day of Meet: 1 Starts at 09:00 AM Heat Interval: 45 Seconds / Back +15 Seconds

Round	Event	Entries	Heats	Starts at	
Finals	1 Boys 10 & Over 200 IM	42	5	09:00 AM	_____
Finals	2 Girls 10 & Over 200 IM	57	6	09:22 AM	_____
Finals	3 Boys 12 & Over 800 Freestyle	4	1	09:46 AM	_____
Finals	4 Girls 12 & Over 800 Freestyle	2	1	09:59 AM	_____
Finals	5 Boys 11 & Over 50 Freestyle	49	5	10:11 AM	_____
Finals	6 Girls 11 & Over 50 Freestyle	69	7	10:17 AM	_____
Finals	7 Boys 10 & Over 200 Breaststroke	9	1	10:27 AM	_____
Finals	8 Girls 10 & Over 200 Breaststroke	10	1	10:31 AM	_____
Finals	9 Boys 10 & Over 100 Butterfly	45	5	10:36 AM	_____
Finals	10 Girls 10 & Over 100 Butterfly	53	6	10:48 AM	_____
	Swimmers Counts for Warm-ups: 163	=====	=====		
	Entry / Heat Totals:	340	38		
	Finish Time			11:03 AM	_____

Session: 2 Session 2 Saturday

Day of Meet: 1 Starts at 11:30 AM Heat Interval: 45 Seconds / Back +15 Seconds

Round	Event	Entries	Heats	Starts at	
Finals	11 Boys 10 & Over 100 Backstroke	47	6	11:30 AM	_____
Finals	12 Girls 10 & Over 100 Backstroke	71	9	11:46 AM	_____
Finals	13 Boys 8-10 50 Freestyle	17	2	12:09 PM	_____
Finals	14 Girls 8-10 50 Freestyle	38	4	12:12 PM	_____
Finals	15 Boys 12 & Over 400 Freestyle	10	1	12:18 PM	_____
Finals	16 Girls 12 & Over 400 Freestyle	9	1	12:25 PM	_____
Finals	17 Boys 8-10 50 Breaststroke	17	2	12:33 PM	_____
Finals	18 Girls 8-10 50 Breaststroke	37	4	12:37 PM	_____
Finals	19 Boys 11 & Over 50 Breaststroke	40	4	12:44 PM	_____
Finals	20 Girls 11 & Over 50 Breaststroke	47	5	12:50 PM	_____
Finals	21 Mixed 10 & Under 100 Freestyle Relay	8	1	12:59 PM	_____
Finals	22 Boys 13 & Under 200 Freestyle Relay	8	1	01:01 PM	_____
Finals	23 Girls 13 & Under 200 Freestyle Relay	10	1	01:05 PM	_____
Finals	24 Boys 200 Freestyle Relay	7	1	01:08 PM	_____
Finals	25 Girls 200 Freestyle Relay	7	1	01:11 PM	_____
Finals	26 Mixed 200 Freestyle Relay	9	1	01:14 PM	_____
	Swimmers Counts for Warm-ups: 219	=====	=====		
	Entry / Heat Totals:	382	44		
	Finish Time			01:17 PM	_____

SESSION REPORT DAY 2

FNQ Swimming

HY-TEK's MEET MANAGER 7.0 - 27/07/2022 Page 2

2022 FNQ Short Course Championships - 30/07/2022 to 31/07/2022

Session Report

Session: 3 Session 3 Sunday

Day of Meet: 2 Starts at 09:00 AM Heat Interval: 45 Seconds / Back +15 Seconds

Round	Event	Entries	Heats	Starts at	
Finals	27 Boys 10 & Over 200 Freestyle	27	3	09:00 AM	_____
Finals	28 Girls 10 & Over 200 Freestyle	22	3	09:12 AM	_____
Finals	29 Boys 12 & Over 400 IM	4	1	09:23 AM	_____
Finals	30 Girls 12 & Over 400 IM	3	1	09:31 AM	_____
Finals	31 Boys 11 & Over 50 Backstroke	34	5	09:39 AM	_____
Finals	32 Girls 11 & Over 50 Backstroke	53	7	09:48 AM	_____
Finals	33 Boys 10 & Over 200 Butterfly	6	1	10:00 AM	_____
Finals	34 Girls 10 & Over 200 Butterfly	3	1	10:04 AM	_____
Finals	35 Boys 10 & Over 100 Breaststroke	54	6	10:08 AM	_____
Finals	36 Girls 10 & Over 100 Breaststroke	67	7	10:23 AM	_____
	Swimmers Counts for Warm-ups: 162	=====	=====		
	Entry / Heat Totals:	273	35		
	Finish Time			10:41 AM	_____

Session: 4 Session 4 Sunday

Day of Meet: 2 Starts at 11:00 AM Heat Interval: 45 Seconds / Back +15 Seconds

Round	Event	Entries	Heats	Starts at	
Finals	37 Boys 10 & Over 100 Freestyle	62	7	11:00 AM	_____
Finals	38 Girls 10 & Over 100 Freestyle	86	9	11:16 AM	_____
Finals	39 Boys 8-10 50 Butterfly	13	2	11:36 AM	_____
Finals	40 Girls 8-10 50 Butterfly	25	3	11:40 AM	_____
Finals	41 Boys 10 & Over 200 Backstroke	8	1	11:46 AM	_____
Finals	42 Girls 10 & Over 200 Backstroke	16	2	11:50 AM	_____
Finals	43 Boys 11 & Over 50 Butterfly	30	3	11:58 AM	_____
Finals	44 Girls 11 & Over 50 Butterfly	51	6	12:03 PM	_____
Finals	45 Boys 8-10 50 Backstroke	16	2	12:12 PM	_____
Finals	46 Girls 8-10 50 Backstroke	32	4	12:16 PM	_____
Finals	47 Boys 11 & Over 100 IM	31	4	12:24 PM	_____
Finals	48 Girls 11 & Over 100 IM	33	4	12:34 PM	_____
Finals	49 Boys 8-10 100 IM	14	2	12:44 PM	_____
Finals	50 Girls 8-10 100 IM	26	3	12:49 PM	_____
Finals	51 Boys 13 & Over 1500 Freestyle	2	1	12:58 PM	_____
Finals	52 Girls 13 & Over 1500 Freestyle	2	1	01:17 PM	_____
Finals	53 Mixed 10 & Under 100 Medley Relay	8	1	01:37 PM	_____
Finals	54 Boys 13 & Under 200 Medley Relay	8	1	01:40 PM	_____
Finals	55 Girls 13 & Under 200 Medley Relay	10	1	01:44 PM	_____
Finals	56 Boys 200 Medley Relay	7	1	01:49 PM	_____
Finals	57 Girls 200 Medley Relay	7	1	01:52 PM	_____
Finals	58 Mixed 200 Medley Relay	9	1	01:55 PM	_____
	Swimmers Counts for Warm-ups: 208	=====	=====		
	Entry / Heat Totals:	496	60		
	Finish Time			01:59 PM	_____

2022 FNQ Short Course Championships - 30/07/2022 to 31/07/2022

Meet Program

Event 1 Boys 10 & Over 200 SC Meter IM

Lane	Name	Age	Team	Seed Time	
Heat 1 of 5 Finals					
0	Thouroude, Sebastien	15	Marlin Coast	2:39.31	___
1	Loveridge, Hugo	14	Marlin Coast	2:32.44	___
2	Menzies, Bryce	16	Marlin Coast	2:25.12	___
3	Williams, Lenny	17	Marlin Coast	2:21.41	___
4	Woodward, Ryan	18	Stingrays	2:07.61	___
5	An, Albert Damin	15	Tas Swimming	2:13.39	___
6	Harris, Harvey	18	Central Cairns	2:24.74	___
7	Foote, Nathan	20	Stingrays	2:30.83	___
8	Milne, Nate	15	Stingrays	2:39.01	___
9	Lockyer, Logan	12	Saints	2:44.11	___
Heat 2 of 5 Finals					
0	Harpley, James	13	Tas Swimming	2:58.53	___
1	Rowbotham, Matthew	12	Saints	2:53.40	___
2	Murray, Taj	14	Marlin Coast	2:50.58	___
3	Lowrey, Joshua	14	Stingrays	2:48.20	___
4	Mocci, Ludovico	15	Marlin Coast	2:45.87	___
5	Mcnamara, Liam	14	Central Cairns	2:47.80	___
6	Thouroude, Nicolas	13	Marlin Coast	2:50.25	___
7	Galea, Jonathan	13	Saints	2:51.28	___
8	Finlay, Fraser	13	Marlin Coast	2:54.45	___
9	Ryder, Samuel	15	Cooktown	3:02.10	___
Heat 3 of 5 Finals					
0	Bartley, Michael	14	Marlin Coast	3:32.37	___
1	Snelling, Jesse	11	Tas Swimming	3:25.14	___
2	Cerutti, Luke	12	Saints	3:20.13	___
3	Hudson, Cooper	12	Marlin Coast	3:16.04	___
4	Moolman, Mathys	14	Marlin Coast	3:04.12	___
5	Genge, Jackson	14	Atherton	3:13.95	___
6	De Carlo, Raiden	11	Marlin Coast	3:17.85	___
7	Cheng (V), Joshua	11	CitySydney	3:20.38	___
8	Ganzevles, Biem	12	Stingrays	3:25.21	___
9	Ryder, Jett	13	Cooktown	3:34.30	___
Heat 4 of 5 Finals					
0	Robertson, Dylan	11	Saints	4:03.12	___
1	Hunt, Chase	10	Cooktown	3:54.87	___
2	Pensio, Maia	10	Cooktown	3:41.21	___
3	Southern, Bill	11	Central Cairns	3:39.61	___
4	Andronicus, Nathan SM14	15	Marlin Coast	3:34.41	___
5	Habermann, Rudi	11	Cooktown	3:36.30	___
6	Eade, David SM9	22	Atherton	3:40.27	___
7	Whittaker, Slayde	14	Cooktown	3:42.22	___
8	Ryder, Cruze	11	Cooktown	3:59.65	___
Heat 5 of 5 Finals					
3	Hensen, Yannick	12	Atherton	4:31.27	___
4	Turnbull, Noah	11	Tas Swimming	4:06.88	___
5	Macmillan, Carrick	11	Cooktown	4:15.24	___

Event 2 Girls 10 & Over 200 SC Meter IM

Lane	Name	Age	Team	Seed Time	
Heat 1 of 6 Finals					
0	Kuwabara, Ema	17	Tas Swimming	2:36.59	___
1	Tottman, Summer	14	Marlin Coast	2:36.14	___
2	Galea, Annabel	15	Saints	2:29.50	___
3	Robinson, Amber	16	Tas Swimming	2:25.88	___
4	Salecich, Emilee	17	Stingrays	2:24.19	___
5	Snelling, Leah	15	Tas Swimming	2:24.76	___
6	Morris, Lauren	16	Stingrays	2:28.94	___
7	Ganfield, Rayner	15	Stingrays	2:32.11	___
8	McCallum, Sophie	14	Tully	2:36.58	___
9	Rothwell, Aisling	16	Stingrays	2:39.01	___
Heat 2 of 6 Finals					
0	Simmonds, Hannah-Rose	16	Central Cairns	2:52.04	___
1	Greatorex, Sophie	12	Saints	2:49.90	___
2	Deane, Jessica	15	Stingrays	2:48.52	___
3	Brown, Emily	14	Stingrays	2:45.66	___
4	Lockyer, Summer	14	Saints	2:41.86	___
5	Millar, Kelsie	15	Malanda	2:42.52	___
6	Chen, Joanna	14	Tas Swimming	2:46.33	___
7	Graham, Lexi	14	Marlin Coast	2:49.70	___
8	Harris, Mia	17	Marlin Coast	2:50.92	___
9	Higginson, Isabella	14	Stingrays	2:52.29	___
Heat 3 of 6 Finals					
0	Young, Lily	12	Marlin Coast	3:02.28	___
1	Walkear, Ruby	13	Stingrays	3:01.24	___
2	Percy, Jamie	12	Stingrays	3:00.97	___
3	Beck, Natalie	14	Stingrays	2:59.45	___
4	Lulham, Arabella	12	Marlin Coast	2:54.10	___
5	Harris, Riley	15	Central Cairns	2:54.56	___
6	Sullivan, Claudia	13	Saints	2:59.87	___
7	Camarlinghi, Siahn	14	Saints	3:00.98	___
8	Graham, Hayley	16	Marlin Coast	3:01.76	___
9	Millar, Abbie	11	Malanda	3:02.45	___
Heat 4 of 6 Finals					
0	Stewart, Madeline	12	Stingrays	3:14.84	___
1	Molina, Jay	14	Marlin Coast	3:11.86	___
2	Vickers, Emily	13	Marlin Coast	3:07.44	___
3	Suntsova, Elizabeth	13	Saints	3:06.23	___
4	Warnest, Lara	14	Central Cairns	3:02.50	___
5	Nock, Miya	14	Marlin Coast	3:05.30	___
6	Thouroude, Chantal	11	Marlin Coast	3:06.96	___
7	Scholes, Amelie	12	Stingrays	3:08.20	___
8	Pedler, Naomi	13	Stingrays	3:14.25	___
9	Hegamaea, Lakea	13	Cooktown	3:15.35	___
Heat 5 of 6 Finals					
0	Lenton-Cater, Ivy	11	Stingrays	3:34.87	___
1	Hewitt, Brooklyn	11	Marlin Coast	3:33.12	___
2	Hunter, Tanasyn	13	Mareeba	3:28.73	___
3	Hogan, Casey	11	Central Cairns	3:27.20	___
4	O'Neile, Chloe	11	Marlin Coast	3:19.69	___
5	Balderson, Mila	11	Central Cairns	3:19.89	___
6	Hegamaea, Haila	10	Cooktown	3:28.46	___
7	Field, Sienna	11	Central Cairns	3:31.99	___
8	Njaramba, Lisa	11	Tas Swimming	3:34.02	___
9	Macmillan, Georgia	13	Cooktown	3:37.42	___

2022 FNQ Short Course Championships - 30/07/2022 to 31/07/2022

Meet Program

Heat 6 Finals (#2 Girls 10 & Over 200 SC Meter IM)

1	De la Fonteyne, Zara	11	Stingrays	4:10.37	___
2	Pedler, Lauren	11	Stingrays	3:49.85	___
3	Dalmeyer, Eloise	11	Stingrays	3:44.71	___
4	McMinimee, Cathie	12	Central Cairns	3:38.72	___
5	Allcorn, Piper	10	Central Cairns	3:43.70	___
6	Ah Loy-Coutts, Mikayla	11	Mareeba	3:48.59	___
7	Treloar, Natalie	10	Cooktown	4:01.06	___

Event 3 Boys 12 & Over 800 SC Meter Freestyle

Lane	Name	Age	Team	Seed Time
------	------	-----	------	-----------

Heat 1 of 1 Finals

5	Robertson, Callum	14	Saints	9:43.87	___
6	West, Marcus	19	Stingrays	8:02.64	___
7	Dutton, Austin	13	Marlin Coast	9:32.75	___
8	Hudson, Cooper	12	Marlin Coast	11:30.00	___

Event 4 Girls 12 & Over 800 SC Meter Freestyle

Lane	Name	Age	Team	Seed Time
------	------	-----	------	-----------

Heat 1 of 1 Finals

1	Salecich, Emilee	17	Stingrays	9:07.90	___
2	Travers-Mason, Kai	14	Stingrays	11:16.85	___

Event 5 Boys 11 & Over 50 SC Meter Freestyle

Lane	Name	Age	Team	Seed Time
------	------	-----	------	-----------

Heat 1 of 5 Finals

0	Tutu, Tyrene	16	Central Cairns	27.15	___
1	Menzies, Bryce	16	Marlin Coast	26.41	___
2	Hughes, Brady	17	Atherton	25.42	___
3	Lloyd, Connor	19	Stingrays	25.09	___
4	Layton, William	19	Marlin Coast	24.41	___
5	Tutu, Daejahn	18	Central Cairns	24.87	___
6	Foote, Nathan	20	Stingrays	25.29	___
7	Williams, Lenny	17	Marlin Coast	26.31	___
8	Clark, Mark	17	Stingrays	27.05	___
9	Thouroude, Sebastien	15	Marlin Coast	27.18	___

Heat 2 of 5 Finals

0	Galea, Jonathan	13	Saints	29.31	___
1	Lowrey, Joshua	14	Stingrays	28.81	___
2	Stemp, Aidan	14	Saints	28.11	___
3	Mocci, Ludovico	15	Marlin Coast	27.65	___
4	Harris, Harvey	18	Central Cairns	27.51	___
5	Sorensen, Henrik	15	Tas Swimming	27.53	___
6	Milne, Nate	15	Stingrays	28.04	___
7	Field, Robert	17	Stingrays	28.62	___
8	Turnbull, Joel	17	Stingrays	29.12	___
9	Mcnamara, Liam	14	Central Cairns	29.37	___

Heat 3 of 5 Finals

0	Moolman, Mathys	14	Marlin Coast	33.78	___
1	Finlay, Fraser	13	Marlin Coast	32.95	___
2	Andronicus, Nathan S14	15	Marlin Coast	31.45	___
3	Genge, Jackson	14	Atherton	31.16	___
4	Chohan, Shaan	15	Atherton	29.93	___
5	Turnbull, Nathan	14	Tas Swimming	31.02	___
6	Foley, Patrick	14	Central Cairns	31.16	___
7	Ryder, Samuel	15	Cooktown	32.81	___
8	Cheng (V), Joshua	11	CitySydney	33.30	___
9	Whittaker, Slayde	14	Cooktown	33.92	___

Heat 4 of 5 Finals

0	Macmillan, Carrick	11	Cooktown	37.52	___
1	Howe, James	12	Tobruk	37.15	___
2	Bartley, Michael	14	Marlin Coast	36.65	___
3	Eade, David S9	22	Atherton	35.71	___
4	Pearce, Flynn	12	Saints	35.47	___
5	Cerutti, Luke	12	Saints	35.66	___
6	De Carlo, Raiden	11	Marlin Coast	35.74	___
7	Marek, Cooper	13	Central Cairns	36.80	___
8	Turnbull, Noah	11	Tas Swimming	37.21	___
9	Mittempergher, Noah	12	Marlin Coast	37.56	___

Heat 5 of 5 Finals

0	Milne, Luis	11	Stingrays	42.86	___
1	Ryder, Cruze	11	Cooktown	41.10	___
2	Mocci, Sebastiano	12	Marlin Coast	39.80	___
3	Southern, Bill	11	Central Cairns	38.96	___
4	Ryder, Jett	13	Cooktown	37.86	___
5	Habermann, Rudi	11	Cooktown	38.04	___
6	Sneddon, Peter	13	Tas Swimming	39.36	___
7	Alden, Oliver	13	Saints	40.51	___
8	Dutton, Rameses	11	Marlin Coast	41.96	___

Event 6 Girls 11 & Over 50 SC Meter Freestyle

Lane	Name	Age	Team	Seed Time
------	------	-----	------	-----------

Heat 1 of 7 Finals

0	Tottman, Summer	14	Marlin Coast	28.93	___
1	Taylor, Emily	16	Stingrays	28.69	___
2	Rothwell, Aisling	16	Stingrays	28.24	___
3	Snelling, Leah	15	Tas Swimming	27.36	___
4	Deane, Jessica	15	Stingrays	26.77	___
5	Ganfield, Rayner	15	Stingrays	26.88	___
6	McCallum, Sophie	14	Tully	28.15	___
7	Millar, Kelsie	15	Malanda	28.60	___
8	Olds, Tara	15	Tas Swimming	28.74	___
9	Brown, Emily	14	Stingrays	29.08	___

Heat 2 of 7 Finals

0	Chen, Joanna	14	Tas Swimming	30.41	___
1	Walkear, Ruby	13	Stingrays	30.19	___
2	Craig, Kyah	14	Central Cairns	30.16	___
3	Harpley, Jasmine	16	Tas Swimming	29.97	___
4	Waters, Amber	22	Stingrays	29.13	___
5	Pullar, Emma	15	Stingrays	29.35	___
6	Higginson, Isabella	14	Stingrays	30.04	___
7	Hanson, Jorjaan	16	Stingrays	30.17	___
8	Leighton, Talisha	16	Central Cairns	30.31	___
9	Harris, Riley	15	Central Cairns	30.73	___

Heat 3 of 7 Finals

0	Hegamaea, Lakea	13	Cooktown	31.71	___
1	Robinson, Rebecca	16	Tas Swimming	31.41	___
2	Beck, Natalie	14	Stingrays	31.37	___
3	Simmonds, Hannah-Rose	16	Central Cairns	31.03	___
4	Smith, Shelby	14	Saints	30.87	___
5	Kuwabara, Ema	17	Tas Swimming	30.92	___
6	Whitby, Rylee	14	Stingrays	31.11	___
7	Harris, Mia	17	Marlin Coast	31.40	___
8	Lulham, Arabella	12	Marlin Coast	31.66	___
9	Travers-Mason, Kai	14	Stingrays	31.88	___

2022 FNQ Short Course Championships - 30/07/2022 to 31/07/2022

Meet Program

Heat 4 Finals (#6 Girls 11 & Over 50 SC Meter Freestyle)

0	Young, Lily	12	Marlin Coast	32.90	___
1	Nona Renshaw, Ellie	13	Marlin Coast	32.72	___
2	Howe, Natalia	14	Tobruk	32.50	___
3	Graham, Hayley	16	Marlin Coast	32.47	___
4	Leary, Claire	15	Marlin Coast	32.02	___
5	Pearson, Bailey	13	Tobruk	32.21	___
6	Millar, Abbie	11	Malanda	32.49	___
7	Sullivan, Claudia	13	Saints	32.60	___
8	Pedler, Naomi	13	Stingrays	32.73	___
9	Molina, Jay	14	Marlin Coast	32.96	___

Heat 5 of 7 Finals

0	Hunter, Tanasyn	13	Mareeba	37.06	___
1	Simms, Isabelle	13	Mareeba	36.67	___
2	Stewart, Madeline	12	Stingrays	34.26	___
3	Suntsova, Elizabeth	13	Saints	33.46	___
4	Thouroude, Chantal	11	Marlin Coast	32.98	___
5	Ganzevles, Jitte	14	Stingrays	33.40	___
6	Cowley, Lilly	13	Saints	33.61	___
7	Njaramba, Lisa	11	Tas Swimming	36.15	___
8	Bennett, Zahra	11	Tobruk	36.98	___
9	Emmitt, Mali	12	Tobruk	37.30	___

Heat 6 of 7 Finals

0	Ah Loy-Coutts, Mikayla	11	Mareeba	41.82	___
1	Crumpton, Millie	11	Central Cairns	40.61	___
2	Whittaker, Sapphire	13	Cooktown	39.03	___
3	Gaspy, Paityn	13	Malanda	37.59	___
4	Hogan, Casey	11	Central Cairns	37.30	___
5	Dalmeyer, Eloise	11	Stingrays	37.44	___
6	Macmillan, Georgia	13	Cooktown	37.95	___
7	Grazebrooke, Jemima	16	Tobruk	39.14	___
8	Marek, Abbey	11	Central Cairns	41.18	___
9	Field, Sienna	11	Central Cairns	41.83	___

Heat 7 of 7 Finals

0	Crumpton, Sophie S6	12	Central Cairns	1:11.53	___
1	Pensio, Ava	11	Cooktown	45.85	___
2	Solomonides, Alice	11	Marlin Coast	44.73	___
3	Dunn, Camryn	11	Tas Swimming	43.70	___
4	Krause, Layla	12	Stingrays	42.77	___
5	Stockman, Ella	11	Atherton	43.04	___
6	Sokolowski, Lylla	12	Tobruk	43.80	___
7	Daley, Mikayla	11	Tobruk	45.45	___
8	Montgomery, Matilda	11	Cooktown	45.98	___

Event 7 Boys 10 & Over 200 SC Meter Breaststroke

Lane	Name	Age	Team	Seed Time	
------	------	-----	------	-----------	--

Heat 1 of 1 Finals

0	Andronicus, Nathan SB14	15	Marlin Coast	3:30.05	___
1	Marek, Cooper	13	Central Cairns	3:27.43	___
2	De Carlo, Raiden	11	Marlin Coast	3:16.39	___
3	Woodward, Ryan	18	Stingrays	2:47.97	___
4	An, Albert Damin	15	Tas Swimming	2:24.48	___
5	Milne, Nate	15	Stingrays	2:44.87	___
6	Thouroude, Nicolas	13	Marlin Coast	2:54.00	___
7	Finlay, Fraser	13	Marlin Coast	3:19.51	___
8	Murray, Taj	14	Marlin Coast	3:28.79	___

Event 8 Girls 10 & Over 200 SC Meter Breaststroke

Lane	Name	Age	Team	Seed Time	
------	------	-----	------	-----------	--

Heat 1 of 1 Finals

0	Nock, Miya	14	Marlin Coast	3:32.38	___
1	Molina, Jay	14	Marlin Coast	3:27.70	___
2	Percy, Jamie	12	Stingrays	3:26.27	___
3	Graham, Lexi	14	Marlin Coast	3:01.41	___
4	Taylor, Emily	16	Stingrays	2:49.03	___
5	Rothwell, Aisling	16	Stingrays	2:50.00	___
6	Ganzevles, Jitte	14	Stingrays	3:26.12	___
7	Difrancesco, Tamarin	14	Saints	3:27.07	___
8	Luxford, Emelia	15	Saints	3:29.83	___
9	Beck, Natalie	14	Stingrays	3:34.93	___

Event 9 Boys 10 & Over 100 SC Meter Butterfly

Lane	Name	Age	Team	Seed Time	
------	------	-----	------	-----------	--

Heat 1 of 5 Finals

0	Clark, Mark	17	Stingrays	1:04.78	___
1	Loveridge, Hugo	14	Marlin Coast	1:03.51	___
2	Menzies, Bryce	16	Marlin Coast	1:02.00	___
3	An, Albert Damin	15	Tas Swimming	1:00.60	___
4	Woodward, Ryan	18	Stingrays	57.26	___
5	Layton, William	19	Marlin Coast	58.40	___
6	Lloyd, Connor	19	Stingrays	1:01.91	___
7	Williams, Lenny	17	Marlin Coast	1:02.87	___
8	Tutu, Daejahn	18	Central Cairns	1:04.26	___
9	Thouroude, Sebastien	15	Marlin Coast	1:11.98	___

Heat 2 of 5 Finals

0	Robertson, Callum	14	Saints	1:19.15	___
1	Mcnamara, Liam	14	Central Cairns	1:16.52	___
2	Lowrey, Joshua	14	Stingrays	1:14.98	___
3	Stemp, Aidan	14	Saints	1:13.78	___
4	Mocci, Ludovico	15	Marlin Coast	1:12.06	___
5	Murray, Taj	14	Marlin Coast	1:13.30	___
6	Lockyer, Logan	12	Saints	1:14.88	___
7	Rowbotham, Matthew	12	Saints	1:16.13	___
8	Dutton, Austin	13	Marlin Coast	1:16.60	___
9	Galea, Jonathan	13	Saints	1:20.48	___

Heat 3 of 5 Finals

0	Bartley, Michael	14	Marlin Coast	1:41.60	___
1	De Carlo, Raiden	11	Marlin Coast	1:37.25	___
2	Loveridge, Oscar	10	Marlin Coast	1:25.64	___
3	Genge, Jackson	14	Atherton	1:25.13	___
4	Chohan, Shaan	15	Atherton	1:23.90	___
5	Ryder, Samuel	15	Cooktown	1:24.10	___
6	Thouroude, Nicolas	13	Marlin Coast	1:25.41	___
7	Harpley, James	13	Tas Swimming	1:26.10	___
8	Cheng (V), Joshua	11	CitySydney	1:38.50	___
9	Ryder, Jett	13	Cooktown	1:42.24	___

Heat 4 of 5 Finals

0	Pensio, Maia	10	Cooktown	1:58.98	___
1	Ganzevles, Biem	12	Stingrays	1:50.66	___
2	Whittaker, Slayde	14	Cooktown	1:49.90	___
3	Ryder, Cruze	11	Cooktown	1:47.63	___
4	Hudson, Cooper	12	Marlin Coast	1:46.52	___
5	Cerutti, Luke	12	Saints	1:46.85	___
6	Eade, David S9	22	Atherton	1:48.10	___
7	Riley, Shaun	10	Tully	1:50.46	___
8	Habermann, Rudi	11	Cooktown	1:52.15	___
9	Robertson, Dylan	11	Saints	2:02.77	___

2022 FNQ Short Course Championships - 30/07/2022 to 31/07/2022

Meet Program

Heat 5 Finals (#9 Boys 10 & Over 100 SC Meter Butterfly)

2	Macmillan, Carrick	11	Cooktown	2:36.86	___
3	Turnbull, Noah	11	Tas Swimming	2:19.05	___
4	Snelling, Jesse	11	Tas Swimming	2:03.07	___
5	Hunt, Chase	10	Cooktown	2:16.87	___
6	Hensen, Yannick	12	Atherton	2:25.15	___

Event 10 Girls 10 & Over 100 SC Meter Butterfly

Lane	Name	Age	Team	Seed Time	
------	------	-----	------	-----------	--

Heat 1 of 6 Finals

0	McCallum, Sophie	14	Tully	1:11.28	___
1	Millar, Kelsie	15	Malanda	1:11.09	___
2	Robinson, Amber	16	Tas Swimming	1:07.80	___
3	Snelling, Leah	15	Tas Swimming	1:05.30	___
4	Morris, Lauren	16	Stingrays	1:04.09	___
5	Deane, Jessica	15	Stingrays	1:04.89	___
6	Tottman, Summer	14	Marlin Coast	1:07.32	___
7	Salecich, Emilee	17	Stingrays	1:08.07	___
8	Galea, Annabel	15	Saints	1:11.23	___
9	Kuwabara, Ema	17	Tas Swimming	1:11.62	___

Heat 2 of 6 Finals

0	Greatorex, Sophie	12	Saints	1:17.44	___
1	Brown, Emily	14	Stingrays	1:16.46	___
2	Waters, Amber	22	Stingrays	1:14.52	___
3	Lockyer, Summer	14	Saints	1:12.83	___
4	Olds, Tara	15	Tas Swimming	1:12.11	___
5	Leighton, Talisha	16	Central Cairns	1:12.65	___
6	Ganfield, Rayner	15	Stingrays	1:13.00	___
7	Vickers, Emily	13	Marlin Coast	1:15.72	___
8	Lulham, Arabella	12	Marlin Coast	1:17.21	___
9	Craig, Kyah	14	Central Cairns	1:18.28	___

Heat 3 of 6 Finals

0	Graham, Lexi	14	Marlin Coast	1:25.44	___
1	Millar, Abbie	11	Malanda	1:24.85	___
2	Sullivan, Claudia	13	Saints	1:22.93	___
3	Higginson, Isabella	14	Stingrays	1:19.85	___
4	Walkear, Ruby	13	Stingrays	1:18.29	___
5	Chen, Joanna	14	Tas Swimming	1:19.33	___
6	Molina, Jay	14	Marlin Coast	1:22.78	___
7	Thouroude, Chantal	11	Marlin Coast	1:24.73	___
8	Whitby, Rylee	14	Stingrays	1:25.20	___
9	Young, Lily	12	Marlin Coast	1:26.05	___

Heat 4 of 6 Finals

0	Scholes, Amelie	12	Stingrays	1:41.52	___
1	Hegamaea, Lakea	13	Cooktown	1:35.06	___
2	Graham, Hayley	16	Marlin Coast	1:32.86	___
3	Nock, Miya	14	Marlin Coast	1:29.72	___
4	Camarlinghi, Siahn	14	Saints	1:27.86	___
5	Harris, Mia	17	Marlin Coast	1:28.38	___
6	Stewart, Madeline	12	Stingrays	1:31.35	___
7	Pedler, Naomi	13	Stingrays	1:34.87	___
8	Percy, Jamie	12	Stingrays	1:35.58	___
9	McMinimee, Cathie	12	Central Cairns	1:41.98	___

Heat 5 of 6 Finals

0	De la Fonteyne, Zara	11	Stingrays	2:05.16	___
1	Ah Loy-Coutts, Mikayla	11	Mareeba	1:55.25	___
2	O'Neile, Chloe	11	Marlin Coast	1:47.85	___
3	Hewitt, Brooklyn	11	Marlin Coast	1:46.77	___
4	Balderson, Mila	11	Central Cairns	1:43.13	___
5	Dalmeyer, Eloise	11	Stingrays	1:46.04	___
6	Hunter, Tanasyn	13	Mareeba	1:47.13	___
7	Njaramba, Lisa	11	Tas Swimming	1:50.16	___
8	Montgomery, Matilda	11	Cooktown	1:59.63	___
9	Whittaker, Sapphire	13	Cooktown	2:05.32	___

Heat 6 of 6 Finals

3	Pensio, Ava	11	Cooktown	2:43.59	___
4	Macmillan, Georgia	13	Cooktown	2:08.60	___
5	Treloar, Natalie	10	Cooktown	2:17.69	___

Event 11 Boys 10 & Over 100 SC Meter Backstroke

Lane	Name	Age	Team	Seed Time	
------	------	-----	------	-----------	--

Heat 1 of 6 Finals

1	Stemp, Aidan	14	Saints	1:08.61	___
2	Clark, Mark	17	Stingrays	1:06.48	___
3	Tutu, Daejahn	18	Central Cairns	1:06.03	___
4	Woodward, Ryan	18	Stingrays	58.72	___
5	Layton, William	19	Marlin Coast	1:03.51	___
6	An, Albert Damin	15	Tas Swimming	1:06.23	___
7	Menzies, Bryce	16	Marlin Coast	1:07.95	___
8	Tutu, Tyrene	16	Central Cairns	1:10.92	___

Heat 2 of 6 Finals

1	Mcnamara, Liam	14	Central Cairns	1:17.73	___
2	Dutton, Austin	13	Marlin Coast	1:17.21	___
3	Loveridge, Hugo	14	Marlin Coast	1:16.23	___
4	Lockyer, Logan	12	Saints	1:13.92	___
5	Williams, Lenny	17	Marlin Coast	1:14.37	___
6	Milne, Nate	15	Stingrays	1:16.64	___
7	Field, Robert	17	Stingrays	1:17.47	___
8	Murray, Taj	14	Marlin Coast	1:17.95	___

Heat 3 of 6 Finals

1	Galea, Jonathan	13	Saints	1:24.82	___
2	Ryder, Samuel	15	Cooktown	1:23.81	___
3	Robertson, Callum	14	Saints	1:20.87	___
4	Rowbotham, Matthew	12	Saints	1:18.80	___
5	Thouroude, Sebastien	15	Marlin Coast	1:20.05	___
6	Lowrey, Joshua	14	Stingrays	1:22.10	___
7	Moolman, Mathys	14	Marlin Coast	1:24.62	___
8	Harpley, James	13	Tas Swimming	1:25.13	___

Heat 4 of 6 Finals

1	Whittaker, Slayde	14	Cooktown	1:35.56	___
2	Pearce, Flynn	12	Saints	1:33.19	___
3	Genge, Jackson	14	Atherton	1:29.58	___
4	Thouroude, Nicolas	13	Marlin Coast	1:27.58	___
5	Ganzevles, Biem	12	Stingrays	1:29.26	___
6	Cheng (V), Joshua	11	CitySydney	1:32.17	___
7	Hudson, Cooper	12	Marlin Coast	1:33.42	___
8	Macmillan, Carrick	11	Cooktown	1:37.34	___

2022 FNQ Short Course Championships - 30/07/2022 to 31/07/2022

Meet Program

Heat 5 Finals (#11 Boys 10 & Over 100 SC Meter Backstroke)

1	Hunt, Chase	10	Cooktown	1:49.58	___
2	De Carlo, Raiden	11	Marlin Coast	1:42.55	___
3	Turnbull, Noah	11	Tas Swimming	1:41.23	___
4	Cerutti, Luke	12	Saints	1:38.19	___
5	Snelling, Jesse	11	Tas Swimming	1:40.58	___
6	Ryder, Jett	13	Cooktown	1:42.31	___
7	Eade, David S9	22	Atherton	1:43.61	___
8	Southern, Bill	11	Central Cairns	1:50.27	___

Heat 6 of 6 Finals

1	Hensen, Yannick	12	Atherton	2:11.53	___
2	Suntsov, Mark	10	Saints	1:56.75	___
3	Bartley, Michael	14	Marlin Coast	1:54.27	___
4	Riley, Shaun	10	Tully	1:51.43	___
5	Robertson, Dylan	11	Saints	1:51.82	___
6	Habermann, Rudi	11	Cooktown	1:56.15	___
7	Ryder, Cruze	11	Cooktown	2:02.60	___

Event 12 Girls 10 & Over 100 SC Meter Backstroke

Lane	Name	Age	Team	Seed Time	
------	------	-----	------	-----------	--

Heat 1 of 9 Finals

1	Waters, Amber	22	Stingrays	1:10.34	___
2	Galea, Annabel	15	Saints	1:08.26	___
3	Ganfield, Rayner	15	Stingrays	1:07.65	___
4	Salecich, Emilee	17	Stingrays	1:04.94	___
5	Morris, Lauren	16	Stingrays	1:05.09	___
6	Robinson, Amber	16	Tas Swimming	1:07.85	___
7	Snelling, Leah	15	Tas Swimming	1:09.25	___
8	Olds, Tara	15	Tas Swimming	1:10.99	___

Heat 2 of 9 Finals

1	Graham, Hayley	16	Marlin Coast	1:15.50	___
2	Kuwabara, Ema	17	Tas Swimming	1:14.02	___
3	McCallum, Sophie	14	Tully	1:12.97	___
4	Deane, Jessica	15	Stingrays	1:12.38	___
5	Rothwell, Aisling	16	Stingrays	1:12.62	___
6	Chen, Joanna	14	Tas Swimming	1:13.89	___
7	Brown, Emily	14	Stingrays	1:14.64	___
8	Hanson, Jordaan	16	Stingrays	1:15.70	___

Heat 3 of 9 Finals

1	Robinson, Rebecca	16	Tas Swimming	1:17.35	___
2	Harris, Riley	15	Central Cairns	1:17.25	___
3	Pullar, Emma	15	Stingrays	1:16.63	___
4	Leighton, Talisha	16	Central Cairns	1:15.79	___
5	Harris, Mia	17	Marlin Coast	1:16.13	___
6	Lockyer, Summer	14	Saints	1:17.05	___
7	Millar, Kelsie	15	Malanda	1:17.33	___
8	Higginson, Isabella	14	Stingrays	1:17.44	___

Heat 4 of 9 Finals

1	Simmonds, Hannah-Rose	16	Central Cairns	1:21.34	___
2	Travers-Mason, Kai	14	Stingrays	1:19.80	___
3	Warnest, Lara	14	Central Cairns	1:18.37	___
4	Tottman, Summer	14	Marlin Coast	1:17.87	___
5	Greatorex, Sophie	12	Saints	1:17.96	___
6	Craig, Kyah	14	Central Cairns	1:19.01	___
7	Pedler, Naomi	13	Stingrays	1:20.34	___
8	Ganzevles, Jitte	14	Stingrays	1:21.50	___

Heat 5 of 9 Finals

1	Lulham, Arabella	12	Marlin Coast	1:25.12	___
2	Sullivan, Claudia	13	Saints	1:23.95	___
3	Graham, Lexi	14	Marlin Coast	1:23.24	___
4	Walkear, Ruby	13	Stingrays	1:22.12	___
5	Suntsova, Elizabeth	13	Saints	1:22.55	___
6	Vickers, Emily	13	Marlin Coast	1:23.80	___
7	Thouroude, Chantal	11	Marlin Coast	1:24.46	___
8	Camarlinghi, Siahn	14	Saints	1:26.89	___

Heat 6 of 9 Finals

1	Millar, Abbie	11	Malanda	1:31.58	___
2	Scholes, Amelie	12	Stingrays	1:29.77	___
3	Cowley, Lilly	13	Saints	1:28.20	___
4	Stewart, Madeline	12	Stingrays	1:26.98	___
5	Young, Lily	12	Marlin Coast	1:27.66	___
6	Balderson, Mila	11	Central Cairns	1:29.38	___
7	Luxford, Emelia	15	Saints	1:31.18	___
8	Hunter, Tanasyn	13	Mareeba	1:33.51	___

Heat 7 of 9 Finals

1	Macmillan, Georgia	13	Cooktown	1:39.71	___
2	Nock, Miya	14	Marlin Coast	1:38.87	___
3	McMinimee, Cathie	12	Central Cairns	1:37.55	___
4	Njaramba, Lisa	11	Tas Swimming	1:34.61	___
5	O'Neile, Chloe	11	Marlin Coast	1:35.49	___
6	Hegamaea, Lakea	13	Cooktown	1:37.64	___
7	Percy, Jamie	12	Stingrays	1:39.21	___
8	Marek, Abbey	11	Central Cairns	1:39.88	___

Heat 8 of 9 Finals

1	Smith, Shelby	14	Saints	1:46.01	___
2	Hogan, Casey	11	Central Cairns	1:44.67	___
3	Field, Sienna	11	Central Cairns	1:43.64	___
4	Hewitt, Brooklyn	11	Marlin Coast	1:41.34	___
5	Dalmeyer, Eloise	11	Stingrays	1:43.32	___
6	Bamford, Mia	10	Central Cairns	1:44.29	___
7	Treloar, Natalie	10	Cooktown	1:45.39	___
8	Lenton-Cater, Ivy	11	Stingrays	1:47.20	___

Heat 9 of 9 Finals

1	Pensio, Ava	11	Cooktown	2:09.05	___
2	Whittaker, Sapphire	13	Cooktown	1:57.07	___
3	Ah Loy-Coutts, Mikayla	11	Mareeba	1:56.80	___
4	Stockman, Ella	11	Atherton	1:50.06	___
5	Pedler, Lauren	11	Stingrays	1:51.62	___
6	De la Fonteyne, Zara	11	Stingrays	1:57.30	___
7	Montgomery, Matilda	11	Cooktown	2:16.42	___

Event 13 Boys 8-10 50 SC Meter Freestyle

Lane	Name	Age	Team	Seed Time	
------	------	-----	------	-----------	--

Heat 1 of 2 Finals

0	Ross, Clancy	9	Marlin Coast	42.18	___
1	Kidd, Patrick	10	Malanda	41.72	___
2	Loveridge, Archie	9	Marlin Coast	39.80	___
3	Hunt, Chase	10	Cooktown	38.74	___
4	Loveridge, Oscar	10	Marlin Coast	31.81	___
5	Riley, Shaun	10	Tully	38.29	___
6	Pensio, Maia	10	Cooktown	39.11	___
7	Dalmeyer, Fraser	9	Stingrays	39.96	___
8	Alden, Benjamin	10	Saints	42.03	___
9	Scholes, Thomas	9	Stingrays	43.63	___

2022 FNQ Short Course Championships - 30/07/2022 to 31/07/2022

Meet Program

Heat 2 Finals (#13 Boys 8-10 50 SC Meter Freestyle)

1	Murphy, Ty	9	Marlin Coast	52.50	___
2	Hudson, Taylor	10	Marlin Coast	47.52	___
3	Camarlinghi, Liam	10	Saints	45.85	___
4	Houlihan, Finn	10	Stingrays	43.85	___
5	Suntsov, Mark	10	Saints	44.53	___
6	Riley, Blake	8	Tully	46.30	___
7	Smith, Israel	9	Tobruk	49.44	___

Event 14 Girls 8-10 50 SC Meter Freestyle

Lane	Name	Age	Team	Seed Time
------	------	-----	------	-----------

Heat 1 of 4 Finals

0	Hewitt, Ashley	10	Marlin Coast	40.72	___
1	Page, Sienna	10	Stingrays	39.87	___
2	Libke, Elise	9	Tobruk	39.05	___
3	Hegamaea, Haila	10	Cooktown	37.44	___
4	Greenwood, Eva	10	Stingrays	36.18	___
5	Allcorn, Piper	10	Central Cairns	36.66	___
6	Cracknell, Lucy	10	Stingrays	37.69	___
7	Sneddon, Madeleine	9	Tas Swimming	39.84	___
8	Glaspay, Kinsley	9	Malanda	40.05	___
9	Hansor, Emily	10	Tobruk	40.92	___

Heat 2 of 4 Finals

0	Palmer, Ella	10	Saints	43.80	___
1	Palmela, Sophia	10	Tobruk	43.11	___
2	Treloar, Natalie	10	Cooktown	41.82	___
3	Drown, Piper	10	Marlin Coast	41.53	___
4	Rees, Matilda	10	Stingrays	41.11	___
5	Bamford, Mia	10	Central Cairns	41.30	___
6	Turnbull, Chelsea	10	Tas Swimming	41.67	___
7	Simms, Alice	10	Mareeba	43.01	___
8	Southern, Ruby	10	Central Cairns	43.59	___
9	Greenwood, Isabelle	9	Stingrays	45.30	___

Heat 3 of 4 Finals

0	Albrecht, Izabella	9	Tobruk	48.68	___
1	McLeod, Kensey	10	Saints	48.12	___
2	Coleman, Elizabeth	9	Tas Swimming	47.63	___
3	Musumeci, Ella	9	Stingrays	46.56	___
4	Habgood, Tully	10	Marlin Coast	45.45	___
5	Miotto, Isabel	10	Stingrays	46.26	___
6	Piccolo, Rianna	9	Stingrays	47.22	___
7	Webber, Zola	8	Central Cairns	47.93	___
8	Donovan, Maycee	10	Marlin Coast	48.36	___
9	Harper, Mia	8	Tobruk	48.84	___

Heat 4 of 4 Finals

1	Stockman, Ruby	9	Atherton	57.07	___
2	Alden, Ada	8	Saints	53.39	___
3	Allcorn, Frankie	8	Central Cairns	52.46	___
4	Webber, Mahlie	10	Central Cairns	49.99	___
5	Hensen, Zabella	10	Atherton	51.74	___
6	Cerutti, Jessica	8	Saints	53.10	___
7	De la Fonteyne, Claire	8	Stingrays	54.25	___
8	Field, Stella	9	Central Cairns	1:04.70	___

Event 15 Boys 12 & Over 400 SC Meter Freestyle

Lane	Name	Age	Team	Seed Time
------	------	-----	------	-----------

Heat 1 of 1 Finals

0	Hudson, Cooper	12	Marlin Coast	5:18.17	___
1	Thouroude, Nicolas	13	Marlin Coast	5:03.94	___
2	Robertson, Callum	14	Saints	5:00.65	___
3	Rogers, Mitchell	17	Marlin Coast	4:39.66	___
4	West, Marcus	19	Stingrays	3:52.14	___
5	Layton, William	19	Marlin Coast	4:13.33	___
6	Dutton, Austin	13	Marlin Coast	4:45.24	___
7	Clark, Mark	17	Stingrays	5:01.06	___
8	Menzies, Bryce	16	Marlin Coast	5:13.01	___
9	Murray, Taj	14	Marlin Coast	6:15.45	___

Event 16 Girls 12 & Over 400 SC Meter Freestyle

Lane	Name	Age	Team	Seed Time
------	------	-----	------	-----------

Heat 1 of 1 Finals

0	Beck, Natalie	14	Stingrays	6:41.19	___
1	Walkear, Ruby	13	Stingrays	5:27.20	___
2	McCallum, Sophie	14	Tully	5:07.58	___
3	Tottman, Summer	14	Marlin Coast	4:43.32	___
4	Salecich, Emilee	17	Stingrays	4:26.31	___
5	Snelling, Leah	15	Tas Swimming	4:31.51	___
6	Galea, Annabel	15	Saints	4:58.08	___
7	Lulham, Arabella	12	Marlin Coast	5:18.82	___
8	Travers-Mason, Kai	14	Stingrays	5:29.35	___

Event 17 Boys 8-10 50 SC Meter Breaststroke

Lane	Name	Age	Team	Seed Time
------	------	-----	------	-----------

Heat 1 of 2 Finals

0	Suntsov, Mark	10	Saints	59.00	___
1	Kidd, Patrick	10	Malanda	56.42	___
2	Riley, Shaun	10	Tully	55.72	___
3	Hunt, Chase	10	Cooktown	53.17	___
4	Loveridge, Oscar	10	Marlin Coast	46.76	___
5	Pensio, Maia	10	Cooktown	50.31	___
6	Dalmeyer, Fraser	9	Stingrays	53.83	___
7	Ross, Clancy	9	Marlin Coast	55.99	___
8	Loveridge, Archie	9	Marlin Coast	57.76	___
9	Alden, Benjamin	10	Saints	1:00.21	___

Heat 2 of 2 Finals

1	Riley, Blake	8	Tully	1:10.20	___
2	Hudson, Taylor	10	Marlin Coast	1:03.25	___
3	Houlihan, Finn	10	Stingrays	1:01.93	___
4	Scholes, Thomas	9	Stingrays	1:01.40	___
5	Camarlinghi, Liam	10	Saints	1:01.43	___
6	Murphy, Ty	9	Marlin Coast	1:02.84	___
7	Smith, Israel	9	Tobruk	1:05.79	___

2022 FNQ Short Course Championships - 30/07/2022 to 31/07/2022

Meet Program

Event 18 Girls 8-10 50 SC Meter Breaststroke

Lane	Name	Age	Team	Seed Time
------	------	-----	------	-----------

Heat 1 of 4 Finals

0	Bamford, Mia	10	Central Cairns	54.13
1	Libke, Elise	9	Tobruk	52.45
2	Greenwood, Eva	10	Stingrays	51.11
3	Hegamaea, Haila	10	Cooktown	49.99
4	Hansor, Emily	10	Tobruk	46.96
5	Cracknell, Lucy	10	Stingrays	48.85
6	Page, Sienna	10	Stingrays	50.59
7	Simms, Alice	10	Mareeba	52.23
8	Allcorn, Piper	10	Central Cairns	53.82
9	McLeod, Kensey	10	Saints	55.49

Heat 2 of 4 Finals

0	Musumeci, Ella	9	Stingrays	1:00.34
1	Donovan, Maycee	10	Marlin Coast	59.71
2	Drown, Piper	10	Marlin Coast	57.63
3	Sneddon, Madeleine	9	Tas Swimming	56.75
4	Hewitt, Ashley	10	Marlin Coast	55.93
5	Palmela, Sophia	10	Tobruk	56.43
6	Turnbull, Chelsea	10	Tas Swimming	56.78
7	Treloar, Natalie	10	Cooktown	57.81
8	Cerutti, Jessica	8	Saints	59.80
9	Webber, Mahlie	10	Central Cairns	1:00.74

Heat 3 of 4 Finals

0	Miotto, Isabel	10	Stingrays	1:05.81
1	Palmer, Ella	10	Saints	1:04.90
2	Glaspy, Kinsley	9	Malanda	1:03.41
3	Hensen, Zabella	10	Atherton	1:02.99
4	Rees, Matilda	10	Stingrays	1:01.30
5	Habgood, Tully	10	Marlin Coast	1:02.41
6	Webber, Zola	8	Central Cairns	1:03.20
7	Allcorn, Frankie	8	Central Cairns	1:03.72
8	Piccolo, Rianna	9	Stingrays	1:05.47
9	Southern, Ruby	10	Central Cairns	1:06.12

Heat 4 of 4 Finals

1	Coleman, Elizabeth	9	Tas Swimming	1:19.28
2	Field, Stella	9	Central Cairns	1:17.23
3	Harper, Mia	8	Tobruk	1:09.78
4	Greenwood, Isabelle	9	Stingrays	1:06.60
5	Albrecht, Izabella	9	Tobruk	1:07.85
6	Alden, Ada	8	Saints	1:13.95
7	Stockman, Ruby	9	Atherton	1:18.13

Event 19 Boys 11 & Over 50 SC Meter Breaststroke

Lane	Name	Age	Team	Seed Time
------	------	-----	------	-----------

Heat 1 of 4 Finals

0	Murray, Taj	14	Marlin Coast	37.32
1	Milne, Nate	15	Stingrays	34.83
2	Foote, Nathan	20	Stingrays	33.30
3	Williams, Lenny	17	Marlin Coast	32.12
4	An, Albert Damin	15	Tas Swimming	29.91
5	Woodward, Ryan	18	Stingrays	30.51
6	Hughes, Brady	17	Atherton	33.15
7	Sorensen, Henrik	15	Tas Swimming	34.71
8	Tutu, Tyrene	16	Central Cairns	35.51
9	Harris, Harvey	18	Central Cairns	38.73

Heat 2 of 4 Finals

0	Marek, Cooper	13	Central Cairns	42.95
1	Clark, Mark	17	Stingrays	41.76
2	Galea, Jonathan	13	Saints	40.21
3	Turnbull, Nathan	14	Tas Swimming	40.08
4	Lowrey, Joshua	14	Stingrays	38.75
5	Mocci, Ludovico	15	Marlin Coast	39.96
6	De Carlo, Raiden	11	Marlin Coast	40.12
7	Turnbull, Joel	17	Stingrays	40.76
8	Finlay, Fraser	13	Marlin Coast	42.29
9	Andronicus, Nathan SB14	15	Marlin Coast	43.27

Heat 3 of 4 Finals

0	Bartley, Michael	14	Marlin Coast	52.46
1	Sneddon, Peter	13	Tas Swimming	50.39
2	Cheng (V), Joshua	11	CitySydney	44.97
3	Moolman, Mathys	14	Marlin Coast	44.50
4	Chohan, Shaan	15	Atherton	43.59
5	Ryder, Samuel	15	Cooktown	44.26
6	Harris, Liam	12	Central Cairns	44.67
7	Turnbull, Noah	11	Tas Swimming	49.74
8	Macmillan, Carrick	11	Cooktown	51.31
9	Eade, David SB8	22	Atherton	52.49

Heat 4 of 4 Finals

0	Ryder, Cruze	11	Cooktown	58.46
1	Mocci, Sebastiano	12	Marlin Coast	54.88
2	Mittempergher, Noah	12	Marlin Coast	54.03
3	Whittaker, Slayde	14	Cooktown	53.43
4	Ryder, Jett	13	Cooktown	52.61
5	Habermann, Rudi	11	Cooktown	52.63
6	Howe, James	12	Tobruk	53.83
7	Alden, Oliver	13	Saints	54.61
8	Southern, Bill	11	Central Cairns	55.71
9	Milne, Luis	11	Stingrays	1:04.03

Event 20 Girls 11 & Over 50 SC Meter Breaststroke

Lane	Name	Age	Team	Seed Time
------	------	-----	------	-----------

Heat 1 of 5 Finals

0	Brown, Emily	14	Stingrays	39.47
1	Robinson, Amber	16	Tas Swimming	38.90
2	Waters, Amber	22	Stingrays	38.19
3	Harpley, Jasmine	16	Tas Swimming	37.61
4	Taylor, Emily	16	Stingrays	34.09
5	Rothwell, Aisling	16	Stingrays	35.13
6	Graham, Lexi	14	Marlin Coast	37.86
7	Beck, Natalie	14	Stingrays	38.33
8	Tottman, Summer	14	Marlin Coast	39.36
9	Robinson, Rebecca	16	Tas Swimming	41.27

Heat 2 of 5 Finals

0	Warnest, Lara	14	Central Cairns	45.22
1	Luxford, Emelia	15	Saints	44.71
2	Millar, Abbie	11	Malanda	43.12
3	Smith, Shelby	14	Saints	41.99
4	Ganzevles, Jitte	14	Stingrays	41.53
5	Millar, Kelsie	15	Malanda	41.64
6	Harris, Mia	17	Marlin Coast	43.11
7	Molina, Jay	14	Marlin Coast	43.64
8	Hegamaea, Lakea	13	Cooktown	45.16
9	Lulham, Arabella	12	Marlin Coast	45.57

2022 FNQ Short Course Championships - 30/07/2022 to 31/07/2022

Meet Program

Heat 3 Finals (#20 Girls 11 & Over 50 SC Meter Breaststroke)

0	Lenton-Cater, Ivy	11	Stingrays	52.35	___
1	Daley, Mikayla	11	Tobruk	50.08	___
2	Glaspay, Paityn	11	Malanda	48.61	___
3	Simms, Isabelle	13	Mareeba	47.63	___
4	Hogan, Casey	11	Central Cairns	45.72	___
5	Hunter, Tanasyn	13	Mareeba	47.47	___
6	Pearson, Bailey	13	Tobruk	48.13	___
7	Thouroude, Chantal	11	Marlin Coast	49.49	___
8	Howe, Natalia	14	Tobruk	51.22	___
9	Difrancesco, Tamarin	14	Saints	52.75	___

Heat 4 of 5 Finals

0	Stockman, Ella	11	Atherton	56.60	___
1	Marek, Abbey	11	Central Cairns	56.40	___
2	Pensio, Ava	11	Cooktown	55.20	___
3	Krause, Layla	12	Stingrays	54.71	___
4	McMinimee, Cathie	12	Central Cairns	53.04	___
5	Grazebrooke, Jemima	16	Tobruk	53.21	___
6	Crumpton, Millie	11	Central Cairns	54.75	___
7	Bennett, Zahra	11	Tobruk	55.93	___
8	Njaramba, Lisa	11	Tas Swimming	56.50	___
9	Whittaker, Sapphire	13	Cooktown	57.58	___

Heat 5 of 5 Finals

1	Crumpton, Sophie SB5	12	Central Cairns	1:35.66	___
2	Dunn, Camryn	11	Tas Swimming	1:01.47	___
3	Sokolowski, Lylla	12	Tobruk	1:01.09	___
4	Solomonides, Alice	11	Marlin Coast	59.37	___
5	Montgomery, Matilda	11	Cooktown	1:00.98	___
6	McGlinn, Emma	12	Tobruk	1:01.45	___
7	Macmillan, Georgia	13	Cooktown	1:07.18	___

Event 21 Mixed 10 & Under 100 SC Meter Freestyle Relay

Lane	Team	Relay	Seed Time
------	------	-------	-----------

Heat 1 of 1 Finals

1	Marlin Coast	B	NT	___
	1) Habgood, Tully W10		2) Donovan, Maycee W10	
	3) Hudson, Taylor M10		4) Ross, Clancy M9	
2	Cooktown	A	NT	___
	1) Pensio, Maia M10		2) Treloar, Natalie W10	
	3) Hunt, Chase M10		4) Hegamaea, Haila W10	
3	Tas Swimming	A	NT	___
	1) Sneddon, Madeleine W9		2) Coleman, Elizabeth W9	
	3) Yet Foy, Hannah W7		4) Turnbull, Chelsea W10	
4	Central Cairns	A	1:27.35	___
	1) Field, Stella W9		2) Webber, Zola W8	
	3) Webber, Mahlie W10		4) Bamford, Mia W10	
5	Saints	A	NT	___
	1) Camarlinghi, Liam M10		2) McLeod, Kensey W10	
	3) Alden, Benjamin M10		4) Palmer, Ella W10	
6	Stingrays	A	NT	___
	1) Greenwood, Eva W10		2) Oliver, Darcy M10	
	3) Dalmeyer, Fraser M9		4) Cracknell, Lucy W10	
7	Marlin Coast	A	NT	___
	1) Hewitt, Ashley W10		2) Loveridge, Archie M9	
	3) Drown, Piper W10		4) Loveridge, Oscar M10	
8	Stingrays	B	NT	___
	1) Page, Sienna W10		2) Rees, Matilda W10	
	3) Scholes, Thomas M9		4) Mueller, Lennard M10	

Event 22 Boys 13 & Under 200 SC Meter Freestyle Relay

Lane	Team	Relay	Seed Time
------	------	-------	-----------

Heat 1 of 1 Finals

1	Cooktown	A	2:34.52	___
	1) Ryder, Jett 13		2) Macmillan, Carrick 11	
	3) Ryder, Cruze 11		4) Habermann, Rudi 11	
2	Tas Swimming	A	2:24.01	___
	1) Snelling, Jesse 11		2) Turnbull, Noah 11	
	3) Harpley, James 13		4) Sneddon, Peter 13	
3	Marlin Coast	B	2:20.52	___
	1) Mocchi, Sebastiano 12		2) Mittempergher, Noah 12	
	3) De Carlo, Raiden 11		4) Finlay, Fraser 13	
4	Marlin Coast	A	2:00.44	___
	1) Dutton, Austin 13		2) Hudson, Cooper 12	
	3) Loveridge, Oscar 10		4) Thouroude, Nicolas 13	
5	Saints	A	2:08.48	___
	1) Galea, Jonathan 13		2) Lockyer, Logan 12	
	3) Rowbotham, Matthew 12		4) Connors, Cooper 12	
6	Central Cairns	A	2:23.26	___
	1) Langtree, James 12		2) Harris, Liam 12	
	3) Marek, Cooper 13		4) Craig, Koby 11	
7	Saints	B	2:24.25	___
	1) Cheng (V), Joshua 11		2) Cerutti, Luke 12	
	3) Robertson, Dylan 11		4) Pearce, Flynn 12	
8	Stingrays	A	2:36.63	___
	1) Dalmeyer, Fraser 9		2) Milne, Luis 11	
	3) Oliver, Darcy 10		4) Ganzevles, Biem 12	

Event 23 Girls 13 & Under 200 SC Meter Freestyle Relay

Lane	Team	Relay	Seed Time
------	------	-------	-----------

Heat 1 of 1 Finals

0	Tas Swimming	A	2:47.32	___
	1) Njaramba, Lisa 11		2) Dunn, Camryn 11	
	3) Sneddon, Madeleine 9		4) Coleman, Elizabeth 9	
1	Tobruk	A	2:29.90	___
	1) Bennett, Zahra 11		2) Libke, Elise 9	
	3) Hansor, Emily 10		4) Pearson, Bailey 13	
2	Stingrays	B	2:25.57	___
	1) Stewart, Madeline 12		2) Cracknell, Lucy 10	
	3) Dalmeyer, Eloise 11		4) Greenwood, Eva 10	
3	Saints	A	2:16.58	___
	1) Sullivan, Claudia 13		2) Suntsova, Elizabeth 13	
	3) Greenwood, Ellie 13		4) Greatorex, Sophie 12	
4	Marlin Coast	A	2:07.50	___
	1) Lulham, Arabella 12		2) Young, Lily 12	
	3) Thouroude, Chantal 11		4) Vickers, Emily 13	
5	Stingrays	A	2:07.65	___
	1) Scholes, Amelie 12		2) Percy, Jamie 12	
	3) Walkear, Ruby 13		4) Pedler, Naomi 13	
6	Central Cairns	A	2:24.54	___
	1) Marek, Abbey 11		2) Hogan, Casey 11	
	3) McMinimee, Cathie 12		4) Balderson, Mila 11	
7	Marlin Coast	B	2:29.64	___
	1) Hewitt, Brooklyn 11		2) O'Neile, Chloe 11	
	3) Drown, Piper 10		4) Nona Renshaw, Ellie 13	
8	Cooktown	A	2:30.51	___
	1) Macmillan, Georgia 13		2) Treloar, Natalie 10	
	3) Whittaker, Sapphire 13		4) Hegamaea, Lakea 13	
9	Tobruk	B	3:01.20	___
	1) Daley, Mikayla 11		2) Harper, Mia 8	
	3) Sokolowski, Lylla 12		4) Palmela, Sophia 10	

2022 FNQ Short Course Championships - 30/07/2022 to 31/07/2022

Meet Program

Event 24 Boys 200 SC Meter Freestyle Relay

Lane	Team	Relay	Seed Time
Heat 1 of 1 Finals			
1	Saints	A	2:01.86
	1) Galea, Jonathan 13	2) Lockyer, Logan 12	
	3) Robertson, Callum 14	4) Stemp, Aidan 14	
2	Tas Swimming	A	1:56.04
	1) Sorensen, Henrik 15	2) Turnbull, Nathan 14	
	3) Harpley, James 13	4) An, Albert Damin 15	
3	Central Cairns	A	1:48.90
	1) Tutu, Daejahn 18	2) Harris, Harvey 18	
	3) Mcnamara, Liam 14	4) Tutu, Tyrene 16	
4	Stingrays	A	1:42.76
	1) Lloyd, Connor 19	2) Field, Robert 17	
	3) Foote, Nathan 20	4) Woodward, Ryan 18	
5	Marlin Coast	A	1:44.33
	1) Williams, Lenny 17	2) Loveridge, Hugo 14	
	3) Menzies, Bryce 16	4) Layton, William 19	
6	Stingrays	B	1:53.02
	1) Milne, Nate 15	2) Turnbull, Joel 17	
	3) Lowrey, Joshua 14	4) Clark, Mark 17	
7	Marlin Coast	B	1:58.66
	1) Mocchi, Ludovico 15	2) Murray, Taj 14	
	3) Moolman, Mathys 14	4) Thouroude, Sebastien 15	

Event 25 Girls 200 SC Meter Freestyle Relay

Lane	Team	Relay	Seed Time
Heat 1 of 1 Finals			
1	Marlin Coast	B	2:10.97
	1) Graham, Lexi 14	2) Nock, Miya 14	
	3) Molina, Jay 14	4) Lulham, Arabella 12	
2	Central Cairns	A	2:02.23
	1) Craig, Kyah 14	2) Harris, Riley 15	
	3) Simmonds, Hannah-Rose 16	4) Leighton, Talisha 16	
3	Tas Swimming	A	1:57.99
	1) Chen, Joanna 14	2) Kuwabara, Ema 17	
	3) Robinson, Amber 16	4) Snelling, Leah 15	
4	Stingrays	A	1:49.50
	1) Deane, Jessica 15	2) Rothwell, Aisling 16	
	3) Salecich, Emilee 17	4) Ganfield, Rayner 15	
5	Stingrays	B	1:57.60
	1) Higginson, Isabella 14	2) Waters, Amber 22	
	3) Pullar, Emma 15	4) Brown, Emily 14	
6	Saints	A	1:59.59
	1) Lockyer, Summer 14	2) Smith, Shelby 14	
	3) Greatorex, Sophie 12	4) Galea, Annabel 15	
7	Marlin Coast	A	2:02.76
	1) Vickers, Emily 13	2) Harris, Mia 17	
	3) Graham, Hayley 16	4) Tottman, Summer 14	

Event 26 Mixed 200 SC Meter Freestyle Relay

Lane	Team	Relay	Seed Time
Heat 1 of 1 Finals			
0	Central Cairns	A	2:19.15
	1) Foley, Patrick M14	2) Simmonds, Joel M14	
	3) Allcorn, Piper W10	4) Warnest, Lara W14	
1	Tas Swimming	B	2:09.42
	1) Robinson, Rebecca W16	2) Chen, Joanna W14	
	3) Snelling, Jesse M11	4) Turnbull, Nathan M14	
2	Stingrays	B	1:55.38
	1) Lowrey, Joshua M14	2) Whitby, Rylee W14	
	3) Hanson, Jordaan W16	4) Foote, Nathan M20	
3	Tas Swimming	A	1:54.15
	1) An, Albert Damin M15	2) Harpley, James M13	
	3) Robinson, Amber W16	4) Snelling, Leah W15	
4	Stingrays	A	1:46.02
	1) Lloyd, Connor M19	2) Morris, Lauren W16	
	3) Taylor, Emily W16	4) Woodward, Ryan M18	
5	Marlin Coast	A	1:49.61
	1) Layton, William M19	2) Williams, Lenny M17	
	3) Tottman, Summer W14	4) Vickers, Emily W13	
6	Saints	A	1:54.56
	1) Stemp, Aidan M14	2) Lockyer, Summer W14	
	3) Galea, Jonathan M13	4) Galea, Annabel W15	
7	Marlin Coast	B	1:57.48
	1) Loveridge, Hugo M14	2) Graham, Hayley W16	
	3) Harris, Mia W17	4) Menzies, Bryce M16	
8	Cooktown	A	2:15.88
	1) Hegamaea, Lakea W13	2) Whittaker, Slayde M14	
	3) Hegamaea, Haila W10	4) Ryder, Samuel M15	

Event 27 Boys 10 & Over 200 SC Meter Freestyle

Lane	Name	Age	Team	Seed Time
Heat 1 of 3 Finals				
0	Dutton, Austin	13	Marlin Coast	2:10.63
1	Rogers, Mitchell	17	Marlin Coast	2:08.64
2	Williams, Lenny	17	Marlin Coast	2:03.20
3	Layton, William	19	Marlin Coast	1:58.42
4	West, Marcus	19	Stingrays	1:49.38
5	Woodward, Ryan	18	Stingrays	1:55.42
6	An, Albert Damin	15	Tas Swimming	2:01.68
7	Menzies, Bryce	16	Marlin Coast	2:04.42
8	Lloyd, Connor	19	Stingrays	2:09.25
9	Thouroude, Nicolas	13	Marlin Coast	2:12.68
Heat 2 of 3 Finals				
0	Andronicus, Nathan S14	15	Marlin Coast	2:52.02
1	Hudson, Cooper	12	Marlin Coast	2:46.07
2	Moolman, Mathys	14	Marlin Coast	2:37.79
3	Lowrey, Joshua	14	Stingrays	2:30.35
4	Field, Robert	17	Stingrays	2:22.51
5	Mcnamara, Liam	14	Central Cairns	2:23.90
6	Loveridge, Oscar	10	Marlin Coast	2:34.32
7	Finlay, Fraser	13	Marlin Coast	2:44.30
8	Eade, David S9	22	Atherton	2:46.81
9	Murray, Taj	14	Marlin Coast	2:53.36

2022 FNQ Short Course Championships - 30/07/2022 to 31/07/2022

Meet Program

Heat 3 Finals (#27 Boys 10 & Over 200 SC Meter Freestyle)

1	Hunt, Chase	10	Cooktown	3:43.37	___
2	Turnbull, Noah	11	Tas Swimming	3:18.89	___
3	Pearce, Flynn	12	Saints	3:03.16	___
4	Cerutti, Luke	12	Saints	2:53.86	___
5	Ryder, Samuel	15	Cooktown	3:02.54	___
6	Sweeper, Harley	11	Mareeba	3:11.22	___
7	Pensio, Maia	10	Cooktown	3:21.09	___

Event 28 Girls 10 & Over 200 SC Meter Freestyle

Lane	Name	Age	Team	Seed Time	
------	------	-----	------	-----------	--

Heat 1 of 3 Finals

0	Hanson, Jordaan	16	Stingrays	2:34.29	___
1	Travers-Mason, Kai	14	Stingrays	2:32.85	___
2	McCallum, Sophie	14	Tully	2:17.02	___
3	Rothwell, Aisling	16	Stingrays	2:14.10	___
4	Salecich, Emilee	17	Stingrays	2:05.08	___
5	Snelling, Leah	15	Tas Swimming	2:06.29	___
6	Tottman, Summer	14	Marlin Coast	2:14.45	___
7	Lulham, Arabella	12	Marlin Coast	2:29.71	___
8	Smith, Shelby	14	Saints	2:33.81	___
9	Camarlinghi, Siahn	14	Saints	2:38.83	___

Heat 2 of 3 Finals

0	Hegamaea, Lakea	13	Cooktown	3:04.25	___
1	Allcorn, Piper	10	Central Cairns	3:01.97	___
2	O'Neile, Chloe	11	Marlin Coast	2:54.25	___
3	Cowley, Lilly	13	Saints	2:45.14	___
4	Graham, Hayley	16	Marlin Coast	2:41.05	___
5	Sullivan, Claudia	13	Saints	2:43.95	___
6	Balderson, Mila	11	Central Cairns	2:51.02	___
7	Rickson, Maiya	11	Central Cairns	2:57.98	___
8	Njaramba, Lisa	11	Tas Swimming	3:02.60	___

Heat 3 of 3 Finals

3	Ah Loy-Coutts, Mikayla	11	Mareeba	3:37.00	___
4	Hegamaea, Haila	10	Cooktown	3:18.75	___
5	Treloar, Natalie	10	Cooktown	3:33.76	___

Event 29 Boys 12 & Over 400 SC Meter IM

Lane	Name	Age	Team	Seed Time	
------	------	-----	------	-----------	--

Heat 1 of 1 Finals

3	Murray, Taj	14	Marlin Coast	6:35.92	___
4	An, Albert Damin	15	Tas Swimming	4:45.32	___
5	Robertson, Callum	14	Saints	5:49.25	___
6	Eade, David SM9	22	Atherton	7:20.68	___

Event 30 Girls 12 & Over 400 SC Meter IM

Lane	Name	Age	Team	Seed Time	
------	------	-----	------	-----------	--

Heat 1 of 1 Finals

3	Beck, Natalie	14	Stingrays	6:49.43	___
4	Galea, Annabel	15	Saints	5:37.17	___
5	McCallum, Sophie	14	Tully	5:42.04	___

Event 31 Boys 11 & Over 50 SC Meter Backstroke

Lane	Name	Age	Team	Seed Time	
------	------	-----	------	-----------	--

Heat 1 of 5 Finals

1	Murray, Taj	14	Marlin Coast	34.16	___
2	Field, Robert	17	Stingrays	33.23	___
3	Foote, Nathan	20	Stingrays	30.14	___
4	Layton, William	19	Marlin Coast	28.46	___
5	Lloyd, Connor	19	Stingrays	29.29	___
6	Tutu, Tyrene	16	Central Cairns	32.50	___
7	Lockyer, Logan	12	Saints	33.85	___
8	Ryder, Samuel	15	Cooktown	36.26	___

Heat 2 of 5 Finals

1	Finlay, Fraser	13	Marlin Coast	38.57	___
2	Foley, Patrick	14	Central Cairns	38.07	___
3	Sorensen, Henrik	15	Tas Swimming	37.41	___
4	Rickson, Callum	14	Central Cairns	36.79	___
5	Chohan, Shaan	15	Atherton	36.99	___
6	Stemp, Aidan	14	Saints	37.96	___
7	Turnbull, Nathan	14	Tas Swimming	38.33	___
8	Moolman, Mathys	14	Marlin Coast	40.05	___

Heat 3 of 5 Finals

1	Cheng (V), Joshua	11	CitySydney	45.42	___
2	Marek, Cooper	13	Central Cairns	44.99	___
3	Whittaker, Slayde	14	Cooktown	43.14	___
4	Turnbull, Noah	11	Tas Swimming	41.79	___
5	Ganzevles, Biem	12	Stingrays	42.53	___
6	Andronicus, Nathan S14	15	Marlin Coast	43.66	___
7	Sweeper, Harley	11	Mareeba	45.00	___
8	Ryder, Jett	13	Cooktown	46.73	___

Heat 4 of 5 Finals

2	Mittempergher, Noah	12	Marlin Coast	48.89	___
3	Sneddon, Peter	13	Tas Swimming	46.78	___
4	Macmillan, Carrick	11	Cooktown	47.04	___
5	Eade, David S9	22	Atherton	48.96	___
6	Galea, Jonathan	13	Saints	48.51	___
7	Habermann, Rudi	11	Cooktown	51.24	___

Heat 5 of 5 Finals

3	Alden, Oliver	13	Saints	55.92	___
4	Milne, Luis	11	Stingrays	54.78	___
5	Ryder, Cruze	11	Cooktown	55.62	___
6	Mocci, Sebastiano	12	Marlin Coast	55.97	___

Event 32 Girls 11 & Over 50 SC Meter Backstroke

Lane	Name	Age	Team	Seed Time	
------	------	-----	------	-----------	--

Heat 1 of 7 Finals

1	Olds, Tara	15	Tas Swimming	34.80	___
2	Pullar, Emma	15	Stingrays	33.88	___
3	Waters, Amber	22	Stingrays	32.38	___
4	Morris, Lauren	16	Stingrays	30.27	___
5	McCallum, Sophie	14	Tully	31.40	___
6	Taylor, Emily	16	Stingrays	33.86	___
7	Harris, Riley	15	Central Cairns	34.56	___
8	Millar, Kelsie	15	Malanda	34.92	___

2022 FNQ Short Course Championships - 30/07/2022 to 31/07/2022

Meet Program

Heat 2 Finals (#32 Girls 11 & Over 50 SC Meter Backstroke)

1	Simmonds, Hannah-Rose	16	Central Cairns	36.24	___
2	Chen, Joanna	14	Tas Swimming	35.52	___
3	Leighton, Talisha	16	Central Cairns	35.20	___
4	Harris, Mia	17	Marlin Coast	35.01	___
5	Higginson, Isabella	14	Stingrays	35.02	___
6	Craig, Kyah	14	Central Cairns	35.29	___
7	Travers-Mason, Kai	14	Stingrays	35.56	___
8	Warnest, Lara	14	Central Cairns	36.28	___

Heat 3 of 7 Finals

1	Thouroude, Chantal	11	Marlin Coast	39.20	___
2	Lulham, Arabella	12	Marlin Coast	38.99	___
3	Ganzevles, Jitte	14	Stingrays	38.08	___
4	Robinson, Rebecca	16	Tas Swimming	36.85	___
5	Graham, Hayley	16	Marlin Coast	37.17	___
6	Suntsova, Elizabeth	13	Saints	38.43	___
7	Leary, Claire	15	Marlin Coast	39.18	___
8	Robinson, Amber	16	Tas Swimming	39.39	___

Heat 4 of 7 Finals

1	Cowley, Lilly	13	Saints	41.48	___
2	Smith, Shelby	14	Saints	40.47	___
3	Pearson, Bailey	13	Tobruk	40.03	___
4	Molina, Jay	14	Marlin Coast	39.66	___
5	Stewart, Madeline	12	Stingrays	39.72	___
6	Millar, Abbie	11	Malanda	40.21	___
7	Pedler, Naomi	13	Stingrays	40.62	___
8	Hogan, Casey	11	Central Cairns	42.25	___

Heat 5 of 7 Finals

1	Hewitt, Brooklyn	11	Marlin Coast	44.43	___
2	Njaramba, Lisa	11	Tas Swimming	43.54	___
3	Emmitt, Mali	12	Tobruk	42.97	___
4	Bennett, Zahra	11	Tobruk	42.47	___
5	Tottman, Summer	14	Marlin Coast	42.84	___
6	Balderson, Mila	11	Central Cairns	43.22	___
7	Macmillan, Georgia	13	Cooktown	43.84	___
8	Hunter, Tanasyn	13	Mareeba	45.25	___

Heat 6 of 7 Finals

1	Montgomery, Matilda	11	Cooktown	55.41	___
2	Daley, Mikayla	11	Tobruk	52.72	___
3	Sokolowski, Lylla	12	Tobruk	49.40	___
4	Marek, Abbey	11	Central Cairns	45.84	___
5	Crumpton, Millie	11	Central Cairns	47.25	___
6	Whittaker, Sapphire	13	Cooktown	52.14	___
7	Solomonides, Alice	11	Marlin Coast	55.06	___
8	Dunn, Camryn	11	Tas Swimming	56.01	___

Heat 7 of 7 Finals

2	Crumpton, Sophie S6	12	Central Cairns	1:11.63	___
3	McGlenn, Emma	12	Tobruk	57.22	___
4	McMinimee, Cathie	12	Central Cairns	45.45	___
5	Rickson, Maiya	11	Central Cairns	45.74	___
6	Pensio, Ava	11	Cooktown	58.56	___

Event 33 Boys 10 & Over 200 SC Meter Butterfly

Lane	Name	Age	Team	Seed Time	
Heat 1 of 1 Finals					
2	Dutton, Austin	13	Marlin Coast	2:45.51	___
3	Menzies, Bryce	16	Marlin Coast	2:17.50	___
4	Layton, William	19	Marlin Coast	2:12.61	___
5	An, Albert Damin	15	Tas Swimming	2:14.50	___
6	Loveridge, Hugo	14	Marlin Coast	2:19.95	___
7	Murray, Taj	14	Marlin Coast	2:59.89	___

Event 34 Girls 10 & Over 200 SC Meter Butterfly

Lane	Name	Age	Team	Seed Time	
Heat 1 of 1 Finals					
3	Lulham, Arabella	12	Marlin Coast	2:50.29	___
4	Tottman, Summer	14	Marlin Coast	2:27.82	___
5	McCallum, Sophie	14	Tully	2:46.91	___

Event 35 Boys 10 & Over 100 SC Meter Breaststroke

Lane	Name	Age	Team	Seed Time	
Heat 1 of 6 Finals					
0	Thouroude, Nicolas	13	Marlin Coast	1:19.76	___
1	Tutu, Daejahn	18	Central Cairns	1:15.48	___
2	Foote, Nathan	20	Stingrays	1:13.06	___
3	Williams, Lenny	17	Marlin Coast	1:12.70	___
4	Woodward, Ryan	18	Stingrays	1:05.97	___
5	An, Albert Damin	15	Tas Swimming	1:06.59	___
6	Hughes, Brady	17	Atherton	1:12.74	___
7	Milne, Nate	15	Stingrays	1:15.10	___
8	Tutu, Tyrene	16	Central Cairns	1:18.57	___
9	Menzies, Bryce	16	Marlin Coast	1:19.82	___
Heat 2 of 6 Finals					
0	Lockyer, Logan	12	Saints	1:33.06	___
1	Stemp, Aidan	14	Saints	1:29.53	___
2	Mocci, Ludovico	15	Marlin Coast	1:28.01	___
3	Sorensen, Henrik	15	Tas Swimming	1:25.19	___
4	Galea, Jonathan	13	Saints	1:20.87	___
5	Lowrey, Joshua	14	Stingrays	1:25.10	___
6	Loveridge, Hugo	14	Marlin Coast	1:25.36	___
7	Murray, Taj	14	Marlin Coast	1:28.67	___
8	De Carlo, Raiden	11	Marlin Coast	1:31.58	___
9	Moolman, Mathys	14	Marlin Coast	1:33.08	___
Heat 3 of 6 Finals					
0	Harpley, James	13	Tas Swimming	1:40.22	___
1	Marek, Cooper	13	Central Cairns	1:36.86	___
2	Finlay, Fraser	13	Marlin Coast	1:35.34	___
3	Ryder, Samuel	15	Cooktown	1:34.34	___
4	Rowbotham, Matthew	12	Saints	1:33.50	___
5	Robertson, Callum	14	Saints	1:33.67	___
6	Simmonds, Joel	14	Central Cairns	1:35.02	___
7	Genge, Jackson	14	Atherton	1:36.36	___
8	Andronicus, Nathan SB14	15	Marlin Coast	1:39.52	___
9	Thouroude, Sebastien	15	Marlin Coast	1:41.79	___

2022 FNQ Short Course Championships - 30/07/2022 to 31/07/2022

Meet Program

Heat 4 Finals (#35 Boys 10 & Over 100 SC Meter Breaststroke)

0	Bartley, Michael	14	Marlin Coast	1:54.16	___
1	Sneddon, Peter	13	Tas Swimming	1:52.19	___
2	Craig, Koby	11	Central Cairns	1:51.67	___
3	Macmillan, Carrick	11	Cooktown	1:44.95	___
4	Mcnamara, Liam	14	Central Cairns	1:43.51	___
5	Cheng (V), Joshua	11	CitySydney	1:44.65	___
6	Hudson, Cooper	12	Marlin Coast	1:51.56	___
7	Hunt, Chase	10	Cooktown	1:51.93	___
8	Turnbull, Noah	11	Tas Swimming	1:52.86	___
9	Cerutti, Luke	12	Saints	1:54.80	___

Heat 5 of 6 Finals

0	Alden, Oliver	13	Saints	2:14.46	___
1	Ganzevles, Biem	12	Stingrays	2:06.96	___
2	Whittaker, Slayde	14	Cooktown	2:00.61	___
3	Pensio, Maia	10	Cooktown	1:58.83	___
4	Ryder, Jett	13	Cooktown	1:54.97	___
5	Snelling, Jesse	11	Tas Swimming	1:58.67	___
6	Riley, Shaun	10	Tully	2:00.23	___
7	Ryder, Cruze	11	Cooktown	2:03.91	___
8	Suntsov, Mark	10	Saints	2:07.54	___
9	Robertson, Dylan	11	Saints	2:17.50	___

Heat 6 of 6 Finals

3	Alden, Benjamin	10	Saints	2:26.27	___
4	Hensen, Yannick	12	Atherton	2:22.79	___
5	Habermann, Rudi	11	Cooktown	2:24.14	___
6	Rickson, Ellis	10	Central Cairns	2:26.89	___

Event 36 Girls 10 & Over 100 SC Meter Breaststroke

Lane	Name	Age	Team	Seed	Time
------	------	-----	------	------	------

Heat 1 of 7 Finals

0	Graham, Lexi	14	Marlin Coast	1:24.07	___
1	Salecich, Emilee	17	Stingrays	1:23.64	___
2	Robinson, Amber	16	Tas Swimming	1:21.07	___
3	Ganfield, Rayner	15	Stingrays	1:18.21	___
4	Taylor, Emily	16	Stingrays	1:14.39	___
5	Rothwell, Aisling	16	Stingrays	1:17.26	___
6	Galea, Annabel	15	Saints	1:21.05	___
7	Tottman, Summer	14	Marlin Coast	1:23.41	___
8	Snelling, Leah	15	Tas Swimming	1:23.95	___
9	Deane, Jessica	15	Stingrays	1:24.22	___

Heat 2 of 7 Finals

0	Beck, Natalie	14	Stingrays	1:31.76	___
1	Robinson, Rebecca	16	Tas Swimming	1:31.18	___
2	Percy, Jamie	12	Stingrays	1:29.71	___
3	Higginson, Isabella	14	Stingrays	1:28.79	___
4	Lockyer, Summer	14	Saints	1:24.51	___
5	Kuwabara, Ema	17	Tas Swimming	1:25.23	___
6	Brown, Emily	14	Stingrays	1:29.07	___
7	Chen, Joanna	14	Tas Swimming	1:30.00	___
8	Millar, Kelsie	15	Malanda	1:31.38	___
9	Smith, Shelby	14	Saints	1:31.86	___

Heat 3 of 7 Finals

0	Walkear, Ruby	13	Stingrays	1:37.71	___
1	Sullivan, Claudia	13	Saints	1:37.26	___
2	Millar, Abbie	11	Malanda	1:36.80	___
3	Molina, Jay	14	Marlin Coast	1:35.68	___
4	Ganzevles, Jitte	14	Stingrays	1:32.10	___
5	Difrancesco, Tamarin	14	Saints	1:34.44	___
6	Hegamaea, Lakea	13	Cooktown	1:35.81	___
7	Harris, Mia	17	Marlin Coast	1:36.99	___
8	Greatorex, Sophie	12	Saints	1:37.46	___
9	Luxford, Emelia	15	Saints	1:38.00	___

Heat 4 of 7 Finals

0	Hunter, Tanasyn	13	Mareeba	1:43.98	___
1	Vickers, Emily	13	Marlin Coast	1:42.67	___
2	Graham, Hayley	16	Marlin Coast	1:41.08	___
3	McCallum, Sophie	14	Tully	1:39.41	___
4	Camarlinghi, Siahn	14	Saints	1:38.51	___
5	Lulham, Arabella	12	Marlin Coast	1:39.32	___
6	Young, Lily	12	Marlin Coast	1:39.80	___
7	Scholes, Amelie	12	Stingrays	1:41.20	___
8	Hogan, Casey	11	Central Cairns	1:43.90	___
9	Nock, Miya	14	Marlin Coast	1:44.93	___

Heat 5 of 7 Finals

0	Lenton-Cater, Ivy	11	Stingrays	1:50.78	___
1	Daley, Mikayla	11	Tobruk	1:49.41	___
2	Dalmeyer, Eloise	11	Stingrays	1:48.60	___
3	Rickson, Maiya	11	Central Cairns	1:47.59	___
4	Hansor, Emily	10	Tobruk	1:47.35	___
5	Hegamaea, Haila	10	Cooktown	1:47.39	___
6	McMinimee, Cathie	12	Central Cairns	1:48.31	___
7	Simms, Isabelle	13	Mareeba	1:48.97	___
8	Stewart, Madeline	12	Stingrays	1:50.02	___
9	Balderson, Mila	11	Central Cairns	1:51.69	___

Heat 6 of 7 Finals

0	Whittaker, Sapphire	13	Cooktown	2:01.86	___
1	Njaramba, Lisa	11	Tas Swimming	1:59.81	___
2	Pensio, Ava	11	Cooktown	1:58.33	___
3	Hewitt, Brooklyn	11	Marlin Coast	1:54.38	___
4	Pedler, Naomi	13	Stingrays	1:52.57	___
5	O'Neile, Chloe	11	Marlin Coast	1:53.08	___
6	Simms, Alice	10	Mareeba	1:54.67	___
7	Thouroude, Chantal	11	Marlin Coast	1:59.27	___
8	Field, Sienna	11	Central Cairns	2:01.50	___
9	Ah Loy-Coutts, Mikayla	11	Mareeba	2:03.86	___

Heat 7 of 7 Finals

1	De la Fonteyne, Zara	11	Stingrays	2:27.76	___
2	Montgomery, Matilda	11	Cooktown	2:20.52	___
3	Solomonides, Alice	11	Marlin Coast	2:10.01	___
4	Webber, Mahlie	10	Central Cairns	2:05.21	___
5	Pedler, Lauren	11	Stingrays	2:09.51	___
6	Treloar, Natalie	10	Cooktown	2:16.85	___
7	Macmillan, Georgia	13	Cooktown	2:26.77	___

2022 FNQ Short Course Championships - 30/07/2022 to 31/07/2022

Meet Program

Event 37 Boys 10 & Over 100 SC Meter Freestyle

Lane	Name	Age	Team	Seed Time
------	------	-----	------	-----------

Heat 1 of 7 Finals

0	Stemp, Aidan	14	Saints	58.50
1	An, Albert Damin	15	Tas Swimming	57.48
2	Hughes, Brady	17	Atherton	56.49
3	Layton, William	19	Marlin Coast	53.90
4	West, Marcus	19	Stingrays	50.01
5	Woodward, Ryan	18	Stingrays	52.04
6	Tutu, Daejahn	18	Central Cairns	55.97
7	Williams, Lenny	17	Marlin Coast	57.08
8	Foote, Nathan	20	Stingrays	57.51
9	Menzies, Bryce	16	Marlin Coast	58.70

Heat 2 of 7 Finals

0	Turnbull, Joel	17	Stingrays	1:04.23
1	Thouroude, Nicolas	13	Marlin Coast	1:03.30
2	Mocci, Ludovico	15	Marlin Coast	1:01.70
3	Sorensen, Henrik	15	Tas Swimming	1:00.21
4	Tutu, Tyrene	16	Central Cairns	59.32
5	Loveridge, Hugo	14	Marlin Coast	59.80
6	Thouroude, Sebastien	15	Marlin Coast	1:01.02
7	Milne, Nate	15	Stingrays	1:02.82
8	Dutton, Austin	13	Marlin Coast	1:03.95
9	Mcnamara, Liam	14	Central Cairns	1:04.23

Heat 3 of 7 Finals

0	Hudson, Cooper	12	Marlin Coast	1:10.10
1	Foley, Patrick	14	Central Cairns	1:09.46
2	Rickson, Callum	14	Central Cairns	1:07.17
3	Galea, Jonathan	13	Saints	1:06.16
4	Lowrey, Joshua	14	Stingrays	1:05.37
5	Lockyer, Logan	12	Saints	1:05.95
6	Murray, Taj	14	Marlin Coast	1:06.97
7	Chohan, Shaan	15	Atherton	1:08.10
8	Robertson, Callum	14	Saints	1:09.86
9	Harpley, James	13	Tas Swimming	1:11.04

Heat 4 of 7 Finals

0	Cheng (V), Joshua	11	CitySydney	1:19.97
1	Cerutti, Luke	12	Saints	1:19.28
2	Genge, Jackson	14	Atherton	1:14.50
3	Finlay, Fraser	13	Marlin Coast	1:13.65
4	Rowbotham, Matthew	12	Saints	1:11.69
5	Moolman, Mathys	14	Marlin Coast	1:13.13
6	Andronicus, Nathan S14	15	Marlin Coast	1:14.17
7	Craig, Koby	11	Central Cairns	1:18.60
8	Eade, David S9	22	Atherton	1:19.38
9	Simmonds, Joel	14	Central Cairns	1:21.94

Heat 5 of 7 Finals

0	Sneddon, Peter	13	Tas Swimming	1:30.25
1	Habermann, Rudi	11	Cooktown	1:25.54
2	Bartley, Michael	14	Marlin Coast	1:23.87
3	Marek, Cooper	13	Central Cairns	1:23.29
4	Ganzevles, Biem	12	Stingrays	1:21.95
5	Snelling, Jesse	11	Tas Swimming	1:22.35
6	De Carlo, Raiden	11	Marlin Coast	1:23.84
7	Ryder, Samuel	15	Cooktown	1:25.52
8	Turnbull, Noah	11	Tas Swimming	1:27.54
9	Robertson, Dylan	11	Saints	1:30.97

Heat 6 of 7 Finals

0	Suntsov, Mark	10	Saints	1:45.26
1	Mocci, Sebastiano	12	Marlin Coast	1:33.47
2	Macmillan, Carrick	11	Cooktown	1:33.01
3	Ryder, Jett	13	Cooktown	1:31.81
4	Riley, Shaun	10	Tully	1:31.21
5	Rickson, Ellis	10	Central Cairns	1:31.69
6	Ryder, Cruze	11	Cooktown	1:32.35
7	Whittaker, Slayde	14	Cooktown	1:33.18
8	Mittempergher, Noah	12	Marlin Coast	1:34.02

Heat 7 of 7 Finals

3	Field, Robert	17	Stingrays	2:22.51
4	Hensen, Yannick	12	Atherton	1:49.73
5	Houlihan, Finn	10	Stingrays	1:52.63

Event 38 Girls 10 & Over 100 SC Meter Freestyle

Lane	Name	Age	Team	Seed Time
------	------	-----	------	-----------

Heat 1 of 9 Finals

0	Rothwell, Aisling	16	Stingrays	1:01.58
1	Robinson, Amber	16	Tas Swimming	1:00.54
2	Salecich, Emilee	17	Stingrays	59.77
3	Ganfield, Rayner	15	Stingrays	59.41
4	Snelling, Leah	15	Tas Swimming	57.36
5	Deane, Jessica	15	Stingrays	58.36
6	Morris, Lauren	16	Stingrays	59.54
7	Galea, Annabel	15	Saints	1:00.28
8	Olds, Tara	15	Tas Swimming	1:00.62
9	Millar, Kelsie	15	Malanda	1:02.22

Heat 2 of 9 Finals

0	Robinson, Rebecca	16	Tas Swimming	1:06.75
1	Brown, Emily	14	Stingrays	1:06.13
2	Hanson, Jordaan	16	Stingrays	1:05.67
3	Kuwabara, Ema	17	Tas Swimming	1:03.76
4	McCallum, Sophie	14	Tully	1:03.19
5	Tottman, Summer	14	Marlin Coast	1:03.42
6	Higginson, Isabella	14	Stingrays	1:04.07
7	Lockyer, Summer	14	Saints	1:05.73
8	Walkear, Ruby	13	Stingrays	1:06.71
9	Vickers, Emily	13	Marlin Coast	1:06.90

Heat 3 of 9 Finals

0	Greatorex, Sophie	12	Saints	1:09.32
1	Graham, Lexi	14	Marlin Coast	1:09.18
2	Craig, Kyah	14	Central Cairns	1:07.99
3	Harris, Riley	15	Central Cairns	1:07.85
4	Chen, Joanna	14	Tas Swimming	1:06.94
5	Pullar, Emma	15	Stingrays	1:07.25
6	Simmonds, Hannah-Rose	16	Central Cairns	1:07.93
7	Smith, Shelby	14	Saints	1:08.48
8	Leighton, Talisha	16	Central Cairns	1:09.32
9	Graham, Hayley	16	Marlin Coast	1:09.63

Heat 4 of 9 Finals

0	Molina, Jay	14	Marlin Coast	1:12.95
1	Pedler, Naomi	13	Stingrays	1:12.47
2	Warnest, Lara	14	Central Cairns	1:11.83
3	Percy, Jamie	12	Stingrays	1:11.47
4	Harris, Mia	17	Marlin Coast	1:09.66
5	Lulham, Arabella	12	Marlin Coast	1:09.74
6	Whitby, Rylee	14	Stingrays	1:11.73
7	Hegamaea, Lakea	13	Cooktown	1:12.45
8	Camarlinghi, Siahn	14	Saints	1:12.58
9	Young, Lily	12	Marlin Coast	1:13.18

2022 FNQ Short Course Championships - 30/07/2022 to 31/07/2022

Meet Program

Heat 5 Finals (#38 Girls 10 & Over 100 SC Meter Freestyle)

0	Nona Renshaw, Ellie	13	Marlin Coast	1:16.12	___
1	Nock, Miya	14	Marlin Coast	1:14.77	___
2	Leary, Claire	15	Marlin Coast	1:13.77	___
3	Sullivan, Claudia	13	Saints	1:13.53	___
4	Pearson, Bailey	13	Tobruk	1:13.19	___
5	Thouroude, Chantal	11	Marlin Coast	1:13.28	___
6	Millar, Abbie	11	Malanda	1:13.69	___
7	Scholes, Amelie	12	Stingrays	1:14.37	___
8	Suntsova, Elizabeth	13	Saints	1:15.02	___
9	Balderson, Mila	11	Central Cairns	1:17.28	___

Heat 6 of 9 Finals

0	O'Neile, Chloe	11	Marlin Coast	1:24.11	___
1	Hogan, Casey	11	Central Cairns	1:23.64	___
2	Stewart, Madeline	12	Stingrays	1:21.68	___
3	Howe, Natalia	14	Tobruk	1:18.55	___
4	Luxford, Emelia	15	Saints	1:18.49	___
5	Difrancesco, Tamarin	14	Saints	1:18.53	___
6	Ganzevles, Jitte	14	Stingrays	1:18.63	___
7	Njaramba, Lisa	11	Tas Swimming	1:23.25	___
8	Rickson, Maiya	11	Central Cairns	1:24.03	___
9	Allcorn, Piper	10	Central Cairns	1:24.28	___

Heat 7 of 9 Finals

0	Pedler, Lauren	11	Stingrays	1:28.59	___
1	Emmitt, Mali	12	Tobruk	1:27.60	___
2	Hunter, Tanasyn	13	Mareeba	1:26.80	___
3	Dalmeyer, Eloise	11	Stingrays	1:25.65	___
4	Ah Loy-Coutts, Mikayla	11	Mareeba	1:25.28	___
5	McMinimee, Cathie	12	Central Cairns	1:25.35	___
6	Hewitt, Brooklyn	11	Marlin Coast	1:26.58	___
7	Simms, Isabelle	13	Mareeba	1:27.02	___
8	Macmillan, Georgia	13	Cooktown	1:28.29	___
9	Lenton-Cater, Ivy	11	Stingrays	1:29.67	___

Heat 8 of 9 Finals

0	Dunn, Camryn	11	Tas Swimming	1:41.74	___
1	Hansor, Emily	10	Tobruk	1:39.34	___
2	Field, Sienna	11	Central Cairns	1:35.28	___
3	Marek, Abbey	11	Central Cairns	1:31.70	___
4	Hewitt, Ashley	10	Marlin Coast	1:31.23	___
5	Crumpton, Millie	11	Central Cairns	1:31.54	___
6	De la Fonteyne, Zara	11	Stingrays	1:32.90	___
7	Simms, Alice	10	Mareeba	1:38.43	___
8	Krause, Layla	12	Stingrays	1:41.39	___
9	Daley, Mikayla	11	Tobruk	1:44.89	___

Heat 9 of 9 Finals

2	Pensio, Ava	11	Cooktown	1:59.33	___
3	Whittaker, Sapphire	13	Cooktown	1:48.56	___
4	Habgood, Tully	10	Marlin Coast	1:45.91	___
5	Montgomery, Matilda	11	Cooktown	1:47.99	___
6	Miotto, Isabel	10	Stingrays	1:54.83	___
7	Cowley, Lilly	13	Saints	2:45.14	___

Event 39 Boys 8-10 50 SC Meter Butterfly

Lane	Name	Age	Team	Seed Time	
------	------	-----	------	-----------	--

Heat 1 of 2 Finals

0	Ross, Clancy	9	Marlin Coast	58.30	___
1	Rickson, Ellis	10	Central Cairns	53.92	___
2	Camarlinghi, Liam	10	Saints	53.13	___
3	Hunt, Chase	10	Cooktown	50.03	___
4	Loveridge, Oscar	10	Marlin Coast	36.66	___
5	Riley, Shaun	10	Tully	48.20	___
6	Pensio, Maia	10	Cooktown	50.10	___
7	Dalmeyer, Fraser	9	Stingrays	53.47	___
8	Kidd, Patrick	10	Malanda	55.68	___
9	Loveridge, Archie	9	Marlin Coast	58.45	___

Heat 2 of 2 Finals

3	Murphy, Ty	9	Marlin Coast	1:26.35	___
4	Riley, Blake	8	Tully	59.76	___
5	Hudson, Taylor	10	Marlin Coast	1:16.57	___

Event 40 Girls 8-10 50 SC Meter Butterfly

Lane	Name	Age	Team	Seed Time	
------	------	-----	------	-----------	--

Heat 1 of 3 Finals

0	Treloar, Natalie	10	Cooktown	51.79	___
1	Allcorn, Piper	10	Central Cairns	48.68	___
2	Page, Sienna	10	Stingrays	47.78	___
3	Greenwood, Eva	10	Stingrays	47.03	___
4	Sneddon, Madeleine	9	Tas Swimming	45.71	___
5	Hegamaea, Haila	10	Cooktown	45.81	___
6	Libke, Elise	9	Tobruk	47.55	___
7	Hansor, Emily	10	Tobruk	48.16	___
8	Cracknell, Lucy	10	Stingrays	51.53	___
9	Hewitt, Ashley	10	Marlin Coast	54.29	___

Heat 2 of 3 Finals

0	Habgood, Tully	10	Marlin Coast	1:04.00	___
1	Glaspy, Kinsley	9	Malanda	1:02.97	___
2	Cerutti, Jessica	8	Saints	57.45	___
3	Greenwood, Isabelle	9	Stingrays	56.15	___
4	Drown, Piper	10	Marlin Coast	55.69	___
5	Palmer, Ella	10	Saints	55.73	___
6	Musumeci, Ella	9	Stingrays	56.39	___
7	Miotto, Isabel	10	Stingrays	59.13	___
8	Coleman, Elizabeth	9	Tas Swimming	1:03.74	___
9	Donovan, Maycee	10	Marlin Coast	1:05.98	___

Heat 3 of 3 Finals

2	Field, Stella	9	Central Cairns	1:32.29	___
3	Harper, Mia	8	Tobruk	1:12.21	___
4	Webber, Zola	8	Central Cairns	1:07.42	___
5	Piccolo, Rianna	9	Stingrays	1:11.33	___
6	Hensen, Zabella	10	Atherton	1:13.56	___

Event 41 Boys 10 & Over 200 SC Meter Backstroke

Lane	Name	Age	Team	Seed Time	
------	------	-----	------	-----------	--

Heat 1 of 1 Finals

1	Lowrey, Joshua	14	Stingrays	2:59.66	___
2	Hudson, Cooper	12	Marlin Coast	2:59.21	___
3	Stemp, Aidan	14	Saints	2:35.35	___
4	Woodward, Ryan	18	Stingrays	2:10.81	___
5	An, Albert Damin	15	Tas Swimming	2:23.10	___
6	Dutton, Austin	13	Marlin Coast	2:43.78	___
7	Murray, Taj	14	Marlin Coast	2:59.51	___
8	Ganzevles, Biem	12	Stingrays	3:20.82	___

2022 FNQ Short Course Championships - 30/07/2022 to 31/07/2022

Meet Program

Event 42 Girls 10 & Over 200 SC Meter Backstroke

Lane	Name	Age	Team	Seed Time
Heat 1 of 2 Finals				
0	Travers-Mason, Kai	14	Stingrays	2:44.54
1	Greatorex, Sophie	12	Saints	2:41.67
2	Rothwell, Aisling	16	Stingrays	2:34.06
3	Snelling, Leah	15	Tas Swimming	2:30.54
4	Salecich, Emilee	17	Stingrays	2:20.66
5	Morris, Lauren	16	Stingrays	2:27.80
6	Galea, Annabel	15	Saints	2:32.58
7	McCallum, Sophie	14	Tully	2:35.56
8	Harris, Mia	17	Marlin Coast	2:44.15
9	Graham, Hayley	16	Marlin Coast	2:45.64
Heat 2 of 2 Finals				
2	Hanson, Jordaan	16	Stingrays	2:53.25
3	Ganzevles, Jitte	14	Stingrays	2:48.38
4	Warnest, Lara	14	Central Cairns	2:47.29
5	Chen, Joanna	14	Tas Swimming	2:47.90
6	Higginson, Isabella	14	Stingrays	2:48.97
7	Cowley, Lilly	13	Saints	3:11.92

Event 43 Boys 11 & Over 50 SC Meter Butterfly

Lane	Name	Age	Team	Seed Time
Heat 1 of 3 Finals				
0	Murray, Taj	14	Marlin Coast	32.56
1	Rogers, Mitchell	17	Marlin Coast	30.85
2	Hughes, Brady	17	Atherton	29.40
3	Foote, Nathan	20	Stingrays	27.55
4	Layton, William	19	Marlin Coast	25.87
5	Lloyd, Connor	19	Stingrays	26.80
6	Williams, Lenny	17	Marlin Coast	28.91
7	Thouroude, Sebastien	15	Marlin Coast	30.10
8	Mocci, Ludovico	15	Marlin Coast	31.61
9	Turnbull, Joel	17	Stingrays	32.87
Heat 2 of 3 Finals				
0	Andronicus, Nathan S14	15	Marlin Coast	39.95
1	Finlay, Fraser	13	Marlin Coast	37.47
2	Sorensen, Henrik	15	Tas Swimming	35.53
3	Rickson, Callum	14	Central Cairns	34.66
4	Galea, Jonathan	13	Saints	33.28
5	Ryder, Samuel	15	Cooktown	34.59
6	Thouroude, Nicolas	13	Marlin Coast	35.43
7	Rowbotham, Matthew	12	Saints	36.19
8	Cheng (V), Joshua	11	CitySydney	39.11
9	Moolman, Mathys	14	Marlin Coast	40.40
Heat 3 of 3 Finals				
0	Macmillan, Carrick	11	Cooktown	1:02.73
1	Habermann, Rudi	11	Cooktown	49.01
2	Howe, James	12	Tobruk	47.73
3	Sneddon, Peter	13	Tas Swimming	46.06
4	Whittaker, Slayde	14	Cooktown	41.47
5	Ryder, Jett	13	Cooktown	45.27
6	Eade, David S9	22	Atherton	47.68
7	Turnbull, Noah	11	Tas Swimming	48.71
8	Ryder, Cruze	11	Cooktown	50.46
9	Bartley, Michael	14	Marlin Coast	1:41.60

Event 44 Girls 11 & Over 50 SC Meter Butterfly

Lane	Name	Age	Team	Seed Time
Heat 1 of 6 Finals				
0	Leighton, Talisha	16	Central Cairns	32.40
1	Waters, Amber	22	Stingrays	31.56
2	McCallum, Sophie	14	Tully	30.69
3	Robinson, Amber	16	Tas Swimming	30.27
4	Deane, Jessica	15	Stingrays	28.86
5	Morris, Lauren	16	Stingrays	28.98
6	Millar, Kelsie	15	Malanda	30.65
7	Tottman, Summer	14	Marlin Coast	31.16
8	Taylor, Emily	16	Stingrays	31.90
9	Pullar, Emma	15	Stingrays	32.52
Heat 2 of 6 Finals				
0	Harris, Mia	17	Marlin Coast	34.66
1	Harris, Riley	15	Central Cairns	34.34
2	Lulham, Arabella	12	Marlin Coast	33.91
3	Brown, Emily	14	Stingrays	33.16
4	Kuwabara, Ema	17	Tas Swimming	32.74
5	Craig, Kyah	14	Central Cairns	33.07
6	Olds, Tara	15	Tas Swimming	33.66
7	Simmonds, Hannah-Rose	16	Central Cairns	34.32
8	Robinson, Rebecca	16	Tas Swimming	34.39
9	Walkear, Ruby	13	Stingrays	34.93
Heat 3 of 6 Finals				
0	Pearson, Bailey	13	Tobruk	37.65
1	Millar, Abbie	11	Malanda	37.50
2	Young, Lily	12	Marlin Coast	37.15
3	Sullivan, Claudia	13	Saints	36.37
4	Whitby, Rylee	14	Stingrays	35.88
5	Graham, Lexi	14	Marlin Coast	36.34
6	Molina, Jay	14	Marlin Coast	36.48
7	Scholes, Amelie	12	Stingrays	37.26
8	Percy, Jamie	12	Stingrays	37.55
9	Thouroude, Chantal	11	Marlin Coast	37.69
Heat 4 of 6 Finals				
0	McMinimee, Cathie	12	Central Cairns	43.32
1	Hogan, Casey	11	Central Cairns	40.96
2	Leary, Claire	15	Marlin Coast	39.27
3	Suntsova, Elizabeth	13	Saints	38.57
4	Smith, Shelby	14	Saints	38.01
5	Howe, Natalia	14	Tobruk	38.50
6	Hegamaea, Lakea	13	Cooktown	38.62
7	Nona Renshaw, Ellie	13	Marlin Coast	39.43
8	Cowley, Lilly	13	Saints	41.53
9	Dalmeyer, Eloise	11	Stingrays	43.76
Heat 5 of 6 Finals				
1	Montgomery, Matilda	11	Cooktown	54.10
2	Macmillan, Georgia	13	Cooktown	47.64
3	Hewitt, Brooklyn	11	Marlin Coast	45.98
4	Marek, Abbey	11	Central Cairns	44.64
5	Hunter, Tanasyn	13	Mareeba	45.85
6	Njaramba, Lisa	11	Tas Swimming	46.48
7	Crompton, Millie	11	Central Cairns	50.68
8	Whittaker, Sapphire	13	Cooktown	54.83
Heat 6 of 6 Finals				
3	Pensio, Ava	11	Cooktown	1:02.81
4	Dunn, Camryn	11	Tas Swimming	55.35
5	Rickson, Maiya	11	Central Cairns	56.98

2022 FNQ Short Course Championships - 30/07/2022 to 31/07/2022

Meet Program

Event 45 Boys 8-10 50 SC Meter Backstroke

Lane	Name	Age	Team	Seed Time
Heat 1 of 2 Finals				
1	Rickson, Ellis	10	Central Cairns	52.92
2	Loveridge, Archie	9	Marlin Coast	51.41
3	Riley, Shaun	10	Tully	46.24
4	Loveridge, Oscar	10	Marlin Coast	41.13
5	Pensio, Maia	10	Cooktown	45.34
6	Ross, Clancy	9	Marlin Coast	50.49
7	Hunt, Chase	10	Cooktown	51.79
8	Riley, Blake	8	Tully	54.31
Heat 2 of 2 Finals				
1	Alden, Benjamin	10	Saints	58.34
2	Suntsov, Mark	10	Saints	56.10
3	Hudson, Taylor	10	Marlin Coast	55.72
4	Kidd, Patrick	10	Malanda	54.57
5	Camarlinghi, Liam	10	Saints	54.61
6	Houlihan, Finn	10	Stingrays	56.04
7	Scholes, Thomas	9	Stingrays	56.31
8	Murphy, Ty	9	Marlin Coast	1:02.90

Event 46 Girls 8-10 50 SC Meter Backstroke

Lane	Name	Age	Team	Seed Time
Heat 1 of 4 Finals				
1	Treloar, Natalie	10	Cooktown	48.79
2	Turnbull, Chelsea	10	Tas Swimming	47.19
3	Cracknell, Lucy	10	Stingrays	44.89
4	Greenwood, Eva	10	Stingrays	44.56
5	Allcorn, Piper	10	Central Cairns	44.57
6	Libke, Elise	9	Tobruk	46.69
7	Hegamaea, Haila	10	Cooktown	47.84
8	Page, Sienna	10	Stingrays	48.85
Heat 2 of 4 Finals				
1	Glaspay, Kinsley	9	Malanda	52.72
2	Drown, Piper	10	Marlin Coast	52.45
3	Rees, Matilda	10	Stingrays	50.21
4	Hewitt, Ashley	10	Marlin Coast	49.87
5	Hansor, Emily	10	Tobruk	50.19
6	Sneddon, Madeleine	9	Tas Swimming	50.24
7	Palmela, Sophia	10	Tobruk	52.57
8	Greenwood, Isabelle	9	Stingrays	54.10
Heat 3 of 4 Finals				
1	Webber, Mahlie	10	Central Cairns	57.89
2	Albrecht, Izabella	9	Tobruk	56.73
3	Webber, Zola	8	Central Cairns	56.42
4	Donovan, Maycee	10	Marlin Coast	54.84
5	Habgood, Tully	10	Marlin Coast	55.25
6	Musumeci, Ella	9	Stingrays	56.63
7	Miotto, Isabel	10	Stingrays	57.23
8	Palmer, Ella	10	Saints	58.69
Heat 4 of 4 Finals				
1	Cerutti, Jessica	8	Saints	1:07.42
2	Field, Stella	9	Central Cairns	1:03.69
3	Harper, Mia	8	Tobruk	1:01.86
4	Allcorn, Frankie	8	Central Cairns	58.75
5	Coleman, Elizabeth	9	Tas Swimming	59.11
6	Hensen, Zabella	10	Atherton	1:03.52
7	Piccolo, Rianna	9	Stingrays	1:04.15
8	Alden, Ada	8	Saints	1:08.24

Event 47 Boys 11 & Over 100 SC Meter IM

Lane	Name	Age	Team	Seed Time
Heat 1 of 4 Finals				
0	Turnbull, Joel	17	Stingrays	1:16.11
1	Hughes, Brady	17	Atherton	1:12.10
2	An, Albert Damin	15	Tas Swimming	1:05.71
3	Tutu, Daejahn	18	Central Cairns	1:04.46
4	Foote, Nathan	20	Stingrays	1:02.65
5	Lloyd, Connor	19	Stingrays	1:04.26
6	Menzies, Bryce	16	Marlin Coast	1:04.94
7	Tutu, Tyrene	16	Central Cairns	1:10.37
8	Stemp, Aidan	14	Saints	1:12.23
9	Murray, Taj	14	Marlin Coast	1:16.26
Heat 2 of 4 Finals				
0	Craig, Koby	11	Central Cairns	1:31.46
1	Moolman, Mathys	14	Marlin Coast	1:24.78
2	Chohan, Shaan	15	Atherton	1:21.03
3	Rickson, Callum	14	Central Cairns	1:18.34
4	Dutton, Austin	13	Marlin Coast	1:16.74
5	Mcnamara, Liam	14	Central Cairns	1:16.79
6	Turnbull, Nathan	14	Tas Swimming	1:19.43
7	Thouroude, Sebastien	15	Marlin Coast	1:23.97
8	Finlay, Fraser	13	Marlin Coast	1:29.78
9	Cheng (V), Joshua	11	CitySydney	1:31.58
Heat 3 of 4 Finals				
1	Macmillan, Carrick	11	Cooktown	1:45.13
2	Howe, James	12	Tobruk	1:44.11
3	Whittaker, Slayde	14	Cooktown	1:41.01
4	De Carlo, Raiden	11	Marlin Coast	1:35.80
5	Turnbull, Noah	11	Tas Swimming	1:38.12
6	Ryder, Jett	13	Cooktown	1:42.25
7	Ryder, Cruze	11	Cooktown	1:44.66
8	Habermann, Rudi	11	Cooktown	1:45.90
Heat 4 of 4 Finals				
3	Ryder, Samuel	15	Cooktown	1:49.93
4	Mittempergher, Noah	12	Marlin Coast	1:45.91
5	Sneddon, Peter	13	Tas Swimming	1:49.04

Event 48 Girls 11 & Over 100 SC Meter IM

Lane	Name	Age	Team	Seed Time
Heat 1 of 4 Finals				
0	Brown, Emily	14	Stingrays	1:16.79
1	Hanson, Jordaan	16	Stingrays	1:16.22
2	Waters, Amber	22	Stingrays	1:13.12
3	Deane, Jessica	15	Stingrays	1:10.18
4	Taylor, Emily	16	Stingrays	1:08.43
5	Robinson, Amber	16	Tas Swimming	1:09.02
6	Lockyer, Summer	14	Saints	1:12.92
7	McCallum, Sophie	14	Tully	1:13.47
8	Vickers, Emily	13	Marlin Coast	1:16.64
9	Chen, Joanna	14	Tas Swimming	1:17.37

2022 FNQ Short Course Championships - 30/07/2022 to 31/07/2022

Meet Program

Heat 2 Finals (#48 Girls 11 & Over 100 SC Meter IM)

0	Nona Renshaw, Ellie	13	Marlin Coast	1:30.15	___
1	Luxford, Emelia	15	Saints	1:27.76	___
2	Molina, Jay	14	Marlin Coast	1:23.24	___
3	Smith, Shelby	14	Saints	1:21.73	___
4	Harris, Riley	15	Central Cairns	1:17.39	___
5	Robinson, Rebecca	16	Tas Swimming	1:17.47	___
6	Harris, Mia	17	Marlin Coast	1:22.15	___
7	Suntsova, Elizabeth	13	Saints	1:24.49	___
8	Thouroude, Chantal	11	Marlin Coast	1:28.39	___
9	Howe, Natalia	14	Tobruk	1:30.50	___

Heat 3 of 4 Finals

0	Field, Sienna	11	Central Cairns	1:51.41	___
1	Macmillan, Georgia	13	Cooktown	1:42.58	___
2	Ah Loy-Coutts, Mikayla	11	Mareeba	1:39.87	___
3	Rickson, Maiya	11	Central Cairns	1:33.04	___
4	Hogan, Casey	11	Central Cairns	1:30.54	___
5	Cowley, Lilly	13	Saints	1:30.83	___
6	Njaramba, Lisa	11	Tas Swimming	1:38.58	___
7	Hunter, Tanasyn	13	Mareeba	1:40.27	___
8	Marek, Abbey	11	Central Cairns	1:49.99	___
9	Dunn, Camryn	11	Tas Swimming	1:54.25	___

Heat 4 of 4 Finals

3	Whittaker, Sapphire	13	Cooktown	2:20.26	___
4	Pensio, Ava	11	Cooktown	2:00.87	___
5	Montgomery, Matilda	11	Cooktown	2:06.38	___

Event 49 Boys 8-10 100 SC Meter IM

Lane	Name	Age	Team	Seed Time	
------	------	-----	------	-----------	--

Heat 1 of 2 Finals

0	Hunt, Chase	10	Cooktown	1:51.15	___
1	Ross, Clancy	9	Marlin Coast	1:48.84	___
2	Rickson, Ellis	10	Central Cairns	1:47.53	___
3	Riley, Shaun	10	Tully	1:40.23	___
4	Loveridge, Oscar	10	Marlin Coast	1:22.90	___
5	Pensio, Maia	10	Cooktown	1:38.61	___
6	Loveridge, Archie	9	Marlin Coast	1:44.81	___
7	Kidd, Patrick	10	Malanda	1:48.06	___
8	Dalmeyer, Fraser	9	Stingrays	1:50.40	___
9	Riley, Blake	8	Tully	1:54.91	___

Heat 2 of 2 Finals

3	Hudson, Taylor	10	Marlin Coast	2:05.00	___
4	Scholes, Thomas	9	Stingrays	1:59.69	___
5	Camarlinghi, Liam	10	Saints	2:04.07	___
6	Murphy, Ty	9	Marlin Coast	2:07.24	___

Event 50 Girls 8-10 100 SC Meter IM

Lane	Name	Age	Team	Seed Time	
------	------	-----	------	-----------	--

Heat 1 of 3 Finals

0	Hewitt, Ashley	10	Marlin Coast	1:47.89	___
1	Sneddon, Madeleine	9	Tas Swimming	1:44.97	___
2	Page, Sienna	10	Stingrays	1:40.61	___
3	Libke, Elise	9	Tobruk	1:37.87	___
4	Greenwood, Eva	10	Stingrays	1:36.56	___
5	Cracknell, Lucy	10	Stingrays	1:36.64	___
6	Allcorn, Piper	10	Central Cairns	1:39.62	___
7	Hansor, Emily	10	Tobruk	1:42.21	___
8	Treloar, Natalie	10	Cooktown	1:47.42	___
9	Drown, Piper	10	Marlin Coast	1:48.19	___

Heat 2 of 3 Finals

0	Musumeci, Ella	9	Stingrays	2:01.76	___
1	Habgood, Tully	10	Marlin Coast	2:01.17	___
2	Webber, Zola	8	Central Cairns	1:59.63	___
3	Palmela, Sophia	10	Tobruk	1:52.81	___
4	Turnbull, Chelsea	10	Tas Swimming	1:48.24	___
5	Hegamaea, Haila	10	Cooktown	1:48.52	___
6	Glaspay, Kinsley	9	Malanda	1:53.05	___
7	Miotto, Isabel	10	Stingrays	2:00.56	___
8	Greenwood, Isabelle	9	Stingrays	2:01.44	___
9	Donovan, Maycee	10	Marlin Coast	2:02.79	___

Heat 3 of 3 Finals

2	Piccolo, Rianna	9	Stingrays	2:12.55	___
3	Cerutti, Jessica	8	Saints	2:08.96	___
4	Hensen, Zabella	10	Atherton	2:07.13	___
5	Allcorn, Frankie	8	Central Cairns	2:08.77	___
6	Webber, Mahlie	10	Central Cairns	2:09.40	___
7	Field, Stella	9	Central Cairns	2:31.64	___

Event 51 Boys 13 & Over 1500 SC Meter Freestyle

Lane	Name	Age	Team	Seed Time	
------	------	-----	------	-----------	--

Heat 1 of 1 Finals

2	West, Marcus	19	Stingrays	16:09.43	___
3	Robertson, Callum	14	Saints	18:31.14	___

Event 52 Girls 13 & Over 1500 SC Meter Freestyle

Lane	Name	Age	Team	Seed Time	
------	------	-----	------	-----------	--

Heat 1 of 1 Finals

6	Tottman, Summer	14	Marlin Coast	18:23.59	___
7	Salecich, Emilee	17	Stingrays	19:08.97	___

Event 53 Mixed 10 & Under 100 SC Meter Medley Relay

Lane	Team	Relay	Seed Time	
------	------	-------	-----------	--

Heat 1 of 1 Finals

1	Stingrays	B	NT	___
	1) Houlihan, Finn M10		2) Dalmeyer, Fraser M9	
	3) Page, Sienna W10		4) Rees, Matilda W10	
2	Tas Swimming	A	NT	___
	1) Sneddon, Madeleine W9		2) Coleman, Elizabeth W9	
	3) Turnbull, Chelsea W10		4) Yet Foy, Hannah W7	
3	Saints	A	NT	___
	1) Suntsov, Mark M10		2) McLeod, Kensey W10	
	3) Camarlinghi, Liam M10		4) Palmer, Ella W10	
4	Central Cairns	A	1:45.85	___
	1) Webber, Zola W8		2) Webber, Mahlie W10	
	3) Allcorn, Piper W10		4) Rickson, Ellis M10	
5	Stingrays	A	1:48.03	___
	1) Greenwood, Eva W10		2) Cracknell, Lucy W10	
	3) Mueller, Lennard M10		4) Oliver, Darcy M10	
6	Marlin Coast	A	NT	___
	1) Loveridge, Archie M9		2) Hewitt, Ashley W10	
	3) Loveridge, Oscar M10		4) Drown, Piper W10	
7	Cooktown	A	NT	___
	1) Treloar, Natalie W10		2) Pensio, Maia M10	
	3) Hegamaea, Haila W10		4) Hunt, Chase M10	
8	Marlin Coast	B	NT	___
	1) Donovan, Maycee W10		2) Murphy, Ty M9	
	3) Habgood, Tully W10		4) Hudson, Taylor M10	

2022 FNQ Short Course Championships - 30/07/2022 to 31/07/2022

Meet Program

Event 54 Boys 13 & Under 200 SC Meter Medley Relay

Lane	Team	Relay	Seed Time
Heat 1 of 1 Finals			
1	Stingrays	A	3:08.53
	1) Milne, Luis 11	2) Dalmeyer, Fraser 9	
	3) Mueller, Lennard 10	4) Ganzevles, Biem 12	
2	Tas Swimming	A	2:58.56
	1) Turnbull, Noah 11	2) Sneddon, Peter 13	
	3) Snelling, Jesse 11	4) Harpley, James 13	
3	Marlin Coast	B	2:33.61
	1) Mocchi, Sebastiano 12	2) De Carlo, Raiden 11	
	3) Finlay, Fraser 13	4) Mittempergher, Noah 12	
4	Marlin Coast	A	2:17.89
	1) Hudson, Cooper 12	2) Thouroude, Nicolas 13	
	3) Dutton, Austin 13	4) Loveridge, Oscar 10	
5	Saints	A	2:25.17
	1) Lockyer, Logan 12	2) Galea, Jonathan 13	
	3) Rowbotham, Matthew 12	4) Connors, Cooper 12	
6	Central Cairns	A	2:41.19
	1) Langtree, James 12	2) Marek, Cooper 13	
	3) Harris, Liam 12	4) Craig, Koby 11	
7	Cooktown	A	3:06.54
	1) Ryder, Jett 13	2) Macmillan, Carrick 11	
	3) Ryder, Cruze 11	4) Habermann, Rudi 11	
8	Saints	B	3:14.97
	1) Cerutti, Luke 12	2) Alden, Oliver 13	
	3) Cheng (V), Joshua 11	4) Pearce, Flynn 12	

Event 55 Girls 13 & Under 200 SC Meter Medley Relay

Lane	Team	Relay	Seed Time
Heat 1 of 1 Finals			
0	Tas Swimming	A	3:18.35
	1) Njaramba, Lisa 11	2) Dunn, Camryn 11	
	3) Sneddon, Madeleine 9	4) Coleman, Elizabeth 9	
1	Cooktown	A	2:51.48
	1) Macmillan, Georgia 13	2) Hegamaea, Haila 10	
	3) Hegamaea, Lakea 13	4) Whittaker, Sapphire 13	
2	Stingrays	B	2:48.51
	1) Stewart, Madeline 12	2) Cracknell, Lucy 10	
	3) Dalmeyer, Eloise 11	4) Greenwood, Eva 10	
3	Saints	A	2:32.20
	1) Greatorex, Sophie 12	2) Suntsova, Elizabeth 13	
	3) Sullivan, Claudia 13	4) Cowley, Lilly 13	
4	Stingrays	A	2:24.72
	1) Walkear, Ruby 13	2) Percy, Jamie 12	
	3) Scholes, Amelie 12	4) Pedler, Naomi 13	
5	Marlin Coast	A	2:30.49
	1) Vickers, Emily 13	2) Lulham, Arabella 12	
	3) Young, Lily 12	4) Thouroude, Chantal 11	
6	Central Cairns	A	2:45.67
	1) Crumpton, Millie 11	2) Hogan, Casey 11	
	3) Balderson, Mila 11	4) Rickson, Maiya 11	
7	Tobruk	A	2:50.04
	1) Bennett, Zahra 11	2) Hansor, Emily 10	
	3) Libke, Elise 9	4) Pearson, Bailey 13	
8	Marlin Coast	B	3:00.18
	1) O'Neile, Chloe 11	2) Hewitt, Ashley 10	
	3) Hewitt, Brooklyn 11	4) Nona Renshaw, Ellie 13	
9	Tobruk	B	3:34.80
	1) Sokolowski, Lylla 12	2) Daley, Mikayla 11	
	3) Harper, Mia 8	4) Palmela, Sophia 10	

Event 56 Boys 200 SC Meter Medley Relay

Lane	Team	Relay	Seed Time
Heat 1 of 1 Finals			
1	Stingrays	B	2:19.04
	1) Ganzevles, Biem 12	2) Milne, Nate 15	
	3) Turnbull, Joel 17	4) Lowrey, Joshua 14	
2	Tas Swimming	A	2:10.83
	1) Harpley, James 13	2) An, Albert Damin 15	
	3) Turnbull, Nathan 14	4) Sorensen, Henrik 15	
3	Central Cairns	A	2:06.87
	1) Tutu, Daejahn 18	2) Tutu, Tyrene 16	
	3) Mcnamara, Liam 14	4) Rickson, Callum 14	
4	Stingrays	A	1:56.07
	1) Foote, Nathan 20	2) Woodward, Ryan 18	
	3) Lloyd, Connor 19	4) Field, Robert 17	
5	Marlin Coast	A	2:02.91
	1) Menzies, Bryce 16	2) Williams, Lenny 17	
	3) Layton, William 19	4) Loveridge, Hugo 14	
6	Marlin Coast	B	2:06.88
	1) Dutton, Austin 13	2) Thouroude, Nicolas 13	
	3) Thouroude, Sebastien 15	4) Mocchi, Ludovico 15	
7	Saints	A	2:18.36
	1) Lockyer, Logan 12	2) Galea, Jonathan 13	
	3) Rowbotham, Matthew 12	4) Stemp, Aidan 14	

Event 57 Girls 200 SC Meter Medley Relay

Lane	Team	Relay	Seed Time
Heat 1 of 1 Finals			
1	Marlin Coast	B	2:27.62
	1) Graham, Hayley 16	2) Molina, Jay 14	
	3) Lulham, Arabella 12	4) Young, Lily 12	
2	Tas Swimming	A	2:14.42
	1) Chen, Joanna 14	2) Robinson, Rebecca 16	
	3) Robinson, Amber 16	4) Snelling, Leah 15	
3	Stingrays	B	2:10.27
	1) Salecich, Emilee 17	2) Rothwell, Aisling 16	
	3) Brown, Emily 14	4) Higginson, Isabella 14	
4	Saints	A	1:58.45
	1) Galea, Annabel 15	2) Smith, Shelby 14	
	3) Lockyer, Summer 14	4) Greatorex, Sophie 12	
5	Stingrays	A	2:00.10
	1) Morris, Lauren 16	2) Taylor, Emily 16	
	3) Deane, Jessica 15	4) Ganfield, Rayner 15	
6	Marlin Coast	A	2:13.99
	1) Harris, Mia 17	2) Graham, Lexi 14	
	3) Tottman, Summer 14	4) Vickers, Emily 13	
7	Central Cairns	A	2:20.10
	1) Craig, Kyah 14	2) Harris, Riley 15	
	3) Leighton, Talisha 16	4) Simmonds, Hannah-Rose 16	

2022 FNQ Short Course Championships - 30/07/2022 to 31/07/2022

Meet Program

Event 58 Mixed 200 SC Meter Medley Relay

Lane	Team	Relay	Seed Time
Heat 1 of 1 Finals			
0	Central Cairns	A	NT
	1) Warnest, Lara W14	2) Simmonds, Joel M14	
	3) Foley, Patrick M14	4) McMinimee, Cathie W12	
1	Tas Swimming	B	2:31.98
	1) Chen, Joanna W14	2) Snelling, Jesse M11	
	3) Robinson, Rebecca W16	4) Turnbull, Nathan M14	
2	Saints	A	2:16.85
	1) Stemp, Aidan M14	2) Galea, Jonathan M13	
	3) Lockyer, Summer W14	4) Galea, Annabel W15	
3	Tas Swimming	A	2:10.54
	1) Robinson, Amber W16	2) An, Albert Damin M15	
	3) Snelling, Leah W15	4) Harpley, James M13	
4	Marlin Coast	A	2:02.48
	1) Vickers, Emily W13	2) Williams, Lenny M17	
	3) Tottman, Summer W14	4) Layton, William M19	
5	Stingrays	A	2:02.63
	1) Pullar, Emma W15	2) Waters, Amber W22	
	3) Lloyd, Connor M19	4) Woodward, Ryan M18	
6	Stingrays	B	2:10.93
	1) Foote, Nathan M20	2) Beck, Natalie W14	
	3) Hanson, Jordaan W16	4) Lowrey, Joshua M14	
7	Marlin Coast	B	2:18.68
	1) Menzies, Bryce M16	2) Graham, Lexi W14	
	3) Loveridge, Hugo M14	4) Thouroude, Chantal W11	
8	Cooktown	A	2:37.51
	1) Macmillan, Georgia W13	2) Hegamaea, Lakea W13	
	3) Ryder, Samuel M15	4) Whittaker, Slayde M14	



ABN: 38 008 652 987
PO Box 104W, Westcourt QLD 4870
info@fnqswimming.com.au

www.fnqswimming.com.au