


Cairns
Stingrays
Swimming Club



2023 long course Preparation Meet & Junior Carnival (*Sunday*)

Saturday-Sunday 18th-19th February 2023

Woree Swimming Pool,
Pool Close, Woree

Gates Open: 8:30am (both days)
Start: 9:30am (both days)
Gate Entry: \$3.00 per day, non-competitors

Cairns
Stingrays
Swimming Club


Referees

Kathy Hare, Louise Nicholson, Alice Foote, Peter Clark, Cheryl Kidd, Aaron Habgood



Cairns
Stingrays
Swimming Club

with thanks to our major sponsor:



Baked on Red Hill

ARTISAN BAKERY

Proud sponsor of



Cairns
Stingrays
Swimming Club

*"Putting our dough into raising
the next batch of Champions"*



Cairns Stingrays Swimming Club

Cairns Stingrays Swimming Club wishes to thank these sponsors:



**Design
Kitchens**



EAGLE
ACCOUNTING

**AAⁿ Accounting
& Tax Services**



**WOREE
Sports
& Aquatic
CENTRE**





Welcome to our Swim Meet for the 2022-23 Season.

We hope that you all have a fun filled day and achieve your goals. Thank you to all of you for coming and giving your assistance and making this meet possible for the swimmers.

Swimming carnivals would not be possible without the co-operation of all volunteers who give their time to officiate.

Thanks to the Referees for giving their time generously.

Stingrays Committee



EFTPOS is available for food purchases at the canteen

\$100 board prize

Photography Policy

Cairns Stingrays welcomes the proper use of cameras at the venue. In nominating for this meet, swimmers agree that they may be photographed and that images may be used in publications, including but not restricted to, FNQ and Swimming Club websites or social media sites. Under no circumstances must photos / videos be taken in the change rooms.



Cairns Stingrays Swimming Club

Warm-Up; Under Coaches supervision

Lanes 2 to 7 are reserved throughout the whole of the warm up period as circle swimming lanes.

Lane 1 and 8 (north end) are reserved throughout the whole of the warm up period for dive sprints and walk backs. Swimmers must clear the lane immediately, and must use caution when doing a Backstroke start.



**SUPPORTING
OUR LOCAL
COMMUNITY**

Participating Clubs

Club name	Code	Female	Male	Athletes	Entries
Atherton SC Inc.	ATHER	5	4	9	40
Cairns Stingrays SC Inc.	SRAYS	30	19	49	254
Central Cairns Swimming Inc.	CENCA	15	9	24	117
Cooktown Asc. Inc.	COOK	9	9	18	134
Edge Hill SC Inc.	EDGE	5	2	7	26
Innisfail SC Inc.	INNIS	6	2	8	47
Lightning SC Inc.	LIGHT	2	1	3	17
Malanda Aquatic Dragons	MALAN	5	10	15	61
Mareeba SC Inc.	MAREE	7	1	8	48
Marlin Coast SC Inc.	MARLI	14	13	27	156
Saints SC Inc.	SAINT	14	12	26	110
TAS Swimming Inc.	TASSC	20	9	29	158
Tobruk Swim Club Inc.	TOBSC	13	7	20	105
Tully SC Inc.	TULLY	1	2	3	12
TOTAL	14	146	100	246	1285



Cairns Stingrays Swimming Club

Timekeeping Allocations

Refer to the tables below for Club lane allocations. Thank you to all clubs for giving your time generously; if any problems arise, please don't hesitate to bring this to our attention.

Lane Allocation

Lane 1	Lane 2	Lane 3	Lane 4	Lane 5	Lane 6	Lane 7	Lane 8
COOK	MAREE	ATHER	CENCA	TASSC	MARLI	TOBRUK	SRAYS
COOK	MARLI	SAINT	CENCA	TASSC	MARLI	TOBRUK	SRAYS
MALAN	TASSC	SAINT	CENCA	TASSC	MARLI	EDGE/ TULLY/ INNIS/LIGHT	SRAYS



Meet Mobile

**Swimmers, fans,
and coaches!**

Keep track of meets from the palm of your hand, no matter where you are.




Follow your favourite swimmers & teams


Flag swimmers and/or teams as 'favourites' and then easily filter down to see both completed results and upcoming schedule.

Used by more than a million Swimmers, Fans & Coaches





Cairns Stingrays Swimming Club



2023 Long Course Preparation Meet & Junior Carnival

Saturday

SESSION 1: 8:30am for a 9:30am START

M	F	Distance	Age	Stroke
1	2	1500	11&0	Freestyle
3	4	50	10&0	Butterfly
5	6	100	9&0	Freestyle
7	8	200	11&0	Backstroke
9	10	50	10&0	Breaststroke

30 min break

SESSION 2: SATURDAY

M	F	Distance	Age	Stroke
11	12	200	9&0	Ind. Medley
13	14	50	10&0	Backstroke
15	16	400	10&0	Freestyle
17	18	100	9&0	Butterfly
19	20	200	11&0	Breaststroke
21	22	200	Open	Medley Relay



Saturday & Sunday 18th - 19th February 2023

Woree Sports & Aquatic Centre,
Pool Close, Woree

Sunday

SESSION 3 (Junior Carnival): 8:30am for a 9:30am START

M	F	Distance	Age	Stroke
23	24	25	8&U *	Backstroke
25	26	50	8-9 *	Backstroke
27	28	25	8&U *	Butterfly
29	30	50	8-9 *	Butterfly
31	32	25	8&U *	Breaststroke
33	34	50	8-9 *	Breaststroke
35	36	25	8&U *	Freestyle
37	38	50	8&0 *	Freestyle
39	40	800	11&0	Freestyle

* 8 year olds cannot swim both 25 and 50 of the same stroke

30 min break (if schedule permits)

SESSION 4: SUNDAY

M	F	Distance	Age	Stroke
41	42	400	11&0	Ind. Medley
43	44	50	FINAL	Free Gift 9, 10, 11, 12, 13, 14, 15 & 16&0 (8 Lanes)
45	46	200	11&0	Freestyle
47	48	100	9&0	Breaststroke
49	50	200	11&0	Butterfly
51	52	100	9&0	Backstroke
53	54	200	Open	Freestyle Relay

Please refer to the second page for Conditions of Entry:



Please Read the Conditions of Entry

1. Age will be as at: 18 February 2023
2. All competitors must be a registered member of an affiliated SAL club or a visiting member of a FINA registered nation.
3. Rules will be the FINA rules and the By-Laws of Swimming Australia (SAL) and Swimming Queensland (SQ), competition will be under the direction of the Race Referee at all times. Any protests are to be in writing accompanied by a \$100 fee and lodged with the Race Referee within 30 minutes of the completion of the event.
4. 8yrs & Under can enter 25m Rule Tolerances Swims or 8 & Over swims, NOT BOTH.
5. Results will be multi aged 8 years to 17 years & Over.
6. NO AWARDS - this is your last chance to get your times for FNQ LC Champs.
7. * The fastest swimmer in 50m Free in the ages 9 yrs, 10yrs, 11yrs, 12yrs, 13yrs, 14yrs, 15yrs and 16 & O, for male and females, will be eligible to compete in the 50m FINAL. The CAIRNS STINGRAYS GIFT proudly sponsored by Woree Sports and Aquatic. The finals will be handicapped based on their 50m Free time recorded at this meet with the winners of the male and female Finals receiving \$50 First prize, \$30 Second prize and \$20 Third prize.
8. In nominating for this Meet, swimmers agree that they may be photographed and that their image may be used in publications, websites or social media sites.
9. All clubs will be notified of their time keeping duties in the final program. Time keeping positions will be allocated on the basis of the number of swimmers nominated from club entries.
10. Late entries will be accepted up until 30 minutes prior to the meet start time and incur a fee of \$10 per event.

All individual events will be by online nominations using the link provided on the FNQ Swimming website.

Nominations close on MONDAY 13 February 2023 @ 11.59pm

Relay nominations will be accepted on the day and must be advised in the lunch break. More than one team per club is acceptable.

Programmes are available to download from Cairns Stingrays website and the FNQ website.

NOMINATIONS: (excluding online surcharge)

8 Yrs & U 25 m events: \$2.50 per event

All other individual events: \$5.00 per event

Relay nominations: FREE & FUN

Photography Policy

In nominating for this meet, swimmers agree that they may be photographed and that images may be used in publications, including but not restricted to, FNQ and Swimming Club websites or social media sites.



**SUPPORTING
OUR LOCAL
COMMUNITY**



Menu

<i>Bacon & Egg Wraps</i>	\$5
<i>Pasta Bolognese</i>	\$5
<i>Asian Noodle Salad</i> <i>with Chicken</i>	\$5 \$8
<i>Chicken Sticks (Honey Soy)</i>	\$3
<i>Sushi Roll:</i>	
<i>Tuna</i>	\$4
<i>Chicken</i>	\$4
<i>Vege</i>	\$4

*Coffee, drinks, ice-creams, lollies and chips
are available from the kiosk*



2023 Cairns Stingrays Swim Club LC Prep Meet - 18/02/2023 to 19/02/2023

Meet Program

Event 3 Boys 10 & Over 50 LC Meter Butterfly

Lane	Name	Age	Team	Seed Time	
Heat 1 of 6 Finals					
1	Weiss, Martin	17	Malanda	30.77	___
2	McNamara, Liam	14	Central Cairns	30.28	___
3	Oguchi, Takeru	16	Tas Swimming	29.53	___
4	Foote, Nathan	20	Stingrays	28.06	___
5	Loveridge, Hugo	15	Marlin Coast	28.24	___
6	Thouroude, Sebastien	16	Marlin Coast	29.64	___
7	Rowbotham, Matthew	13	Saints	30.74	___
8	Miles, Oscar	15	Lightning SC	31.09	___
Heat 2 of 6 Finals					
1	Turnbull, Nathan	15	Tas Swimming	35.78	___
2	Loveridge, Oscar	11	Marlin Coast	35.00	___
3	Kito, Sunny	10	Stingrays	33.50	___
4	Murray, Taj	15	Marlin Coast	31.64	___
5	Lowrey, Joshua	14	Stingrays	32.15	___
6	Foley, Patrick	14	Central Cairns	34.49	___
7	Genge, Jackson	14	Atherton	35.10	___
8	Whittaker, Slayde	14	Cooktown	36.81	___
Heat 3 of 6 Finals					
1	Simmonds, Joel	14	Central Cairns	44.92	___
2	Howe, James	13	Tas Swimming	40.97	___
3	Ryder, Jett	13	Cooktown	39.33	___
4	Bartley, Michael	14	Marlin Coast	38.90	___
5	Wilson, Ulrich	12	Atherton	39.25	___
6	Peeters, Thomas	14	Malanda	39.97	___
7	Eade, David	23	Malanda	44.22	___
8	Giese, Archer	12	Cooktown	45.04	___
Heat 4 of 6 Finals					
1	Alden, Benjamin	11	Saints	49.01	___
2	Beck, Hayden	12	Stingrays	47.30	___
3	Habermann, Rudolf	12	Cooktown	46.23	___
4	Kaesler, Ryan	12	Atherton	45.94	___
5	Pensio, Maia	10	Cooktown	46.20	___
6	Sweeper, Harley	11	Mareeba	46.48	___
7	Ryder, Cruze	11	Cooktown	48.42	___
8	Oliver, Darcy	11	Stingrays	49.57	___
Heat 5 of 6 Finals					
1	Macmillan, Carrick	12	Cooktown	1:02.59	___
2	Giese, Max	10	Cooktown	57.26	___
3	Ross, Clancy	10	Tas Swimming	51.58	___
4	Sichter, Cooper	13	Tully	50.34	___
5	Hunt, Chase	11	Cooktown	50.70	___
6	Dalmeyer, Fraser	10	Stingrays	54.09	___
7	Cook, Noah	11	Innisfail	57.57	___
8	Scholes, Thomas	10	Stingrays	1:03.76	___
Heat 6 of 6 Finals					
1	Yan, Lucas	10	Tobruk	NT	___
2	Armstrong, Thomas	11	Tobruk	NT	___
3	Dimitrijevic, Antonije	15	Tas Swimming	NT	___
4	Sly, Camden	10	Malanda	1:15.07	___
5	Kilpatrick, Daniel	11	Tobruk	1:16.29	___
6	Parnaby, Oliver	14	Tobruk	NT	___
7	Duyckers, Beau	10	Tobruk	NT	___

Event 4 Girls 10 & Over 50 LC Meter Butterfly

Lane	Name	Age	Team	Seed Time	
Heat 1 of 9 Finals					
1	Brown, Emily	15	Stingrays	31.75	___
2	Robinson, Rebecca	17	Tas Swimming	31.62	___
3	Robinson, Amber	17	Tas Swimming	30.75	___
4	Deane, Jessica	15	Stingrays	28.44	___
5	McCallum, Sophie	15	Tully	29.97	___
6	Carey, Paige	15	Mareeba	31.52	___
7	Pullar, Emma	16	Stingrays	31.75	___
8	Walkear, Ruby	13	Tas Swimming	33.06	___
Heat 2 of 9 Finals					
1	Jones, Kyah	11	Central Cairns	35.02	___
2	Harris, Riley	15	Central Cairns	34.88	___
3	Craig, Kyah	15	Central Cairns	34.19	___
4	Andrejic, Maddison	15	Lightning SC	33.27	___
5	Hanson, Jordaan	17	Tas Swimming	33.31	___
6	Beck, Natalie	15	Stingrays	34.59	___
7	Howe, Natalia	15	Tas Swimming	34.91	___
8	Thouroude, Chantal	12	Marlin Coast	35.22	___
Heat 3 of 9 Finals					
1	Hogan, Casey	12	Central Cairns	38.42	___
2	Cooper, Mali	13	Cooktown	36.98	___
3	Scholes, Amelie	13	Stingrays	35.36	___
4	Travers-Mason, Kai	14	Stingrays	35.30	___
5	Whitby, Rylee	14	Stingrays	35.30	___
6	Molina, Jay	15	Marlin Coast	36.18	___
7	Hegamaea, Lakea	14	Cooktown	37.10	___
8	Dalmeyer, Eloise	12	Stingrays	39.02	___
Heat 4 of 9 Finals					
1	Hunter, Tanasyn	13	Mareeba	42.04	___
2	O'Neile, Chloe	11	Marlin Coast	41.07	___
3	Ah Loy-Coutts, Mikayla	11	Atherton	40.61	___
4	Rickson, Maiya	12	Central Cairns	39.51	___
5	Curzon, Neena	12	Innisfail	40.39	___
6	Bordeos, Jada	12	Mareeba	40.66	___
7	Gostlow, Isabella	12	Tobruk	41.44	___
8	Simms, Isabelle	14	Mareeba	42.12	___
Heat 5 of 9 Finals					
1	Marek, Abbey	12	Central Cairns	45.02	___
2	Masina, Eva	13	Innisfail	44.53	___
3	Greenwood, Eva	11	Stingrays	43.90	___
4	Goulding, Siena	11	Edge Hill	42.23	___
5	Ambrum, Latoya	13	Innisfail	42.95	___
6	Njaramba, Lisa	11	Tas Swimming	44.43	___
7	Page, Sienna	11	Stingrays	44.64	___
8	Libke, Elise	10	Tobruk	45.02	___
Heat 6 of 9 Finals					
1	Palmela, Sophia	11	Tobruk	50.41	___
2	Whittaker, Sapphire	13	Cooktown	49.97	___
3	Bordeos, Jana	10	Mareeba	49.05	___
4	Cracknell, Lucy	11	Stingrays	45.38	___
5	Turnbull, Chelsea	11	Tas Swimming	48.01	___
6	Parnaby, Annabel	11	Tobruk	49.65	___
7	Smith, India	11	Tobruk	50.03	___
8	Hewitt, Ashley	10	Marlin Coast	50.61	___

2023 Cairns Stingrays Swim Club LC Prep Meet - 18/02/2023 to 19/02/2023

Meet Program

Heat 7 Finals (#4 Girls 10 & Over 50 LC Meter Butterfly)

1	Twomey, Scarlett	11	Tas Swimming	53.06	___
2	Glaspay, Kinsley	10	Malanda	52.71	___
3	Treloar, Natalie	11	Cooktown	52.07	___
4	Solomonides, Alice	11	Marlin Coast	51.23	___
5	Ambrum, Katara	10	Innisfail	51.63	___
6	Glaspay, Paityn	12	Malanda	52.36	___
7	Drown, Piper	11	Tobruk	52.95	___
8	Miotto, Isabel	11	Stingrays	54.09	___

Heat 8 of 9 Finals

1	Southern, Ruby	11	Central Cairns	1:02.94	___
2	Greenwood, Isabelle	10	Stingrays	56.84	___
3	McLeod, Kensey	11	Saints	56.43	___
4	Ross, Scarlet	12	Tas Swimming	56.01	___
5	Donovan, Maycee	10	Marlin Coast	56.25	___
6	Habgood, Tully	10	Marlin Coast	56.45	___
7	Ford, Kaia	10	Stingrays	59.66	___
8	Habermann, Ella	10	Cooktown	1:30.79	___

Heat 9 of 9 Finals

3	Rigaldi, Kira	11	Stingrays	NT	___
4	Norman, Makayla	13	Innisfail	NT	___
5	Bigg, Isabella	11	Stingrays	NT	___

Event 5 Boys 9 & Over 100 LC Meter Freestyle

Lane	Name	Age	Team	Seed Time	
------	------	-----	------	-----------	--

Heat 1 of 8 Finals

1	Lowrey, Joshua	14	Stingrays	1:03.51	___
2	Thouroude, Nicolas	14	Marlin Coast	59.94	___
3	Sorensen, Henrik	15	Tas Swimming	57.48	___
4	Hughes, Brady	17	Atherton	56.40	___
5	Loveridge, Hugo	15	Marlin Coast	57.43	___
6	Foote, Nathan	20	Stingrays	57.58	___
7	Oguchi, Takeru	16	Tas Swimming	1:01.07	___
8	Turnbull, Nathan	15	Tas Swimming	1:05.34	___

Heat 2 of 8 Finals

1	Genge, Jackson	14	Atherton	1:11.38	___
2	Loveridge, Oscar	11	Marlin Coast	1:09.49	___
3	Foley, Patrick	14	Central Cairns	1:06.09	___
4	Robertson, Callum	14	Saints	1:05.66	___
5	Elliott, Ryan	14	Tas Swimming	1:05.71	___
6	De Carlo, Raiden	12	Marlin Coast	1:09.28	___
7	Andronicus, Nathan	16	Central Cairns	1:10.53	___
8	Peeters, Thomas	14	Malanda	1:11.71	___

Heat 3 of 8 Finals

1	Ryder, Jett	13	Cooktown	1:16.69	___
2	Howe, James	13	Tas Swimming	1:15.78	___
3	Bartley, Michael	14	Marlin Coast	1:14.69	___
4	Finlay, Fraser	13	Marlin Coast	1:12.34	___
5	Connors, Cooper	13	Saints	1:12.45	___
6	Habermann, Rudolf	12	Cooktown	1:15.34	___
7	Whittaker, Slayde	14	Cooktown	1:15.99	___
8	Sweeper, Harley	11	Mareeba	1:16.85	___

Heat 4 of 8 Finals

1	Pensio, Maia	10	Cooktown	1:24.98	___
2	Loveridge, Archie	9	Marlin Coast	1:24.51	___
3	Mittempergher, Noah	12	Marlin Coast	1:23.21	___
4	Wilson, Ulrich	12	Atherton	1:17.93	___
5	Oliver, Darcy	11	Stingrays	1:18.21	___
6	Macmillan, Carrick	12	Cooktown	1:24.36	___
7	Alden, Oliver	13	Saints	1:24.60	___
8	Turnbull, Noah	12	Tas Swimming	1:25.47	___

Heat 5 of 8 Finals

1	Alden, Benjamin	11	Saints	1:31.67	___
2	Sichter, Cooper	13	Tully	1:31.27	___
3	Scholes, Thomas	10	Stingrays	1:28.97	___
4	Giese, Archer	12	Cooktown	1:27.34	___
5	Ross, Clancy	10	Tas Swimming	1:28.55	___
6	Houlihan, Finn	11	Stingrays	1:30.42	___
7	Ryder, Cruze	11	Cooktown	1:31.62	___
8	Dalmeyer, Fraser	10	Stingrays	1:32.44	___

Heat 6 of 8 Finals

1	Giese, Max	10	Cooktown	1:45.86	___
2	Cook, Noah	11	Innisfail	1:39.87	___
3	Murphy, Ty	9	Marlin Coast	1:36.39	___
4	Hunt, Chase	11	Cooktown	1:34.23	___
5	Suntsov, Mark	11	Saints	1:35.36	___
6	Armstrong, Thomas	11	Tobruk	1:38.42	___
7	Sly, Camden	10	Malanda	1:41.29	___
8	Drummond -smith, Heath	9	Stingrays	1:46.34	___

Heat 7 of 8 Finals

2	Parnaby, Oliver	14	Tobruk	NT	___
3	Mann, Adrian	14	Edge Hill	2:22.67	___
4	Waller, Frankie	9	Central Cairns	1:47.71	___
5	Gravatt, William	11	Innisfail	1:52.47	___
6	Dimitrijevic, Antonije	15	Tas Swimming	NT	___
7	Thomas, Hiro	11	Edge Hill	NT	___

Heat 8 of 8 Finals

3	Duyckers, Beau	10	Tobruk	NT	___
4	Kilpatrick, Daniel	11	Tobruk	NT	___
5	Pickard, Jaxon	10	Stingrays	NT	___

Event 6 Girls 9 & Over 100 LC Meter Freestyle

Lane	Name	Age	Team	Seed Time	
------	------	-----	------	-----------	--

Heat 1 of 12 Finals

1	Pullar, Emma	16	Stingrays	1:04.17	___
2	Rothwell, Aisling	17	Tas Swimming	1:00.64	___
3	Deane, Jessica	15	Stingrays	59.58	___
4	Snelling, Leah	16	Tas Swimming	58.17	___
5	Ganfield, Rayner	15	Tas Swimming	59.00	___
6	Robinson, Amber	17	Tas Swimming	1:00.07	___
7	Vickers, Emily	13	Marlin Coast	1:03.36	___
8	Greatorex, Sophie	13	Saints	1:04.68	___

Heat 2 of 12 Finals

1	Craig, Kyah	15	Central Cairns	1:08.19	___
2	Higginson, Isabella	14	Stingrays	1:06.74	___
3	Hanson, Jordaan	17	Tas Swimming	1:05.66	___
4	Robinson, Rebecca	17	Tas Swimming	1:05.20	___
5	Walkear, Ruby	13	Tas Swimming	1:05.46	___
6	Carey, Paige	15	Mareeba	1:06.04	___
7	Thouroude, Chantal	12	Marlin Coast	1:07.70	___
8	Harris, Riley	15	Central Cairns	1:08.27	___

2023 Cairns Stingrays Swim Club LC Prep Meet - 18/02/2023 to 19/02/2023

Meet Program

Heat 3 Finals (#6 Girls 9 & Over 100 LC Meter Freestyle)

1	Sullivan, Claudia	13	Saints	1:09.58	___
2	Percy, Jamie	13	Tas Swimming	1:09.41	___
3	Hegamaea, Lakea	14	Cooktown	1:08.67	___
4	Smith, Shelby	14	Saints	1:08.31	___
5	Millar, Abbie	12	Atherton	1:08.54	___
6	Camarlinghi, Siahn	14	Saints	1:09.38	___
7	Whitby, Rylee	14	Stingrays	1:09.58	___
8	Howe, Natalia	15	Tas Swimming	1:10.00	___

Heat 4 of 12 Finals

1	Curzon, Neena	12	Innisfail	1:15.91	___
2	Stewart, Madeline	12	Stingrays	1:14.14	___
3	Warnest, Lara	14	Central Cairns	1:13.95	___
4	Molina, Jay	15	Marlin Coast	1:12.62	___
5	Pedler, Naomi	14	Stingrays	1:12.75	___
6	Jones, Kyah	11	Central Cairns	1:13.96	___
7	Suntsova, Elizabeth	13	Saints	1:15.31	___
8	Allcorn, Piper	10	Central Cairns	1:16.09	___

Heat 5 of 12 Finals

1	Simms, Isabelle	14	Mareeba	1:20.00	___
2	Greenwood, Eva	11	Stingrays	1:18.28	___
3	Hunter, Tanasyn	13	Mareeba	1:16.40	___
4	Cooper, Mali	13	Cooktown	1:16.17	___
5	Njaramba, Lisa	11	Tas Swimming	1:16.22	___
6	O'Neile, Chloe	11	Marlin Coast	1:16.46	___
7	Hogan, Casey	12	Central Cairns	1:19.85	___
8	Hewitt, Brooklyn	12	Marlin Coast	1:20.35	___

Heat 6 of 12 Finals

1	Turnbull, Chelsea	11	Tas Swimming	1:23.45	___
2	Hewitt, Ashley	10	Marlin Coast	1:22.69	___
3	Difrancesco, Tamarin	15	Saints	1:21.47	___
4	Dalmeyer, Eloise	12	Stingrays	1:20.90	___
5	Libke, Elise	10	Tobruk	1:21.19	___
6	Bordeos, Jada	12	Mareeba	1:22.23	___
7	Hegamaea, Haila	11	Cooktown	1:23.41	___
8	Ambrum, Latoya	13	Innisfail	1:24.11	___

Heat 7 of 12 Finals

1	Solomonides, Alice	11	Marlin Coast	1:25.38	___
2	Dunn, Camryn	11	Tas Swimming	1:25.01	___
3	Masina, Eva	13	Innisfail	1:24.40	___
4	McPherson, Asia	13	Marlin Coast	1:24.14	___
5	De la Fonteyne, Zara	11	Stingrays	1:24.19	___
6	Crocker, Tegan	15	Tobruk	1:24.68	___
7	Page, Sienna	11	Stingrays	1:25.35	___
8	Gaspy, Kinsley	10	Malanda	1:26.16	___

Heat 8 of 12 Finals

1	Simms, Alice	11	Mareeba	1:30.18	___
2	Drown, Piper	11	Tobruk	1:29.72	___
3	Sokolowski, Lylla	13	Tobruk	1:26.97	___
4	Cracknell, Lucy	11	Stingrays	1:26.54	___
5	Goulding, Siena	11	Edge Hill	1:26.91	___
6	Gostlow, Isabella	12	Tobruk	1:28.03	___
7	Pedler, Lauren	11	Stingrays	1:29.84	___
8	Taylor, Rosie	12	Tobruk	1:30.45	___

Heat 9 of 12 Finals

1	Treloar, Natalie	11	Cooktown	1:37.23	___
2	Daley, Mikayla	11	Tobruk	1:35.82	___
3	Twomey, Scarlett	11	Tas Swimming	1:33.30	___
4	Smith, India	11	Tobruk	1:30.73	___
5	Ambrum, Katara	10	Innisfail	1:33.08	___
6	Palmela, Sophia	11	Tobruk	1:33.65	___
7	Habgood, Tully	10	Marlin Coast	1:36.73	___
8	Southern, Ruby	11	Central Cairns	1:37.48	___

Heat 10 of 12 Finals

1	Ford, Kaia	10	Stingrays	1:48.01	___
2	Ah Loy-Coutts, Madison	13	Atherton	1:44.14	___
3	McLeod, Kensey	11	Saints	1:40.97	___
4	Donovan, Maycee	10	Marlin Coast	1:40.44	___
5	Greenwood, Isabelle	10	Stingrays	1:40.47	___
6	Bordeos, Jana	10	Mareeba	1:42.13	___
7	Whittaker, Sapphire	13	Cooktown	1:44.51	___
8	Simpson, Ashleigh	13	Edge Hill	1:49.68	___

Heat 11 of 12 Finals

1	Parnaby, Annabel	11	Tobruk	NT	___
2	Ross, Scarlet	12	Tas Swimming	NT	___
3	Wilce, Shelby	10	Atherton	2:00.45	___
4	Alden, Ada	9	Saints	1:52.85	___
5	Albrecht, Izabella	10	Tobruk	1:55.49	___
6	Norman, Makayla	13	Innisfail	NT	___
7	Bigg, Isabella	11	Stingrays	NT	___

Heat 12 of 12 Finals

3	Bryan, Kennedy	9	Tobruk	NT	___
4	Oliver, Ella	9	Stingrays	NT	___
5	Papworth, Skyla	9	Central Cairns	NT	___

Event 7 Boys 11 & Over 200 LC Meter Backstroke

Lane	Name	Age	Team	Seed Time	
Heat 1 of 1 Finals					
2	Rowbotham, Matthew	13	Saints	NT	___
3	Eade, David	23	Malanda	3:45.05	___
4	Kito, Sydney	15	Stingrays	2:15.64	___
5	An, Albert Damin	16	Tas Swimming	2:22.35	___
6	Turnbull, Noah	12	Tas Swimming	NT	___

Event 8 Girls 11 & Over 200 LC Meter Backstroke

Lane	Name	Age	Team	Seed Time	
Heat 1 of 2 Finals					
1	Travers-Mason, Kai	14	Stingrays	2:48.51	___
2	Chen, Joanna	15	Tas Swimming	2:43.85	___
3	King, Savannah	14	Lightning SC	2:34.63	___
4	Robinson, Amber	17	Tas Swimming	2:24.58	___
5	Andrejic, Maddison	15	Lightning SC	2:33.84	___
6	Graham, Hayley	17	Marlin Coast	2:38.57	___
7	Brown, Emily	15	Stingrays	2:44.86	___
8	Walkear, Ruby	13	Tas Swimming	2:49.57	___
Heat 2 of 2 Finals					
3	Simpson, Ashleigh	13	Edge Hill	NT	___
4	Pullar, Emma	16	Stingrays	2:50.43	___
5	Suntsova, Elizabeth	13	Saints	3:04.12	___
6	Marek, Abbey	12	Central Cairns	NT	___

2023 Cairns Stingrays Swim Club LC Prep Meet - 18/02/2023 to 19/02/2023

Meet Program

Event 9 Boys 10 & Over 50 LC Meter Breaststroke

Lane	Name	Age	Team	Seed Time
------	------	-----	------	-----------

Heat 1 of 7 Finals

1	Miles, Oscar	15	Lightning SC	36.88
2	Foote, Nathan	20	Stingrays	34.47
3	Elliott, Ryan	14	Tas Swimming	33.76
4	An, Albert Damin	16	Tas Swimming	30.27
5	Hughes, Brady	17	Atherton	33.15
6	Milne, Nate	16	Stingrays	33.88
7	Thouroude, Nicolas	14	Marlin Coast	34.96
8	Murray, Taj	15	Marlin Coast	37.91

Heat 2 of 7 Finals

1	Genge, Jackson	14	Atherton	44.80
2	Finlay, Fraser	13	Marlin Coast	40.29
3	Lowrey, Joshua	14	Stingrays	39.03
4	Turnbull, Nathan	15	Tas Swimming	38.57
5	Kito, Sunny	10	Stingrays	38.80
6	De Carlo, Raiden	12	Marlin Coast	39.06
7	Simmonds, Joel	14	Central Cairns	40.69
8	Peeters, Thomas	14	Malanda	45.78

Heat 3 of 7 Finals

1	Bartley, Michael	14	Marlin Coast	49.90
2	Turnbull, Noah	12	Tas Swimming	48.21
3	Pensio, Maia	10	Cooktown	47.70
4	Connors, Cooper	13	Saints	46.60
5	Sichter, Cooper	13	Tully	47.09
6	Loveridge, Oscar	11	Marlin Coast	47.80
7	Howe, James	13	Tas Swimming	49.51
8	Ross, Clancy	10	Tas Swimming	50.38

Heat 4 of 7 Finals

1	Giese, Max	10	Cooktown	53.47
2	Cook, Noah	11	Innisfail	52.53
3	Alden, Oliver	13	Saints	51.54
4	Whittaker, Slayde	14	Cooktown	51.02
5	Southern, Bill	12	Central Cairns	51.10
6	Ryder, Jett	13	Cooktown	51.83
7	Kaesler, Ryan	12	Atherton	53.08
8	Macmillan, Carrick	12	Cooktown	53.98

Heat 5 of 7 Finals

1	Ryder, Cruze	11	Cooktown	56.32
2	Suntsov, Mark	11	Saints	56.17
3	Sweeper, Harley	11	Mareeba	54.70
4	Dalmeyer, Fraser	10	Stingrays	54.36
5	Habermann, Rudolf	12	Cooktown	54.38
6	Thomas, Hiro	11	Edge Hill	55.87
7	Hunt, Chase	11	Cooktown	56.32
8	Mittempergher, Noah	12	Marlin Coast	56.71

Heat 6 of 7 Finals

1	Houlihan, Finn	11	Stingrays	1:03.17
2	Armstrong, Thomas	11	Tobruk	59.48
3	Oliver, Darcy	11	Stingrays	59.03
4	Giese, Archer	12	Cooktown	57.35
5	Milne, Luis	12	Stingrays	57.48
6	Alden, Benjamin	11	Saints	59.40
7	Scholes, Thomas	10	Stingrays	1:01.34
8	Duyckers, Beau	10	Tobruk	1:04.09

Heat 7 of 7 Finals

1	Yan, Lucas	10	Tobruk	NT
2	Parnaby, Oliver	14	Tobruk	NT
3	Sly, Camden	10	Malanda	1:10.98
4	Kilpatrick, Daniel	11	Tobruk	1:06.67
5	Gravatt, William	11	Innisfail	1:08.27
6	Dimitrijevic, Antonije	15	Tas Swimming	NT
7	Conkey, Jimmy	10	Tobruk	NT
8	Pickard, Jaxon	10	Stingrays	NT

Event 10 Girls 10 & Over 50 LC Meter Breaststroke

Lane	Name	Age	Team	Seed Time
------	------	-----	------	-----------

Heat 1 of 9 Finals

1	Craig, Kyah	15	Central Cairns	42.19
2	Beck, Natalie	15	Stingrays	39.52
3	Graham, Lexi	14	Marlin Coast	37.81
4	Rothwell, Aisling	17	Tas Swimming	35.50
5	Ganfield, Rayner	15	Tas Swimming	35.58
6	Percy, Jamie	13	Tas Swimming	38.06
7	Robinson, Rebecca	17	Tas Swimming	40.35
8	Smith, Shelby	14	Saints	42.43

Heat 2 of 9 Finals

1	Warnest, Lara	14	Central Cairns	44.91
2	Scholes, Amelie	13	Stingrays	44.59
3	Whitby, Rylee	14	Stingrays	43.78
4	Hunter, Tanasyn	13	Mareeba	43.21
5	Hegamaea, Lakea	14	Cooktown	43.36
6	Simms, Isabelle	14	Mareeba	44.55
7	Molina, Jay	15	Marlin Coast	44.74
8	Hogan, Casey	12	Central Cairns	45.27

Heat 3 of 9 Finals

1	Hunt, Teila	14	Cooktown	47.71
2	Simms, Alice	11	Mareeba	46.61
3	Curzon, Neena	12	Innisfail	45.63
4	Dalmeyer, Eloise	12	Stingrays	45.38
5	Difrancesco, Tamarin	15	Saints	45.41
6	Hegamaea, Haila	11	Cooktown	46.38
7	Gaspy, Paityn	12	Malanda	46.81
8	Libke, Elise	10	Tobruk	48.48

Heat 4 of 9 Finals

1	Masina, Eva	13	Innisfail	52.09
2	Winton, Isla	11	Cooktown	50.99
3	Goulding, Siena	11	Edge Hill	49.54
4	Rickson, Maiya	12	Central Cairns	48.50
5	Page, Sienna	11	Stingrays	48.97
6	Daley, Mikayla	11	Tobruk	50.06
7	Crocker, Tegan	15	Tobruk	51.12
8	Greenwood, Eva	11	Stingrays	52.24

Heat 5 of 9 Finals

1	De la Fonteyne, Zara	11	Stingrays	55.02
2	Taylor, Rosie	12	Tobruk	54.50
3	McLeod, Kensey	11	Saints	53.34
4	Bordeos, Jada	12	Mareeba	52.89
5	Ambrum, Latoya	13	Innisfail	53.01
6	Ambrum, Katara	10	Innisfail	54.41
7	Donovan, Maycee	10	Marlin Coast	54.99
8	Drown, Piper	11	Tobruk	55.05

2023 Cairns Stingrays Swim Club LC Prep Meet - 18/02/2023 to 19/02/2023

Meet Program

Heat 6 Finals (#10 Girls 10 & Over 50 LC Meter Breaststroke)

1	Turnbull, Chelsea	11	Tas Swimming	57.50	___
2	Gostlow, Isabella	12	Tobruk	57.03	___
3	McPherson, Asia	13	Marlin Coast	56.27	___
4	Sokolowski, Lylla	13	Tobruk	55.26	___
5	Whittaker, Sapphire	13	Cooktown	55.60	___
6	Solomonides, Alice	11	Marlin Coast	56.90	___
7	Cooper, Mali	13	Cooktown	57.05	___
8	Twomey, Scarlett	11	Tas Swimming	58.94	___

Heat 7 of 9 Finals

1	Miotto, Isabel	11	Stingrays	1:01.41	___
2	Albrecht, Izabella	10	Tobruk	59.75	___
3	Bordeos, Jana	10	Mareeba	59.21	___
4	Palmela, Sophia	11	Tobruk	58.95	___
5	Dunn, Camryn	11	Tas Swimming	59.18	___
6	Treloar, Natalie	11	Cooktown	59.28	___
7	Ross, Scarlet	12	Tas Swimming	1:01.27	___
8	Habgood, Tully	10	Marlin Coast	1:01.80	___

Heat 8 of 9 Finals

1	Habermann, Ella	10	Cooktown	1:11.56	___
2	Greenwood, Isabelle	10	Stingrays	1:04.82	___
3	Smith, India	11	Tobruk	1:03.87	___
4	Akiba, Adaliyah	10	Atherton	1:02.24	___
5	Glaspay, Kinsley	10	Malanda	1:03.32	___
6	Southern, Ruby	11	Central Cairns	1:04.14	___
7	McClellan, Bella-Trez	11	Stingrays	1:09.60	___
8	Ford, Kaia	10	Stingrays	1:13.32	___

Heat 9 of 9 Finals

2	Rigaldi, Kira	11	Stingrays	NT	___
3	Simpson, Ashleigh	13	Edge Hill	NT	___
4	Wilce, Shelby	10	Atherton	1:17.38	___
5	Norman, Makayla	13	Innisfail	NT	___
6	Bigg, Isabella	11	Stingrays	NT	___

Event 11 Boys 9 & Over 200 LC Meter IM

Lane	Name	Age	Team	Seed Time
------	------	-----	------	-----------

Heat 1 of 5 Finals

1	Elliott, Ryan	14	Tas Swimming	2:41.66	___
2	Thouroude, Nicolas	14	Marlin Coast	2:38.08	___
3	Rowbotham, Matthew	13	Saints	2:36.30	___
4	An, Albert Damin	16	Tas Swimming	2:13.19	___
5	Sorensen, Henrik	15	Tas Swimming	2:22.51	___
6	McNamara, Liam	14	Central Cairns	2:37.95	___
7	Milne, Nate	16	Stingrays	2:40.38	___
8	Kito, Sunny	10	Stingrays	2:43.46	___

Heat 2 of 5 Finals

1	De Carlo, Raiden	12	Marlin Coast	3:04.98	___
2	Loveridge, Oscar	11	Marlin Coast	2:59.26	___
3	Genge, Jackson	14	Atherton	2:55.08	___
4	Finlay, Fraser	13	Marlin Coast	2:46.83	___
5	Lowrey, Joshua	14	Stingrays	2:46.87	___
6	Andronicus, Nathan	16	Central Cairns	2:57.76	___
7	Foley, Patrick	14	Central Cairns	3:00.93	___
8	Whittaker, Slayde	14	Cooktown	3:07.65	___

Heat 3 of 5 Finals

1	Habermann, Rudolf	12	Cooktown	3:40.62	___
2	Eade, David	23	Malanda	3:33.81	___
3	Sweeper, Harley	11	Mareeba	3:24.78	___
4	Bartley, Michael	14	Marlin Coast	3:17.33	___
5	Ryder, Jett	13	Cooktown	3:17.92	___
6	Pensio, Maia	10	Cooktown	3:33.13	___
7	Beck, Hayden	12	Stingrays	3:39.40	___
8	Turnbull, Noah	12	Tas Swimming	3:41.40	___

Heat 4 of 5 Finals

1	Alden, Oliver	13	Saints	NT	___
2	Scholes, Thomas	10	Stingrays	4:51.77	___
3	Murphy, Ty	9	Marlin Coast	3:57.37	___
4	Alden, Benjamin	11	Saints	3:49.12	___
5	Hunt, Chase	11	Cooktown	3:53.97	___
6	Sly, Camden	10	Malanda	4:31.72	___
7	Peeters, Thomas	14	Malanda	NT	___
8	Giese, Max	10	Cooktown	NT	___

Heat 5 of 5 Finals

3	Waller, Frankie	9	Central Cairns	NT	___
4	Ross, Clancy	10	Tas Swimming	NT	___
5	Loveridge, Archie	9	Marlin Coast	NT	___

Event 12 Girls 9 & Over 200 LC Meter IM

Lane	Name	Age	Team	Seed Time
------	------	-----	------	-----------

Heat 1 of 6 Finals

1	Graham, Lexi	14	Marlin Coast	2:51.01	___
2	Brown, Emily	15	Stingrays	2:43.18	___
3	Greatorex, Sophie	13	Saints	2:40.06	___
4	Snelling, Leah	16	Tas Swimming	2:26.13	___
5	King, Savannah	14	Lightning SC	2:32.28	___
6	Deane, Jessica	15	Stingrays	2:41.15	___
7	Harris, Riley	15	Central Cairns	2:49.95	___
8	Millar, Abbie	12	Atherton	2:53.36	___

Heat 2 of 6 Finals

1	Jones, Kyah	11	Central Cairns	3:07.09	___
2	Hogan, Casey	12	Central Cairns	3:04.32	___
3	Stewart, Madeline	12	Stingrays	2:58.59	___
4	Carey, Paige	15	Mareeba	2:55.33	___
5	Warnest, Lara	14	Central Cairns	2:57.90	___
6	Percy, Jamie	13	Tas Swimming	3:03.58	___
7	Scholes, Amelie	13	Stingrays	3:05.47	___
8	O'Neile, Chloe	11	Marlin Coast	3:07.13	___

Heat 3 of 6 Finals

1	Cracknell, Lucy	11	Stingrays	3:20.95	___
2	Cooper, Mali	13	Cooktown	3:19.22	___
3	Pedler, Naomi	14	Stingrays	3:13.05	___
4	Hunter, Tanasyn	13	Mareeba	3:07.64	___
5	Hegamaea, Lakea	14	Cooktown	3:10.29	___
6	Curzon, Neena	12	Innisfail	3:16.52	___
7	Page, Sienna	11	Stingrays	3:20.70	___
8	Howe, Natalia	15	Tas Swimming	3:24.58	___

2023 Cairns Stingrays Swim Club LC Prep Meet - 18/02/2023 to 19/02/2023

Meet Program

Heat 4 Finals (#12 Girls 9 & Over 200 LC Meter IM)

1	Solomonides, Alice	11	Marlin Coast	3:37.97	___
2	Hegamaea, Haila	11	Cooktown	3:34.53	___
3	Allcorn, Piper	10	Central Cairns	3:26.69	___
4	Hewitt, Brooklyn	12	Marlin Coast	3:25.59	___
5	Greenwood, Eva	11	Stingrays	3:26.38	___
6	Goulding, Siena	11	Edge Hill	3:28.47	___
7	Njaramba, Lisa	11	Tas Swimming	3:35.90	___
8	Gostlow, Isabella	12	Tobruk	3:40.09	___

Heat 5 of 6 Finals

1	Smith, India	11	Tobruk	NT	___
2	Miotto, Isabel	11	Stingrays	NT	___
3	Rickson, Maiya	12	Central Cairns	NT	___
4	Hewitt, Ashley	10	Marlin Coast	3:47.12	___
5	Drown, Piper	11	Tobruk	3:58.55	___
6	Southern, Ruby	11	Central Cairns	NT	___
7	McLeod, Kensey	11	Saints	NT	___
8	Glaspay, Kinsley	10	Malanda	NT	___

Heat 6 of 6 Finals

2	Piccolo, Rianna	9	Stingrays	NT	___
3	Greenwood, Isabelle	10	Stingrays	NT	___
4	Wilce, Shelby	10	Atherton	NT	___
5	Habgood, Tully	10	Marlin Coast	NT	___
6	Papworth, Skylia	9	Central Cairns	NT	___

Event 13 Boys 10 & Over 50 LC Meter Backstroke

Lane	Name	Age	Team	Seed Time
------	------	-----	------	-----------

Heat 1 of 6 Finals

1	Whittaker, Slayde	14	Cooktown	35.61	___
2	Turnbull, Nathan	15	Tas Swimming	33.72	___
3	Oguchi, Takeru	16	Tas Swimming	32.60	___
4	Foote, Nathan	20	Stingrays	30.09	___
5	Miles, Oscar	15	Lightning SC	32.46	___
6	Bradley, Jake	16	Tully	32.91	___
7	Murray, Taj	15	Marlin Coast	34.17	___
8	Lowrey, Joshua	14	Stingrays	35.71	___

Heat 2 of 6 Finals

1	Wilson, Ulrich	12	Atherton	42.06	___
2	Peeters, Thomas	14	Malanda	40.25	___
3	Genge, Jackson	14	Atherton	38.44	___
4	Foley, Patrick	14	Central Cairns	37.38	___
5	Kito, Sunny	10	Stingrays	37.69	___
6	Connors, Cooper	13	Saints	40.12	___
7	Turnbull, Noah	12	Tas Swimming	40.57	___
8	Ryder, Jett	13	Cooktown	42.24	___

Heat 3 of 6 Finals

1	Macmillan, Carrick	12	Cooktown	45.90	___
2	Howe, James	13	Tas Swimming	44.10	___
3	Sweeper, Harley	11	Mareeba	43.43	___
4	Simmonds, Joel	14	Central Cairns	42.58	___
5	Mittempergher, Noah	12	Marlin Coast	42.61	___
6	Oliver, Darcy	11	Stingrays	43.44	___
7	Pensio, Maia	10	Cooktown	45.52	___
8	Ross, Clancy	10	Tas Swimming	46.67	___

Heat 4 of 6 Finals

1	Ryder, Cruze	11	Cooktown	50.24	___
2	Hunt, Chase	11	Cooktown	49.57	___
3	Giese, Archer	12	Cooktown	48.83	___
4	Sichter, Cooper	13	Tully	47.09	___
5	Alden, Benjamin	11	Saints	48.67	___
6	Dalmeyer, Fraser	10	Stingrays	49.36	___
7	Scholes, Thomas	10	Stingrays	50.00	___
8	Kaesler, Ryan	12	Atherton	50.99	___

Heat 5 of 6 Finals

1	Duyckers, Beau	10	Tobruk	59.84	___
2	Kilpatrick, Daniel	11	Tobruk	54.60	___
3	Houlihan, Finn	11	Stingrays	53.26	___
4	Milne, Luis	12	Stingrays	51.42	___
5	Thomas, Hiro	11	Edge Hill	52.98	___
6	Cook, Noah	11	Innisfail	54.09	___
7	Sly, Camden	10	Malanda	59.77	___
8	Armstrong, Thomas	11	Tobruk	1:00.35	___

Heat 6 of 6 Finals

1	Conkey, Jimmy	10	Tobruk	NT	___
2	Pickard, Jaxon	10	Stingrays	NT	___
3	Dimitrijevic, Antonije	15	Tas Swimming	NT	___
4	Gravatt, William	11	Innisfail	1:02.70	___
5	Mann, Adrian	14	Edge Hill	1:16.95	___
6	Parnaby, Oliver	14	Tobruk	NT	___
7	Yan, Lucas	10	Tobruk	NT	___

Event 14 Girls 10 & Over 50 LC Meter Backstroke

Lane	Name	Age	Team	Seed Time
------	------	-----	------	-----------

Heat 1 of 9 Finals

1	Chen, Joanna	15	Tas Swimming	34.79	___
2	Graham, Hayley	17	Marlin Coast	33.97	___
3	Pullar, Emma	16	Stingrays	32.98	___
4	Robinson, Amber	17	Tas Swimming	31.43	___
5	McCallum, Sophie	15	Tully	32.08	___
6	Vickers, Emily	13	Marlin Coast	33.48	___
7	Walkear, Ruby	13	Tas Swimming	34.29	___
8	Travers-Mason, Kai	14	Stingrays	35.26	___

Heat 2 of 9 Finals

1	Howe, Natalia	15	Tas Swimming	37.54	___
2	Higginson, Isabella	14	Stingrays	36.35	___
3	Warnest, Lara	14	Central Cairns	35.81	___
4	Robinson, Rebecca	17	Tas Swimming	35.65	___
5	Hanson, Jordaan	17	Tas Swimming	35.68	___
6	Craig, Kyah	15	Central Cairns	36.05	___
7	Harris, Riley	15	Central Cairns	36.57	___
8	Jones, Kyah	11	Central Cairns	38.61	___

Heat 3 of 9 Finals

1	Curzon, Neena	12	Innisfail	41.14	___
2	Mott, Eliza	16	Malanda	40.09	___
3	Pedler, Naomi	14	Stingrays	39.18	___
4	Stewart, Madeline	12	Stingrays	38.67	___
5	Molina, Jay	15	Marlin Coast	38.72	___
6	Whitby, Rylee	14	Stingrays	39.93	___
7	Masina, Eva	13	Innisfail	40.19	___
8	Hegamaea, Lakea	14	Cooktown	41.52	___

2023 Cairns Stingrays Swim Club LC Prep Meet - 18/02/2023 to 19/02/2023

Meet Program

Heat 4 Finals (#14 Girls 10 & Over 50 LC Meter Backstroke)

1	Njaramba, Lisa	11	Tas Swimming	42.88	___
2	Bordeos, Jada	12	Mareeba	42.67	___
3	Hunter, Tanasyn	13	Mareeba	42.49	___
4	O'Neile, Chloe	11	Marlin Coast	42.21	___
5	De la Fonteyne, Zara	11	Stingrays	42.48	___
6	Cracknell, Lucy	11	Stingrays	42.57	___
7	Greenwood, Eva	11	Stingrays	42.75	___
8	Ambrum, Latoya	13	Innisfail	43.05	___

Heat 5 of 9 Finals

1	Libke, Elise	10	Tobruk	46.51	___
2	Ambrum, Katara	10	Innisfail	45.61	___
3	Rickson, Maiya	12	Central Cairns	44.50	___
4	Cooper, Mali	13	Cooktown	43.13	___
5	Turnbull, Chelsea	11	Tas Swimming	43.85	___
6	Marek, Abbey	12	Central Cairns	45.39	___
7	Sokolowski, Lylla	13	Tobruk	46.11	___
8	McPherson, Asia	13	Marlin Coast	47.05	___

Heat 6 of 9 Finals

1	Glaspay, Kinsley	10	Malanda	48.54	___
2	Pedler, Lauren	11	Stingrays	48.47	___
3	Gostlow, Isabella	12	Tobruk	47.84	___
4	Palmela, Sophia	11	Tobruk	47.09	___
5	Glaspay, Paityn	12	Malanda	47.19	___
6	Treloar, Natalie	11	Cooktown	48.02	___
7	Solomonides, Alice	11	Marlin Coast	48.51	___
8	Taylor, Rosie	12	Tobruk	49.24	___

Heat 7 of 9 Finals

1	Parnaby, Annabel	11	Tobruk	51.85	___
2	Whittaker, Sapphire	13	Cooktown	51.66	___
3	Twomey, Scarlett	11	Tas Swimming	50.66	___
4	Drown, Piper	11	Tobruk	49.74	___
5	Daley, Mikayla	11	Tobruk	50.43	___
6	Smith, India	11	Tobruk	50.70	___
7	Habgood, Tully	10	Marlin Coast	51.84	___
8	McClellan, Bella-Trez	11	Stingrays	52.50	___

Heat 8 of 9 Finals

1	Ford, Kaia	10	Stingrays	59.81	___
2	Ross, Scarlet	12	Tas Swimming	57.86	___
3	Greenwood, Isabelle	10	Stingrays	54.87	___
4	Bordeos, Jana	10	Mareeba	52.65	___
5	Southern, Ruby	11	Central Cairns	54.12	___
6	Miotto, Isabel	11	Stingrays	55.31	___
7	Albrecht, Izabella	10	Tobruk	57.87	___
8	Habermann, Ella	10	Cooktown	1:08.12	___

Heat 9 of 9 Finals

2	Akiba, Adaliyah	10	Atherton	NT	___
3	Bigg, Isabella	11	Stingrays	NT	___
4	Norman, Makayla	13	Innisfail	NT	___
5	McLeod, Kensey	11	Saints	NT	___
6	Rigaldi, Kira	11	Stingrays	NT	___

Event 15 Boys 10 & Over 400 LC Meter Freestyle

Lane	Name	Age	Team	Seed Time	
Heat 1 of 2 Finals					
2	Eade, David	23	Malanda	6:00.10	___
3	Kito, Sunny	10	Stingrays	5:37.67	___
4	Kito, Sydney	15	Stingrays	4:26.90	___
5	Robertson, Callum	14	Saints	4:46.50	___
6	Southern, Bill	12	Central Cairns	5:55.24	___
7	Thouroude, Sebastien	16	Marlin Coast	NT	___

Heat 2 of 2 Finals

3	Weiss, Martin	17	Malanda	NT	___
4	Beck, Hayden	12	Stingrays	NT	___
5	Loveridge, Hugo	15	Marlin Coast	NT	___

Event 16 Girls 10 & Over 400 LC Meter Freestyle

Lane	Name	Age	Team	Seed Time	
Heat 1 of 2 Finals					
1	Ah Loy-Coutts, Mikayla	11	Atherton	6:16.52	___
2	Njaramba, Lisa	11	Tas Swimming	5:55.64	___
3	Beck, Natalie	15	Stingrays	5:38.19	___
4	Snelling, Leah	16	Tas Swimming	4:34.11	___
5	Andrejic, Maddison	15	Lightning SC	4:44.36	___
6	Camarlinghi, Siahn	14	Saints	5:45.53	___
7	Rickson, Maiya	12	Central Cairns	6:07.28	___

Heat 2 of 2 Finals

3	Allcorn, Piper	10	Central Cairns	NT	___
4	Albrecht, Izabella	10	Tobruk	NT	___
5	Sullivan, Claudia	13	Saints	NT	___

Event 17 Boys 9 & Over 100 LC Meter Butterfly

Lane	Name	Age	Team	Seed Time	
Heat 1 of 3 Finals					
1	Andronicus, Nathan	16	Central Cairns	1:21.58	___
2	Rowbotham, Matthew	13	Saints	1:10.50	___
3	Kito, Sydney	15	Stingrays	1:05.91	___
4	Loveridge, Hugo	15	Marlin Coast	1:01.17	___
5	Oguchi, Takeru	16	Tas Swimming	1:05.24	___
6	McNamara, Liam	14	Central Cairns	1:06.59	___
7	Finlay, Fraser	13	Marlin Coast	1:20.50	___
8	Loveridge, Oscar	11	Marlin Coast	1:22.16	___

Heat 2 of 3 Finals

1	Giese, Archer	12	Cooktown	2:03.68	___
2	Pensio, Maia	10	Cooktown	1:53.65	___
3	Whittaker, Slayde	14	Cooktown	1:37.34	___
4	Bartley, Michael	14	Marlin Coast	1:31.84	___
5	De Carlo, Raiden	12	Marlin Coast	1:35.74	___
6	Ryder, Jett	13	Cooktown	1:38.59	___
7	Ryder, Cruze	11	Cooktown	1:55.77	___
8	Hunt, Chase	11	Cooktown	2:19.61	___

Heat 3 of 3 Finals

2	Sly, Camden	10	Malanda	NT	___
3	Habermann, Rudolf	12	Cooktown	NT	___
4	Bradley, Jake	16	Tully	NT	___
5	Foley, Patrick	14	Central Cairns	NT	___
6	Alden, Benjamin	11	Saints	NT	___

2023 Cairns Stingrays Swim Club LC Prep Meet - 18/02/2023 to 19/02/2023

Meet Program

Event 18 Girls 9 & Over 100 LC Meter Butterfly

Lane	Name	Age	Team	Seed Time
------	------	-----	------	-----------

Heat 1 of 4 Finals

1	Brown, Emily	15	Stingrays	1:18.81
2	Lulham, Arabella	13	Marlin Coast	1:11.91
3	Carey, Paige	15	Mareeba	1:10.43
4	Deane, Jessica	15	Stingrays	1:04.33
5	Snelling, Leah	16	Tas Swimming	1:05.57
6	Greatorex, Sophie	13	Saints	1:11.11
7	Vickers, Emily	13	Marlin Coast	1:15.74
8	Millar, Abbie	12	Atherton	1:20.32

Heat 2 of 4 Finals

1	Cooper, Mali	13	Cooktown	1:35.15
2	Stewart, Madeline	12	Stingrays	1:34.37
3	Howe, Natalia	15	Tas Swimming	1:27.34
4	Thouroude, Chantal	12	Marlin Coast	1:22.45
5	Jones, Kyah	11	Central Cairns	1:25.94
6	Scholes, Amelie	13	Stingrays	1:28.58
7	Hegamaea, Lakea	14	Cooktown	1:35.02
8	O'Neile, Chloe	11	Marlin Coast	1:36.71

Heat 3 of 4 Finals

1	Whittaker, Sapphire	13	Cooktown	1:59.30
2	Greenwood, Eva	11	Stingrays	1:54.96
3	Hewitt, Ashley	10	Marlin Coast	1:45.44
4	Hewitt, Brooklyn	12	Marlin Coast	1:42.94
5	Curzon, Neena	12	Innisfail	1:44.72
6	Cracknell, Lucy	11	Stingrays	1:49.99
7	Page, Sienna	11	Stingrays	1:57.80
8	Drown, Piper	11	Tobruk	2:06.54

Heat 4 of 4 Finals

2	Hegamaea, Haila	11	Cooktown	NT
3	Goulding, Siena	11	Edge Hill	NT
4	Mott, Eliza	16	Malanda	NT
5	Smith, Shelby	14	Saints	NT
6	Miotto, Isabel	11	Stingrays	NT
7	Glaspy, Kinsley	10	Malanda	NT

Event 19 Boys 11 & Over 200 LC Meter Breaststroke

Lane	Name	Age	Team	Seed Time
------	------	-----	------	-----------

Heat 1 of 2 Finals

1	Simmonds, Joel	14	Central Cairns	3:13.02
2	De Carlo, Raiden	12	Marlin Coast	3:01.38
3	Elliott, Ryan	14	Tas Swimming	2:46.65
4	An, Albert Damin	16	Tas Swimming	2:26.35
5	Sorensen, Henrik	15	Tas Swimming	2:42.38
6	Thouroude, Nicolas	14	Marlin Coast	2:57.61
7	Miles, Oscar	15	Lightning SC	3:11.44
8	Cook, Noah	11	Innisfail	4:16.28

Heat 2 of 2 Finals

3	Macmillan, Carrick	12	Cooktown	NT
4	Alden, Benjamin	11	Saints	NT
5	Alden, Oliver	13	Saints	NT

Event 20 Girls 11 & Over 200 LC Meter Breaststroke

Lane	Name	Age	Team	Seed Time
------	------	-----	------	-----------

Heat 1 of 2 Finals

1	Rickson, Maiya	12	Central Cairns	3:41.14
2	Difrancesco, Tamarin	15	Saints	3:34.01
3	Beck, Natalie	15	Stingrays	3:31.25
4	Rothwell, Aisling	17	Tas Swimming	2:48.81
5	Percy, Jamie	13	Tas Swimming	3:12.63
6	Hogan, Casey	12	Central Cairns	3:33.75
7	Simms, Alice	11	Mareeba	3:37.47
8	Camarlinghi, Siahn	14	Saints	3:43.43

Heat 2 of 2 Finals

2	Andrejic, Maddison	15	Lightning SC	NT
3	McLeod, Willow	11	Saints	NT
4	Hunt, Teila	14	Cooktown	3:44.83
5	Winton, Isla	11	Cooktown	4:01.19
6	McLeod, Kensey	11	Saints	NT

Event 23 Boys 8 & Under 25 LC Meter Backstroke

Lane	Name	Age	Team	Seed Time
------	------	-----	------	-----------

Heat 1 of 1 Finals

2	Chohan, Ajay	6	Malanda	55.32
3	Cracknell, Thomas	8	Stingrays	38.56
4	Gilvear, Zander	6	Malanda	32.77
5	Greenwood, James	6	Stingrays	36.76
6	Sly, Leon	6	Malanda	48.98
7	Stewart, Daniel	7	Stingrays	NT

Event 24 Girls 8 & Under 25 LC Meter Backstroke

Lane	Name	Age	Team	Seed Time
------	------	-----	------	-----------

Heat 1 of 2 Finals

1	Adams, Aida	7	Edge Hill	NT
2	Piccolo, Jorja	7	Stingrays	35.68
3	Masina, Maddisyn	8	Innisfail	30.73
4	Bevan, Shamajah	7	Central Cairns	29.11
5	Crumpton, Holly	6	Central Cairns	29.96
6	Neill, Kailani	7	Malanda	33.83
7	Standing, Molly	8	Stingrays	37.78
8	Yang, Keira	7	Edge Hill	NT

Heat 2 of 2 Finals

3	Deldot, Elizabeth Anne	6	Saints	NT
4	Chan, Emma	7	Edge Hill	NT
5	Brown, Sienna	7	Stingrays	NT

Event 25 Boys 8-9 50 LC Meter Backstroke

Lane	Name	Age	Team	Seed Time
------	------	-----	------	-----------

Heat 1 of 2 Finals

1	Greenwood, Travis	8	Stingrays	58.29
2	Waller, Frankie	9	Central Cairns	55.52
3	Laitinen, Jack	9	Tobruk	51.16
4	Loveridge, Archie	9	Marlin Coast	45.75
5	Murphy, Ty	9	Marlin Coast	49.23
6	Drummond -smith, Heath	9	Stingrays	53.19
7	Cockrem, Ash	9	Malanda	56.86
8	Brown, Nate	9	Stingrays	1:01.37

2023 Cairns Stingrays Swim Club LC Prep Meet - 18/02/2023 to 19/02/2023

Meet Program

Heat 2 Finals (#25 Boys 8-9 50 LC Meter Backstroke)

2	Chohan, Taj	8	Malanda	1:17.22	___
3	Captain, Tykiel	9	Central Cairns	1:11.52	___
4	Habgood, Brock	8	Marlin Coast	1:01.43	___
5	Sly, Coen	8	Malanda	1:01.57	___
6	Deldot, Thomas Matthew	9	Saints	1:11.84	___

Event 26 Girls 8-9 50 LC Meter Backstroke

Lane	Name	Age	Team	Seed Time	
Heat 1 of 3 Finals					
1	De la Fonteyne, Claire	9	Stingrays	58.87	___
2	Oliver, Ella	9	Stingrays	57.92	___
3	Rowbotham, Aila	9	Saints	57.21	___
4	Allcorn, Frankie	8	Central Cairns	52.63	___
5	Napper, Jesse	8	Tas Swimming	54.41	___
6	Ball, Zoe	9	Central Cairns	57.91	___
7	Neill, Khalifa	9	Malanda	58.73	___
8	Kim, Se-A	9	Tas Swimming	59.43	___

Heat 2 of 3 Finals

1	Alden, Ada	9	Saints	1:04.19	___
2	Piccolo, Rianna	9	Stingrays	1:03.04	___
3	Rees, Daisy	8	Stingrays	1:00.72	___
4	Papworth, Skyla	9	Central Cairns	1:00.16	___
5	Coleman, Elizabeth	9	Tas Swimming	1:00.71	___
6	Sweeper, Azahlia	9	Mareeba	1:02.60	___
7	Ross, Emmylou	8	Tas Swimming	1:03.78	___
8	McClellan, Nahla	8	Stingrays	1:04.31	___

Heat 3 of 3 Finals

2	Munasinghe, Chenuli	8	Tobruk	NT	___
3	Winton, Zoe	9	Cooktown	1:08.34	___
4	Cerutti, Jessica	8	Saints	1:06.82	___
5	Yet Foy, Hannah	8	Tas Swimming	1:07.30	___
6	Bryan, Kennedy	9	Tobruk	NT	___
7	Donovan, Charlee	8	Marlin Coast	NT	___

Event 27 Boys 8 & Under 25 LC Meter Butterfly

Lane	Name	Age	Team	Seed Time	
Heat 1 of 1 Finals					
4	Gilvear, Zander	6	Malanda	42.20	___
5	Musumeci, Liam	6	Stingrays	NT	___

Event 28 Girls 8 & Under 25 LC Meter Butterfly

Lane	Name	Age	Team	Seed Time	
Heat 1 of 2 Finals					
2	Piccolo, Jorja	7	Stingrays	40.11	___
3	Bevan, Shamajah	7	Central Cairns	30.96	___
4	Neill, Kailani	7	Malanda	26.99	___
5	Masina, Maddisyn	8	Innisfail	30.83	___
6	Crumpton, Holly	6	Central Cairns	33.68	___
7	Standing, Molly	8	Stingrays	NT	___

Heat 2 of 2 Finals

3	Deldot, Elizabeth Anne	6	Saints	NT	___
4	Chan, Emma	7	Edge Hill	NT	___
5	Yang, Keira	7	Edge Hill	NT	___

Event 29 Boys 8-9 50 LC Meter Butterfly

Lane	Name	Age	Team	Seed Time	
Heat 1 of 2 Finals					
1	Captain, Tykiel	9	Central Cairns	1:25.13	___
2	Waller, Frankie	9	Central Cairns	1:04.28	___
3	Laitinen, Jack	9	Tobruk	56.21	___
4	Loveridge, Archie	9	Marlin Coast	50.19	___
5	Cockrem, Ash	9	Malanda	54.25	___
6	Murphy, Ty	9	Marlin Coast	57.62	___
7	Sly, Coen	8	Malanda	1:22.20	___

Heat 2 of 2 Finals

3	Habgood, Brock	8	Marlin Coast	NT	___
4	Chohan, Taj	8	Malanda	1:40.41	___
5	Deldot, Thomas Matthew	9	Saints	NT	___

Event 30 Girls 8-9 50 LC Meter Butterfly

Lane	Name	Age	Team	Seed Time	
Heat 1 of 2 Finals					
1	Ball, Zoe	9	Central Cairns	1:03.57	___
2	Allcorn, Frankie	8	Central Cairns	1:01.05	___
3	Cerutti, Jessica	8	Saints	59.20	___
4	Alden, Ada	9	Saints	57.06	___
5	De la Fonteyne, Claire	9	Stingrays	59.03	___
6	Oliver, Ella	9	Stingrays	1:00.85	___
7	Kim, Se-A	9	Tas Swimming	1:02.87	___
8	Piccolo, Rianna	9	Stingrays	1:04.09	___

Heat 2 of 2 Finals

1	Munasinghe, Chenuli	8	Tobruk	NT	___
2	Bryan, Kennedy	9	Tobruk	NT	___
3	Papworth, Skyla	9	Central Cairns	1:11.77	___
4	Coleman, Elizabeth	9	Tas Swimming	1:07.55	___
5	Napper, Jesse	8	Tas Swimming	1:09.87	___
6	Sweeper, Azahlia	9	Mareeba	1:30.05	___
7	Rowbotham, Aila	9	Saints	NT	___
8	Donovan, Charlee	8	Marlin Coast	NT	___

Event 31 Boys 8 & Under 25 LC Meter Breaststroke

Lane	Name	Age	Team	Seed Time	
Heat 1 of 1 Finals					
2	Stewart, Daniel	7	Stingrays	NT	___
3	Gilvear, Zander	6	Malanda	53.17	___
4	Chohan, Taj	8	Malanda	40.93	___
5	Greenwood, James	6	Stingrays	42.73	___
6	Sly, Leon	6	Malanda	1:04.44	___
7	Musumeci, Liam	6	Stingrays	NT	___

Event 32 Girls 8 & Under 25 LC Meter Breaststroke

Lane	Name	Age	Team	Seed Time	
Heat 1 of 2 Finals					
1	Standing, Molly	8	Stingrays	38.43	___
2	Masina, Maddisyn	8	Innisfail	35.82	___
3	Neill, Kailani	7	Malanda	33.32	___
4	McClellan, Nahla	8	Stingrays	32.19	___
5	Piccolo, Jorja	7	Stingrays	32.74	___
6	Bevan, Shamajah	7	Central Cairns	33.93	___
7	Crumpton, Holly	6	Central Cairns	37.34	___

Heat 2 of 2 Finals

3	Deldot, Elizabeth Anne	6	Saints	NT	___
4	Yang, Keira	7	Edge Hill	NT	___
5	Brown, Sienna	7	Stingrays	NT	___

2023 Cairns Stingrays Swim Club LC Prep Meet - 18/02/2023 to 19/02/2023

Meet Program

Event 33 Boys 8-9 50 LC Meter Breaststroke

Lane	Name	Age	Team	Seed Time
Heat 1 of 2 Finals				
1	Laitinen, Jack	9	Tobruk	1:10.69
2	Cracknell, Thomas	8	Stingrays	1:08.94
3	Habgood, Brock	8	Marlin Coast	1:02.67
4	Loveridge, Archie	9	Marlin Coast	55.03
5	Murphy, Ty	9	Marlin Coast	55.22
6	Waller, Frankie	9	Central Cairns	1:03.31
7	Deldot, Thomas Matthew	9	Saints	1:09.49
8	Greenwood, Travis	8	Stingrays	1:14.40
Heat 2 of 2 Finals				
3	Brown, Nate	9	Stingrays	1:16.21
4	Cockrem, Ash	9	Malanda	1:15.34
5	Captain, Tykiel	9	Central Cairns	1:15.53
6	Sly, Coen	8	Malanda	1:27.23

Event 34 Girls 8-9 50 LC Meter Breaststroke

Lane	Name	Age	Team	Seed Time
Heat 1 of 3 Finals				
1	Napper, Jesse	8	Tas Swimming	1:05.66
2	Oliver, Ella	9	Stingrays	1:03.31
3	Allcorn, Frankie	8	Central Cairns	1:00.91
4	Kim, Se-A	9	Tas Swimming	59.85
5	Cerutti, Jessica	8	Saints	1:00.42
6	Piccolo, Rianna	9	Stingrays	1:01.49
7	Neill, Khalifa	9	Malanda	1:03.61
8	Ball, Zoe	9	Central Cairns	1:06.33
Heat 2 of 3 Finals				
1	Winton, Zoe	9	Cooktown	1:20.24
2	Rowbotham, Aila	9	Saints	1:14.45
3	De la Fonteyne, Claire	9	Stingrays	1:10.89
4	Alden, Ada	9	Saints	1:09.28
5	Sweeper, Azahlia	9	Mareeba	1:10.82
6	Coleman, Eliizabeth	9	Tas Swimming	1:11.38
7	Papworth, Skyla	9	Central Cairns	1:17.71
8	Rees, Daisy	8	Stingrays	1:29.78
Heat 3 of 3 Finals				
2	Donovan, Charlee	8	Marlin Coast	NT
3	Yet Foy, Hannah	8	Tas Swimming	NT
4	Bryan, Kennedy	9	Tobruk	NT
5	Ross, Emmylou	8	Tas Swimming	NT
6	Munasinghe, Chenuli	8	Tobruk	NT

Event 35 Boys 8 & Under 25 LC Meter Freestyle

Lane	Name	Age	Team	Seed Time
Heat 1 of 1 Finals				
2	Musumeci, Liam	6	Stingrays	NT
3	Sly, Leon	6	Malanda	44.68
4	Greenwood, James	6	Stingrays	27.04
5	Gilvear, Zander	6	Malanda	29.92
6	Stewart, Daniel	7	Stingrays	NT

Event 36 Girls 8 & Under 25 LC Meter Freestyle

Lane	Name	Age	Team	Seed Time
Heat 1 of 2 Finals				
1	Standing, Molly	8	Stingrays	28.93
2	Bevan, Shamajah	7	Central Cairns	27.27
3	McClellan, Nahla	8	Stingrays	26.42
4	Neill, Kailani	7	Malanda	21.44
5	Masina, Maddisyn	8	Innisfail	24.11
6	Crumpton, Holly	6	Central Cairns	26.75
7	Piccolo, Jorja	7	Stingrays	28.93
8	Chan, Emma	7	Edge Hill	NT
Heat 2 of 2 Finals				
3	Adams, Aida	7	Edge Hill	NT
4	Yang, Keira	7	Edge Hill	NT
5	Brown, Sienna	7	Stingrays	NT
6	Deldot, Elizabeth Anne	6	Saints	NT

Event 37 Boys 8 & Over 50 LC Meter Freestyle

Lane	Name	Age	Team	Seed Time
Heat 1 of 10 Finals				
1	Kito, Sydney	15	Stingrays	27.50
2	Lowrey, Joshua	14	Stingrays	27.43
3	Loveridge, Hugo	15	Marlin Coast	26.92
4	Hughes, Brady	17	Atherton	25.13
5	Galea, Jonathan	13	Saints	26.69
6	Thouroude, Nicolas	14	Marlin Coast	27.30
7	Thouroude, Sebastien	16	Marlin Coast	27.48
8	Weiss, Martin	17	Malanda	27.81
Heat 2 of 10 Finals				
1	McNamara, Liam	14	Central Cairns	28.75
2	Milne, Nate	16	Stingrays	28.28
3	Oguchi, Takeru	16	Tas Swimming	27.93
4	Miles, Oscar	15	Lightning SC	27.84
5	Turnbull, Nathan	15	Tas Swimming	27.86
6	Bradley, Jake	16	Tully	27.98
7	Dimitrijevic, Antonije	15	Tas Swimming	28.45
8	Elliott, Ryan	14	Tas Swimming	28.90
Heat 3 of 10 Finals				
1	Whittaker, Slayde	14	Cooktown	32.20
2	Loveridge, Oscar	11	Marlin Coast	31.49
3	Genge, Jackson	14	Atherton	31.43
4	Murray, Taj	15	Marlin Coast	29.79
5	Simmonds, Joel	14	Central Cairns	31.05
6	Connors, Cooper	13	Saints	31.45
7	Kito, Sunny	10	Stingrays	31.61
8	Ryder, Jett	13	Cooktown	32.40
Heat 4 of 10 Finals				
1	De Jong, Jaron	15	Saints	34.61
2	Cerutti, Luke	13	Saints	34.48
3	Habermann, Rudolf	12	Cooktown	33.85
4	Bartley, Michael	14	Marlin Coast	32.57
5	Howe, James	13	Tas Swimming	33.78
6	Wilson, Ulrich	12	Atherton	34.47
7	Sweeper, Harley	11	Mareeba	34.59
8	Oliver, Darcy	11	Stingrays	34.95

2023 Cairns Stingrays Swim Club LC Prep Meet - 18/02/2023 to 19/02/2023

Meet Program

Heat 5 Finals (#37 Boys 8 & Over 50 LC Meter Freestyle)

1	Loveridge, Archie	9	Marlin Coast	36.48	_____
2	Alden, Oliver	13	Saints	35.86	_____
3	Marek, Cooper	14	Central Cairns	35.75	_____
4	Pensio, Maia	10	Cooktown	35.17	_____
5	De Carlo, Raiden	12	Marlin Coast	35.46	_____
6	Giese, Archer	12	Cooktown	35.79	_____
7	Beck, Hayden	12	Stingrays	36.04	_____
8	Mittempergher, Noah	12	Marlin Coast	36.56	_____

Heat 6 of 10 Finals

1	Ryder, Cruze	11	Cooktown	39.54	_____
2	Kaesler, Ryan	12	Atherton	38.45	_____
3	Alden, Benjamin	11	Saints	38.16	_____
4	Turnbull, Noah	12	Tas Swimming	37.06	_____
5	Macmillan, Carrick	12	Cooktown	37.13	_____
6	Hunt, Chase	11	Cooktown	38.35	_____
7	Ross, Clancy	10	Tas Swimming	38.66	_____
8	Murphy, Ty	9	Marlin Coast	39.59	_____

Heat 7 of 10 Finals

1	Kurata, Rio	11	Marlin Coast	42.58	_____
2	Giese, Max	10	Cooktown	41.58	_____
3	Dalmeyer, Fraser	10	Stingrays	40.17	_____
4	Sichter, Cooper	13	Tully	39.76	_____
5	Scholes, Thomas	10	Stingrays	39.91	_____
6	Greenwood, Travis	8	Stingrays	41.23	_____
7	Armstrong, Thomas	11	Tobruk	42.45	_____
8	Laitinen, Jack	9	Tobruk	42.63	_____

Heat 8 of 10 Finals

1	Houlihan, Finn	11	Stingrays	44.73	_____
2	Drummond -smith, Heath	9	Stingrays	44.36	_____
3	Waller, Frankie	9	Central Cairns	43.40	_____
4	Kilpatrick, Daniel	11	Tobruk	42.85	_____
5	Cockrem, Ash	9	Malanda	42.89	_____
6	Deldot, James Alwxander	10	Saints	43.86	_____
7	Ball, Jake	11	Central Cairns	44.48	_____
8	Milne, Luis	12	Stingrays	45.88	_____

Heat 9 of 10 Finals

1	Deldot, Thomas Matthew	9	Saints	55.63	_____
2	Sly, Coen	8	Malanda	52.64	_____
3	Sly, Camden	10	Malanda	46.63	_____
4	Duyckers, Beau	10	Tobruk	46.47	_____
5	Habgood, Brock	8	Marlin Coast	46.62	_____
6	Captain, Tykiel	9	Central Cairns	50.56	_____
7	Brown, Nate	9	Stingrays	53.37	_____
8	Cracknell, Thomas	8	Stingrays	1:01.21	_____

Heat 10 of 10 Finals

2	Yan, Lucas	10	Tobruk	NT	_____
3	Pickard, Jaxon	10	Stingrays	NT	_____
4	Mann, Adrian	14	Edge Hill	1:03.86	_____
5	Parnaby, Oliver	14	Tobruk	NT	_____
6	Conkey, Jimmy	10	Tobruk	NT	_____

Event 38 Girls 8 & Over 50 LC Meter Freestyle

Lane	Name	Age	Team	Seed Time	
------	------	-----	------	-----------	--

Heat 1 of 13 Finals

1	King, Savannah	14	Lightning SC	28.69	_____
2	Rothwell, Aisling	17	Tas Swimming	28.00	_____
3	Deane, Jessica	15	Stingrays	26.86	_____
4	Ganfield, Rayner	15	Tas Swimming	26.51	_____
5	Galea, Annabel	15	Saints	26.77	_____
6	Snelling, Leah	16	Tas Swimming	27.34	_____
7	Pullar, Emma	16	Stingrays	28.43	_____
8	Vickers, Emily	13	Marlin Coast	29.53	_____

Heat 2 of 13 Finals

1	Hegamaea, Lakea	14	Cooktown	30.56	_____
2	Higginson, Isabella	14	Stingrays	30.13	_____
3	Lockyer, Summer	15	Saints	29.79	_____
4	Walkear, Ruby	13	Tas Swimming	29.66	_____
5	Carey, Paige	15	Mareeba	29.76	_____
6	Andrejic, Maddison	15	Lightning SC	29.85	_____
7	Hanson, Jordaan	17	Tas Swimming	30.47	_____
8	Chen, Joanna	15	Tas Swimming	30.56	_____

Heat 3 of 13 Finals

1	Sullivan, Claudia	13	Saints	31.69	_____
2	Whitby, Rylee	14	Stingrays	31.41	_____
3	Percy, Jamie	13	Tas Swimming	31.31	_____
4	Smith, Shelby	14	Saints	31.14	_____
5	Howe, Natalia	15	Tas Swimming	31.22	_____
6	Thouroude, Chantal	12	Marlin Coast	31.35	_____
7	Millar, Abbie	12	Atherton	31.59	_____
8	Travers-Mason, Kai	14	Stingrays	31.74	_____

Heat 4 of 13 Finals

1	Hogan, Casey	12	Central Cairns	33.71	_____
2	Cooper, Mali	13	Cooktown	33.22	_____
3	Allcorn, Piper	10	Central Cairns	32.83	_____
4	Scholes, Amelie	13	Stingrays	31.81	_____
5	Jones, Kyah	11	Central Cairns	32.07	_____
6	Pedler, Naomi	14	Stingrays	32.98	_____
7	Stewart, Madeline	12	Stingrays	33.26	_____
8	O'Neile, Chloe	11	Marlin Coast	33.97	_____

Heat 5 of 13 Finals

1	Dalmeyer, Eloise	12	Stingrays	34.88	_____
2	Ah Loy-Coutts, Mikayla	11	Atherton	34.65	_____
3	Hunter, Tanasyn	13	Mareeba	34.52	_____
4	Curzon, Neena	12	Innisfail	34.25	_____
5	Njaramba, Lisa	11	Tas Swimming	34.45	_____
6	Simms, Isabelle	14	Mareeba	34.52	_____
7	Hegamaea, Haila	11	Cooktown	34.65	_____
8	Ambrum, Latoya	13	Innisfail	34.91	_____

Heat 6 of 13 Finals

1	McPherson, Asia	13	Marlin Coast	36.63	_____
2	Masina, Eva	13	Innisfail	36.00	_____
3	Bordeos, Jada	12	Mareeba	35.84	_____
4	Greenwood, Eva	11	Stingrays	34.96	_____
5	Hewitt, Brooklyn	12	Marlin Coast	35.07	_____
6	Solomonides, Alice	11	Marlin Coast	35.86	_____
7	Parnaby, Annabel	11	Tobruk	36.56	_____
8	Gostlow, Isabella	12	Tobruk	36.85	_____

2023 Cairns Stingrays Swim Club LC Prep Meet - 18/02/2023 to 19/02/2023

Meet Program

Heat 7 Finals (#38 Girls 8 & Over 50 LC Meter Freestyle)

1	Marek, Abbey	12	Central Cairns	37.93	___
2	Sokolowski, Lylla	13	Tobruk	37.69	___
3	Cracknell, Lucy	11	Stingrays	36.94	___
4	De la Fonteyne, Zara	11	Stingrays	36.91	___
5	Crocker, Tegan	15	Tobruk	36.93	___
6	Goulding, Siena	11	Edge Hill	37.60	___
7	Page, Sienna	11	Stingrays	37.77	___
8	Simms, Alice	11	Mareeba	38.17	___

Heat 8 of 13 Finals

1	Palmela, Sophia	11	Tobruk	39.78	___
2	Taylor, Rosie	12	Tobruk	39.20	___
3	Whittaker, Saphire	13	Cooktown	39.18	___
4	Turnbull, Chelsea	11	Tas Swimming	38.29	___
5	Treloar, Natalie	11	Cooktown	38.77	___
6	Drown, Piper	11	Tobruk	39.19	___
7	Pedler, Lauren	11	Stingrays	39.42	___
8	Dunn, Camryn	11	Tas Swimming	39.90	___

Heat 9 of 13 Finals

1	Ross, Scarlet	12	Tas Swimming	42.04	___
2	Greenwood, Isabelle	10	Stingrays	41.22	___
3	Twomey, Scarlett	11	Tas Swimming	40.55	___
4	Ambrum, Katara	10	Innisfail	39.90	___
5	Smith, India	11	Tobruk	40.47	___
6	Daley, Mikayla	11	Tobruk	40.66	___
7	Southern, Ruby	11	Central Cairns	41.98	___
8	Habgood, Tully	10	Marlin Coast	42.42	___

Heat 10 of 13 Finals

1	Allcorn, Frankie	8	Central Cairns	44.05	___
2	Ah Loy-Coutts, Madison	13	Atherton	43.42	___
3	Piccolo, Rianna	9	Stingrays	43.10	___
4	Bordeos, Jana	10	Mareeba	42.43	___
5	Miotto, Isabel	11	Stingrays	42.92	___
6	Ford, Kaia	10	Stingrays	43.26	___
7	Neill, Khalifa	9	Malanda	43.93	___
8	McLeod, Kensey	11	Saints	44.43	___

Heat 11 of 13 Finals

1	McLeod, Willow	11	Saints	48.15	___
2	Ball, Zoe	9	Central Cairns	48.10	___
3	Napper, Jesse	8	Tas Swimming	46.20	___
4	Oliver, Ella	9	Stingrays	44.44	___
5	McClellan, Bella-Trez	11	Stingrays	44.92	___
6	De la Fonteyne, Claire	9	Stingrays	46.60	___
7	Rowbotham, Aila	9	Saints	48.14	___
8	Alden, Ada	9	Saints	48.25	___

Heat 12 of 13 Finals

1	Crumpton, Sophie	13	Central Cairns	1:00.55	___
2	Coleman, Eliizabeth	9	Tas Swimming	56.68	___
3	Papworth, Skyla	9	Central Cairns	50.65	___
4	Sweeper, Azahlia	9	Mareeba	48.99	___
5	Kim, Se-A	9	Tas Swimming	50.32	___
6	Cerutti, Jessica	8	Saints	54.90	___
7	Ross, Emmylou	8	Tas Swimming	56.97	___
8	Habermann, Ella	10	Cooktown	1:01.79	___

Heat 13 of 13 Finals

1	Munasinghe, Chenuli	8	Tobruk	NT	___
2	Bigg, Isabella	11	Stingrays	NT	___
3	Winton, Zoe	9	Cooktown	1:09.23	___
4	Yet Foy, Hannah	8	Tas Swimming	1:06.29	___
5	Rees, Daisy	8	Stingrays	1:06.63	___
6	Rigaldi, Kira	11	Stingrays	NT	___
7	Bryan, Kennedy	9	Tobruk	NT	___
8	Donovan, Charlee	8	Marlin Coast	NT	___

Event 39 Boys 11 & Over 800 LC Meter Freestyle

Lane	Name	Age	Team	Seed Time
------	------	-----	------	-----------

Heat 1 of 1 Finals

2	Rowbotham, Matthew	13	Saints	NT	___
3	Robertson, Callum	14	Saints	9:41.51	___
4	Galea, Jonathan	13	Saints	NT	___
5	Southern, Bill	12	Central Cairns	NT	___

Event 40 Girls 11 & Over 800 LC Meter Freestyle

Lane	Name	Age	Team	Seed Time
------	------	-----	------	-----------

Heat 1 of 1 Finals

7	Lulham, Arabella	13	Marlin Coast	NT	___
---	------------------	----	--------------	----	-----

Event 41 Boys 11 & Over 400 LC Meter IM

Lane	Name	Age	Team	Seed Time
------	------	-----	------	-----------

Heat 1 of 1 Finals

3	Loveridge, Hugo	15	Marlin Coast	5:34.08	___
4	An, Albert Damin	16	Tas Swimming	4:40.93	___
5	Kito, Sydney	15	Stingrays	4:54.40	___
6	Finlay, Fraser	13	Marlin Coast	NT	___

Event 42 Girls 11 & Over 400 LC Meter IM

Lane	Name	Age	Team	Seed Time
------	------	-----	------	-----------

Heat 1 of 1 Finals

3	Beck, Natalie	15	Stingrays	6:45.28	___
4	King, Savannah	14	Lightning SC	5:22.80	___
5	Greatorex, Sophie	13	Saints	5:38.99	___
6	Brown, Emily	15	Stingrays	NT	___

Event 45 Boys 11 & Over 200 LC Meter Freestyle

Lane	Name	Age	Team	Seed Time
------	------	-----	------	-----------

Heat 1 of 3 Finals

1	Sweeper, Harley	11	Mareeba	2:46.10	___
2	Andronicus, Nathan	16	Central Cairns	2:36.90	___
3	Galea, Jonathan	13	Saints	2:19.13	___
4	An, Albert Damin	16	Tas Swimming	2:04.11	___
5	Sorensen, Henrik	15	Tas Swimming	2:05.45	___
6	Lowrey, Joshua	14	Stingrays	2:32.68	___
7	Cerutti, Luke	13	Saints	2:45.43	___
8	Wilson, Ulrich	12	Atherton	2:50.16	___

Heat 2 of 3 Finals

1	Howe, James	13	Tas Swimming	NT	___
2	Alden, Benjamin	11	Saints	NT	___
3	Oliver, Darcy	11	Stingrays	2:58.83	___
4	De Carlo, Raiden	12	Marlin Coast	2:53.67	___
5	De Jong, Jaron	15	Saints	2:56.62	___
6	Ball, Jake	11	Central Cairns	3:39.98	___
7	Whittaker, Slayde	14	Cooktown	NT	___

2023 Cairns Stingrays Swim Club LC Prep Meet - 18/02/2023 to 19/02/2023

Meet Program

Heat 3 Finals (#45 Boys 11 & Over 200 LC Meter Freestyle)

3	Ryder, Jett	13	Cooktown	NT	_____
4	Macmillan, Carrick	12	Cooktown	NT	_____
5	Ryder, Cruze	11	Cooktown	NT	_____

Event 46 Girls 11 & Over 200 LC Meter Freestyle

Lane	Name	Age	Team	Seed Time	
------	------	-----	------	-----------	--

Heat 1 of 4 Finals

1	Higginson, Isabella	14	Stingrays	2:28.86	_____
2	Galea, Annabel	15	Saints	2:18.66	_____
3	Ganfield, Rayner	15	Tas Swimming	2:12.40	_____
4	Snelling, Leah	16	Tas Swimming	2:07.56	_____
5	Deane, Jessica	15	Stingrays	2:12.19	_____
6	Rothwell, Aisling	17	Tas Swimming	2:14.11	_____
7	Graham, Hayley	17	Marlin Coast	2:27.93	_____
8	Camarlinghi, Siahn	14	Saints	2:29.07	_____

Heat 2 of 4 Finals

1	Beck, Natalie	15	Stingrays	2:44.25	_____
2	Travers-Mason, Kai	14	Stingrays	2:33.60	_____
3	Lockyer, Summer	15	Saints	2:32.02	_____
4	Sullivan, Claudia	13	Saints	2:30.01	_____
5	Thouroude, Chantal	12	Marlin Coast	2:31.34	_____
6	Carey, Paige	15	Mareeba	2:33.01	_____
7	Howe, Natalia	15	Tas Swimming	2:41.19	_____
8	O'Neile, Chloe	11	Marlin Coast	2:45.23	_____

Heat 3 of 4 Finals

1	Marek, Abbey	12	Central Cairns	3:21.34	_____
2	Hegamaea, Lakea	14	Cooktown	2:52.93	_____
3	Hunter, Tanasyn	13	Mareeba	2:50.82	_____
4	Njaramba, Lisa	11	Tas Swimming	2:47.80	_____
5	Curzon, Neena	12	Innisfail	2:50.67	_____
6	Cooper, Mali	13	Cooktown	2:51.92	_____
7	Rickson, Maiya	12	Central Cairns	3:00.26	_____
8	Ah Loy-Coutts, Madison	13	Atherton	3:54.17	_____

Heat 4 of 4 Finals

1	Dunn, Camryn	11	Tas Swimming	NT	_____
2	Simms, Alice	11	Mareeba	NT	_____
3	Parnaby, Annabel	11	Tobruk	NT	_____
4	Smith, India	11	Tobruk	NT	_____
5	Whittaker, Sapphire	13	Cooktown	NT	_____
6	Drown, Piper	11	Tobruk	NT	_____
7	Treloar, Natalie	11	Cooktown	NT	_____

Event 47 Boys 9 & Over 100 LC Meter Breaststroke

Lane	Name	Age	Team	Seed Time	
------	------	-----	------	-----------	--

Heat 1 of 6 Finals

1	De Carlo, Raiden	12	Marlin Coast	1:23.73	_____
2	Milne, Nate	16	Stingrays	1:16.63	_____
3	Hughes, Brady	17	Atherton	1:16.06	_____
4	An, Albert Damin	16	Tas Swimming	1:06.53	_____
5	Elliott, Ryan	14	Tas Swimming	1:14.54	_____
6	Sorensen, Henrik	15	Tas Swimming	1:16.48	_____
7	Thouroude, Nicolas	14	Marlin Coast	1:21.03	_____
8	Kito, Sunny	10	Stingrays	1:24.46	_____

Heat 2 of 6 Finals

1	Connors, Cooper	13	Saints	1:43.34	_____
2	Genge, Jackson	14	Atherton	1:38.28	_____
3	Finlay, Fraser	13	Marlin Coast	1:30.62	_____
4	Turnbull, Nathan	15	Tas Swimming	1:26.63	_____
5	Simmonds, Joel	14	Central Cairns	1:30.12	_____
6	Marek, Cooper	14	Central Cairns	1:36.27	_____
7	De Jong, Jaron	15	Saints	1:42.20	_____
8	Pensio, Maia	10	Cooktown	1:44.46	_____

Heat 3 of 6 Finals

1	Macmillan, Carrick	12	Cooktown	1:52.45	_____
2	Alden, Oliver	13	Saints	1:50.90	_____
3	Bartley, Michael	14	Marlin Coast	1:50.82	_____
4	Sichter, Cooper	13	Tully	1:46.85	_____
5	Ryder, Jett	13	Cooktown	1:47.24	_____
6	Whittaker, Slayde	14	Cooktown	1:50.83	_____
7	Giese, Max	10	Cooktown	1:51.21	_____
8	Cerutti, Luke	13	Saints	1:52.78	_____

Heat 4 of 6 Finals

1	Habermann, Rudolf	12	Cooktown	2:03.22	_____
2	Murphy, Ty	9	Marlin Coast	2:00.81	_____
3	Dalmeyer, Fraser	10	Stingrays	1:58.79	_____
4	Beck, Hayden	12	Stingrays	1:55.34	_____
5	Hunt, Chase	11	Cooktown	1:55.54	_____
6	Howe, James	13	Tas Swimming	1:59.90	_____
7	Kaesler, Ryan	12	Atherton	2:02.09	_____
8	Loveridge, Archie	9	Marlin Coast	2:04.24	_____

Heat 5 of 6 Finals

1	Kurata, Rio	11	Marlin Coast	NT	_____
2	Sly, Camden	10	Malanda	2:33.94	_____
3	Alden, Benjamin	11	Saints	2:10.27	_____
4	Ryder, Cruze	11	Cooktown	2:06.82	_____
5	Scholes, Thomas	10	Stingrays	2:09.66	_____
6	Armstrong, Thomas	11	Tobruk	2:10.65	_____
7	Bradley, Jake	16	Tully	NT	_____
8	Pickard, Jaxon	10	Stingrays	NT	_____

Heat 6 of 6 Finals

3	Laitinen, Jack	9	Tobruk	NT	_____
4	Deldot, James Alwxander	10	Saints	NT	_____
5	Ross, Clancy	10	Tas Swimming	NT	_____

Event 48 Girls 9 & Over 100 LC Meter Breaststroke

Lane	Name	Age	Team	Seed Time	
------	------	-----	------	-----------	--

Heat 1 of 6 Finals

1	Hegamaea, Lakea	14	Cooktown	1:35.99	_____
2	Cracknell, Lucy	11	Stingrays	1:34.06	_____
3	Percy, Jamie	13	Tas Swimming	1:25.91	_____
4	Rothwell, Aisling	17	Tas Swimming	1:17.69	_____
5	Graham, Lexi	14	Marlin Coast	1:22.59	_____
6	Millar, Abbie	12	Atherton	1:31.40	_____
7	Hunter, Tanasyn	13	Mareeba	1:34.53	_____
8	Whitby, Rylee	14	Stingrays	1:36.73	_____

2023 Cairns Stingrays Swim Club LC Prep Meet - 18/02/2023 to 19/02/2023

Meet Program

Heat 2 Finals (#48 Girls 9 & Over 100 LC Meter Breaststroke)

1	Rickson, Maiya	12	Central Cairns	1:44.86	___
2	Dalmeyer, Eloise	12	Stingrays	1:41.32	___
3	Scholes, Amelie	13	Stingrays	1:40.44	___
4	Hogan, Casey	12	Central Cairns	1:37.88	___
5	Simms, Isabelle	14	Mareeba	1:40.43	___
6	Curzon, Neena	12	Innisfail	1:40.94	___
7	Simms, Alice	11	Mareeba	1:41.36	___
8	Hegamaea, Haila	11	Cooktown	1:44.86	___

Heat 3 of 6 Finals

1	Hewitt, Brooklyn	12	Marlin Coast	1:50.71	___
2	Ah Loy-Coutts, Mikayla	11	Atherton	1:48.28	___
3	Goulding, Siena	11	Edge Hill	1:45.90	___
4	Hunt, Teila	14	Cooktown	1:45.00	___
5	Stewart, Madeline	12	Stingrays	1:45.72	___
6	Page, Sienna	11	Stingrays	1:47.19	___
7	Winton, Isla	11	Cooktown	1:49.13	___
8	Daley, Mikayla	11	Tobruk	1:51.64	___

Heat 4 of 6 Finals

1	Cooper, Mali	13	Cooktown	2:00.40	___
2	Solomonides, Alice	11	Marlin Coast	1:57.42	___
3	Masina, Eva	13	Innisfail	1:56.26	___
4	McLeod, Kensey	11	Saints	1:53.50	___
5	Ambrum, Katara	10	Innisfail	1:55.99	___
6	Hewitt, Ashley	10	Marlin Coast	1:57.15	___
7	Marek, Abbey	12	Central Cairns	1:58.82	___
8	De la Fonteyne, Zara	11	Stingrays	2:01.75	___

Heat 5 of 6 Finals

1	Greenwood, Eva	11	Stingrays	2:11.42	___
2	Drown, Piper	11	Tobruk	2:05.36	___
3	Whittaker, Sapphire	13	Cooktown	2:04.29	___
4	Ambrum, Latoya	13	Innisfail	2:01.98	___
5	McPherson, Asia	13	Marlin Coast	2:03.86	___
6	Dunn, Camryn	11	Tas Swimming	2:04.88	___
7	McLeod, Willow	11	Saints	2:06.53	___
8	Palmela, Sophia	11	Tobruk	2:12.03	___

Heat 6 of 6 Finals

1	Alden, Ada	9	Saints	NT	___
2	Bigg, Isabella	11	Stingrays	NT	___
3	Mott, Eliza	16	Malanda	NT	___
4	Habgood, Tully	10	Marlin Coast	2:14.09	___
5	Piccolo, Rianna	9	Stingrays	2:43.52	___
6	Crocker, Tegan	15	Tobruk	NT	___
7	Habermann, Ella	10	Cooktown	NT	___

Event 49 Boys 11 & Over 200 LC Meter Butterfly

Lane	Name	Age	Team	Seed Time
------	------	-----	------	-----------

Heat 1 of 1 Finals

2	Loveridge, Oscar	11	Marlin Coast	3:04.59	___
3	Miles, Oscar	15	Lightning SC	2:57.27	___
4	Loveridge, Hugo	15	Marlin Coast	2:15.13	___
5	Kito, Sydney	15	Stingrays	2:27.31	___
6	Thouroude, Sebastien	16	Marlin Coast	3:03.24	___

Event 50 Girls 11 & Over 200 LC Meter Butterfly

Lane	Name	Age	Team	Seed Time
------	------	-----	------	-----------

Heat 1 of 1 Finals

2	Jones, Kyah	11	Central Cairns	NT	___
3	Lulham, Arabella	13	Marlin Coast	2:41.53	___
4	King, Savannah	14	Lightning SC	2:28.45	___
5	Andrejic, Maddison	15	Lightning SC	2:34.87	___
6	Carey, Paige	15	Mareeba	3:17.33	___

Event 51 Boys 9 & Over 100 LC Meter Backstroke

Lane	Name	Age	Team	Seed Time
------	------	-----	------	-----------

Heat 1 of 5 Finals

1	Lowrey, Joshua	14	Stingrays	1:18.52	___
2	McNamara, Liam	14	Central Cairns	1:16.52	___
3	Weiss, Martin	17	Malanda	1:15.60	___
4	Kito, Sydney	15	Stingrays	1:02.97	___
5	Oguchi, Takeru	16	Tas Swimming	1:11.07	___
6	Murray, Taj	15	Marlin Coast	1:16.19	___
7	Turnbull, Nathan	15	Tas Swimming	1:16.67	___
8	Kito, Sunny	10	Stingrays	1:19.31	___

Heat 2 of 5 Finals

1	Cerutti, Luke	13	Saints	1:34.65	___
2	Ryder, Jett	13	Cooktown	1:34.15	___
3	Oliver, Darcy	11	Stingrays	1:31.26	___
4	Genge, Jackson	14	Atherton	1:26.46	___
5	Turnbull, Noah	12	Tas Swimming	1:29.51	___
6	Mittempergher, Noah	12	Marlin Coast	1:32.00	___
7	Whittaker, Slayde	14	Cooktown	1:34.30	___
8	Sweeper, Harley	11	Mareeba	1:34.74	___

Heat 3 of 5 Finals

1	Loveridge, Archie	9	Marlin Coast	1:43.33	___
2	De Carlo, Raiden	12	Marlin Coast	1:40.20	___
3	Macmillan, Carrick	12	Cooktown	1:39.15	___
4	Habermann, Rudolf	12	Cooktown	1:35.75	___
5	Finlay, Fraser	13	Marlin Coast	1:36.80	___
6	Pensio, Maia	10	Cooktown	1:39.77	___
7	Alden, Oliver	13	Saints	1:42.73	___
8	Alden, Benjamin	11	Saints	1:43.33	___

Heat 4 of 5 Finals

1	Andronicus, Nathan	16	Central Cairns	NT	___
2	Ball, Jake	11	Central Cairns	2:00.06	___
3	Murphy, Ty	9	Marlin Coast	1:49.05	___
4	Bartley, Michael	14	Marlin Coast	1:45.49	___
5	Hunt, Chase	11	Cooktown	1:49.04	___
6	Scholes, Thomas	10	Stingrays	1:51.12	___
7	Sly, Camden	10	Malanda	2:03.82	___
8	Marek, Cooper	14	Central Cairns	NT	___

Heat 5 of 5 Finals

3	Giese, Max	10	Cooktown	NT	___
4	Kurata, Rio	11	Marlin Coast	NT	___
5	Deldot, James Alwxander	10	Saints	NT	___
6	Drummond -smith, Heath	9	Stingrays	NT	___

2023 Cairns Stingrays Swim Club LC Prep Meet - 18/02/2023 to 19/02/2023

Meet Program

Event 52 Girls 9 & Over 100 LC Meter Backstroke

Lane	Name	Age	Team	Seed Time
------	------	-----	------	-----------

Heat 1 of 7 Finals

1	Lockyer, Summer	15	Saints	1:15.96	___
2	Brown, Emily	15	Stingrays	1:13.17	___
3	Graham, Hayley	17	Marlin Coast	1:11.12	___
4	Galea, Annabel	15	Saints	1:07.93	___
5	Ganfield, Rayner	15	Tas Swimming	1:08.32	___
6	Vickers, Emily	13	Marlin Coast	1:12.67	___
7	Pullar, Emma	16	Stingrays	1:14.38	___
8	Chen, Joanna	15	Tas Swimming	1:16.20	___

Heat 2 of 7 Finals

1	Millar, Abbie	12	Atherton	1:24.61	___
2	Pedler, Naomi	14	Stingrays	1:23.82	___
3	Walkear, Ruby	13	Tas Swimming	1:18.00	___
4	Hanson, Jordaan	17	Tas Swimming	1:17.25	___
5	Travers-Mason, Kai	14	Stingrays	1:17.74	___
6	Higginson, Isabella	14	Stingrays	1:22.28	___
7	Graham, Lexi	14	Marlin Coast	1:24.40	___
8	Stewart, Madeline	12	Stingrays	1:24.98	___

Heat 3 of 7 Finals

1	O'Neile, Chloe	11	Marlin Coast	1:29.88	___
2	Mott, Eliza	16	Malanda	1:28.50	___
3	Jones, Kyah	11	Central Cairns	1:27.37	___
4	Thouroude, Chantal	12	Marlin Coast	1:25.30	___
5	Lulham, Arabella	13	Marlin Coast	1:25.43	___
6	Whitby, Rylee	14	Stingrays	1:28.05	___
7	Cooper, Mali	13	Cooktown	1:29.84	___
8	Masina, Eva	13	Innisfail	1:30.70	___

Heat 4 of 7 Finals

1	Hewitt, Ashley	10	Marlin Coast	1:35.96	___
2	Cracknell, Lucy	11	Stingrays	1:33.74	___
3	Curzon, Neena	12	Innisfail	1:33.58	___
4	Hewitt, Brooklyn	12	Marlin Coast	1:31.20	___
5	Greenwood, Eva	11	Stingrays	1:31.46	___
6	Scholes, Amelie	13	Stingrays	1:33.61	___
7	Hegamaea, Lakea	14	Cooktown	1:34.84	___
8	Njaramba, Lisa	11	Tas Swimming	1:36.88	___

Heat 5 of 7 Finals

1	Treloar, Natalie	11	Cooktown	1:43.16	___
2	McPherson, Asia	13	Marlin Coast	1:40.94	___
3	De la Fonteyne, Zara	11	Stingrays	1:39.43	___
4	Turnbull, Chelsea	11	Tas Swimming	1:39.04	___
5	Ambrum, Katara	10	Innisfail	1:39.38	___
6	Ambrum, Latoya	13	Innisfail	1:40.69	___
7	Hegamaea, Haila	11	Cooktown	1:41.83	___
8	Marek, Abbey	12	Central Cairns	1:43.41	___

Heat 6 of 7 Finals

1	Drown, Piper	11	Tobruk	1:48.23	___
2	Goulding, Siena	11	Edge Hill	1:46.10	___
3	Sokolowski, Lylla	13	Tobruk	1:43.61	___
4	Page, Sienna	11	Stingrays	1:43.55	___
5	Gostlow, Isabella	12	Tobruk	1:43.60	___
6	Palmela, Sophia	11	Tobruk	1:45.15	___
7	Habgood, Tully	10	Marlin Coast	1:48.03	___
8	Whittaker, Sapphire	13	Cooktown	1:54.86	___

Heat 7 of 7 Finals

2	Smith, India	11	Tobruk	NT	___
3	Howe, Natalia	15	Tas Swimming	NT	___
4	Winton, Isla	11	Cooktown	2:01.76	___
5	Crumpton, Sophie	13	Central Cairns	2:24.30	___
6	Bigg, Isabella	11	Stingrays	NT	___
7	Papworth, Skyla	9	Central Cairns	NT	___