




2023 SHORT COURSE  
**PREPARATION**  
**MEET** PROGRAM

## WISHING YOU A GREAT WEEKEND

Welcome to the TAS Swimming Short Course Preparation Meet, Saturday, 15<sup>th</sup> July. TAS Swimming Club would like to thank all clubs for your support of our carnival. We wish all swimmers a happy, successful and safe weekend and thank all parents and community volunteers for supporting the development of swimming through their efforts this weekend.



We would like to thank our major sponsor,  
Trinity Anglican School, for its financial support  
and moral encouragement.



**TAS**  
TRINITY ANGLICAN SCHOOL  
CAIRNS | QUEENSLAND



**TAS** AQUATIC  
CENTRE



**GATES  
OPEN  
7AM FOR  
8AM START**  
(updated finish 2pm)

# TAS Swimming Cairns Short Course Preparation Meet 2023 Saturday 15th July

M	F	Age Group	Distance & Stroke
1	2	11 & Over	400 Individual Medley
3	4	10 & Over	100 Breaststroke
5	6	7 & Over	50 Butterfly
7	8	11 & Over	200 Freestyle
9	10	10 & Over	100 Backstroke
11	12	13 & Over	1500 Freestyle
13	14	7 & Over	50 Breaststroke
15	16	11 & Over	200 Butterfly
17	18	7 & Over	50 Freestyle
19	20	11 & Over	400 Freestyle
21	22	9 & Over	100 Individual Medley
23	24	11 & Over	200 Backstroke
25	26	10 & Over	100 Butterfly
27	28	11 & Over	800 Freestyle
29	30	10 & Over	200 Individual Medley
31	32	7 & Over	50 Backstroke
33	34	10 & Over	100 Freestyle
35	36	11 & Over	200 Breaststroke


## KEY DETAILS

1. This meet has been designed to provide a quality racing opportunity for swimmers prior to nominating for the FNQ Short Course Championships.
2. This meet is open to Swimming Queensland registered competitive swimmers, other swimmers may enter if they meet state, territory or country clearance criteria.
3. Age will be calculated as at the first day of this meet.
4. Entries are to be completed online via Swim Central using the link available on our website. Entries close Midnight, Monday 10<sup>th</sup> July 2023.
5. Entry Fees: Online Meet Entry \$6/event excluding all surcharges.
6. Late entries will be accepted up until 30 minutes prior to the meet start time and incur a fee of \$15 per event.
7. Spectator Entry \$3/adult.
8. An online program will be published on FNQ website on the Thursday prior to the meet. No printed programs will be available.
9. A timekeeper roster will be confirmed and published as part of the program. Please contact your Club to volunteer. Timekeeping is allocated by the number of swimmers entered from each club.
10. Results will also be viewable on Meet Mobile. Results will be multi-aged as per Swimming Queensland Competition Guidelines.
11. Heats are seeded fastest to slowest. Heats may be amalgamated or re-seeded at the discretion of the Technical Manager and Referee.
12. Protests must be submitted in writing to the Referee by a responsible team leader, together with a deposit of \$100, within 30 minutes of the conclusion of the respective event.
13. All Swimming Queensland Rules, SAL and FINA Swimming Rules will apply at this meet.
14. In nominating, swimmers agree that they may be photographed/videoed by TAS Swimming and these images may also be used by TAS Swimming at its discretion.
15. We have a shared responsibility to ensure the safe running of events. We appreciate your support in making this happen by maintaining physical distancing, good hand hygiene, staying at home, and getting tested if you have symptoms.



**NOMINATIONS CLOSE  
MONDAY 10<sup>th</sup> JULY**

Enquiries: Brad Elliott  
Phone: 0408 886 139  
Email: [racesecretary.tasswimming@gmail.com](mailto:racesecretary.tasswimming@gmail.com)



## OUR OFFICIALS

We are especially grateful to the officials supporting and assisting swimming this weekend.

## PHOTO POLICY

In nominating for the 2023 TAS Swimming Short Course Preparation Meet, swimmers agree that they may be photographed and that the images may be used in publications, club websites and/or social media sites.

## GATE ENTRY \$3

A Gate Entry free applies to all non-swimmers.

# MENU

FROM THE KIOSK	
BACON & EGG ROLLS	\$5.00
SUSHI	\$4.50
CHICKEN KEBABS	\$3.00
HAM & CHEESE TOASTIE	\$3.00
BAKED GOODS	\$1.00 - \$2.00
SOFTDRINK	\$2.00
WATER	\$2.00
POPPER	\$2.00
ICEBLOCKS	\$2.50
LOLLY BAGS	\$1.00
DAILY GRIND COFFEE VAN	
COFFEE	VAN PRICES



## PARTICIPATING CLUBS

2023 TAS Swimming Short Course Prep Meet - 15/07/2023

		Team List					
	Team	Female	Male	Total Athletes	Entries	Relay	Total
1	ATHER Atherton SC Inc	4	1	5	27	0	27
2	SRAYS Cairns Stingrays SC Inc	30	13	43	210	0	210
3	CENCA Central Cairns Swimming Inc	10	4	14	58	0	58
4	EDGE Edge Hill SC Inc	0	1	1	1	0	1
5	MALAN Malanda Aquatic Dragons	2	1	3	11	0	11
6	MARLI Marlin Coast SC Inc	19	19	38	188	0	188
7	SAINT Saints SC Inc	10	13	23	103	0	103
8	TASSC Tas Swimming Incorporated	19	9	28	179	0	179
9	TOBSC Tobruk Swim Club Inc	12	3	15	86	0	86
10	TULLY Tully SC Inc	1	0	1	6	0	6
		<b>107</b>	<b>64</b>	<b>171</b>	<b>869</b>	<b>0</b>	<b>869</b>

## TIME KEEPING ALLOCATION

LANE	CLUB
1	Tobruk
2	Stingrays
3	Saints
4	Marlin Coast
5	Stingrays
6	Centrals
7	Marlin Coast
8	Saints Stingrays

Two timekeepers per lane are required.

## SELF-MARSHALLING

Self-marshalling will be used for this meet. A Help Desk will be set up adjacent to the marshalling area for any queries throughout the meet.

The marshalling board is at the bottom of the scoreboard.

# TAS SWIMMING

## RESULTS

Follow all the action on Meet Mobile. Results will be published throughout the day and sent to Swimming Queensland at the completion of the meet.

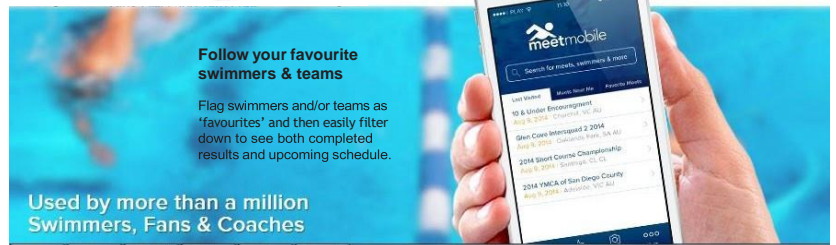
**SEARCH EVENT NAME:  
2023 TAS Swimming  
Short Course Prep**



**Meet Mobile**

**Swimmers, fans,  
and coaches!**

**Keep track of meets from the  
palm of your hand, no matter  
where you are.**



**Follow your favourite  
swimmers & teams**

Flag swimmers and/or teams as 'favourites' and then easily filter down to see both completed results and upcoming schedule.

**Used by more than a million  
Swimmers, Fans & Coaches**



**ACTIVE**  
network.



## 2023 TAS Swimming Short Course Prep Meet - 15/07/2023

## Meet Program - Morning session

**Event 1 Men 11 & Over 400 SC Meter IM**

Lane	Name	Age	Team	Seed Time
------	------	-----	------	-----------

**Heat 1 of 1 Finals**

2	Moolman, Mathys	15	Marlin Coast	NT
3	Finlay, Fraser	14	Marlin Coast	6:02.59
4	Loveridge, Hugo	15	Marlin Coast	5:03.67
5	Sorensen, Henrik	16	Tas Swimming	5:04.52
6	Elliott, Ryan	15	Tas Swimming	NT

**Event 2 Women 11 & Over 400 SC Meter IM**

Lane	Name	Age	Team	Seed Time
------	------	-----	------	-----------

**Heat 1 of 1 Finals**

8	Percy, Jamie	13	Tas Swimming	NT
---	--------------	----	--------------	----

**Event 3 Men 10 & Over 100 SC Meter Breaststroke**

Lane	Name	Age	Team	Seed Time
------	------	-----	------	-----------

**Heat 1 of 3 Finals**

1	Kito, Sunny	11	Stingrays	1:24.51
2	Thouroude, Nicolas	14	Marlin Coast	1:16.64
3	Hughes, Brady	18	Atherton	1:12.74
4	Sorensen, Henrik	16	Tas Swimming	1:11.42
5	Foote, Nathan	20	Stingrays	1:11.95
6	Milne, Nate	16	Stingrays	1:15.10
7	Elliott, Ryan	15	Tas Swimming	1:22.04
8	McShane, Warne	11	Saints	1:25.48

**Heat 2 of 3 Finals**

1	Dennis, Franklin	13	Tas Swimming	1:54.71
2	Loveridge, Oscar	11	Marlin Coast	1:46.03
3	De Jong, Jaron	15	Saints	1:40.20
4	Murray, Taj	15	Marlin Coast	1:25.53
5	Andronicus, Nathan	16	Central Cairns	1:30.64
6	Alden, Oliver	14	Saints	1:43.32
7	Ross, Clancy	10	Tas Swimming	1:52.25
8	Murphy, Ty	10	Marlin Coast	1:54.83

**Heat 3 of 3 Finals**

1	Clews, Lachlan	14	Tas Swimming	NT
2	Deldot, James Alwxander	11	Saints	2:17.67
3	Alden, Benjamin	11	Saints	2:00.18
4	Suntsov, Mark	11	Saints	1:57.35
5	Loveridge, Archie	10	Marlin Coast	2:00.07
6	McKenzie, Logan	10	Stingrays	2:01.73
7	Pond, Cody	14	Marlin Coast	NT
8	Mittempergher, Noah	13	Marlin Coast	NT

**Event 4 Women 10 & Over 100 SC Meter Breaststroke**

Lane	Name	Age	Team	Seed Time
------	------	-----	------	-----------

**Heat 1 of 5 Finals**

1	Millar, Abbie	12	Atherton	1:31.80
2	Percy, Jamie	13	Tas Swimming	1:26.67
3	Kito, Skye	15	Stingrays	1:20.30
4	Deane, Jessica	16	Stingrays	1:19.24
5	Pfizer (V), Antonia	16	Tobruk	1:20.00
6	McShane, Cadence	15	Saints	1:25.35
7	Beck, Natalie	15	Stingrays	1:30.54
8	Smith, Shelby	15	Saints	1:31.86

**Heat 2 of 5 Finals**

1	Simms, Alice	11	Atherton	1:44.86
2	Hogan, Casey	12	Central Cairns	1:41.36
3	Hansor, Emily	11	Tobruk	1:40.31
4	Cracknell, Lucy	11	Stingrays	1:32.51
5	Molina, Jay	15	Marlin Coast	1:35.68
6	Libke, Elise	10	Stingrays	1:41.05
7	O'Neile, Chloe	12	Marlin Coast	1:43.78
8	Solomonides, Alice	12	Marlin Coast	1:49.23

**Heat 3 of 5 Finals**

1	Brunott, Hannah	10	Central Cairns	2:00.16
2	Greenwood, Eva	11	Stingrays	1:57.67
3	Ah Loy-Coutts, Mikayla	12	Atherton	1:54.28
4	McPherson, Asia	13	Marlin Coast	1:51.53
5	Marek, Abbey	12	Central Cairns	1:53.65
6	Meller, Elizabeth	11	Marlin Coast	1:55.47
7	Chapman, Freya	11	Marlin Coast	1:58.73
8	Dunn, Camryn	12	Tas Swimming	2:00.86

**Heat 4 of 5 Finals**

2	Yates, Savannah	10	Stingrays	2:21.43
3	Piccolo, Rianna	10	Stingrays	2:02.21
4	Finlay, Florence	12	Marlin Coast	2:01.00
5	Habgood, Tully	11	Marlin Coast	2:01.30
6	Drown, Piper	11	Tobruk	2:03.87

**Heat 5 of 5 Finals**

2	Kim, Se-A	10	Tas Swimming	NT
3	Pickup, Abigail	11	Tas Swimming	NT
4	Sokolowski, Lylla	13	Tobruk	NT
5	Rigaldi, Kira	12	Stingrays	NT
6	Mckechnie, Hurleigh	11	Stingrays	NT

**Event 5 Men 7 & Over 50 SC Meter Butterfly**

Lane	Name	Age	Team	Seed Time
------	------	-----	------	-----------

**Heat 1 of 5 Finals**

1	De Jong, Jaron	15	Saints	35.36
2	Thouroude, Nicolas	14	Marlin Coast	32.17
3	Hare, Jack	27	Tas Swimming	30.31
4	Oguchi, Takeru	16	Tas Swimming	28.90
5	Thouroude, Sebastien	16	Marlin Coast	29.90
6	Mcnamara, Liam	15	Central Cairns	30.78
7	Lowrey, Joshua	15	Stingrays	32.57
8	Walker, Ryan	17	Marlin Coast	36.21

**Heat 2 of 5 Finals**

1	Pickard, Jaxon	10	Stingrays	47.60
2	Oliver, Darcy	11	Stingrays	43.97
3	Bartley, Michael	15	Marlin Coast	37.49
4	De Carlo, Raiden	12	Marlin Coast	36.43
5	Peeters, Thomas	14	Malanda	37.26
6	Howe, James	13	Tas Swimming	42.84
7	Laitinen, Jack	9	Tobruk	46.76
8	Dennis, Franklin	13	Tas Swimming	49.34



**2023 TAS Swimming Short Course Prep Meet - 15/07/2023****Meet Program - Morning session****Heat 3 Finals (#5 Men 7 & Over 50 SC Meter Butterfly)**

1	Deldot, James Alwxand	11	Saints	57.93
2	Ross, Clancy	10	Tas Swimming	53.57
3	Habgood, Brock	8	Marlin Coast	51.46
4	Loveridge, Archie	10	Marlin Coast	49.75
5	Murphy, Ty	10	Marlin Coast	51.41
6	Scholes, Thomas	10	Stingrays	53.17
7	Chapman, Samuel	9	Marlin Coast	56.83
8	Armstrong, Thomas	11	Tobruk	58.77

**Heat 4 of 5 Finals**

2	Stewart, Daniel	8	Stingrays	1:10.52
3	Greenwood, Travis	8	Stingrays	1:04.51
4	Deldot, Thomas Matthe	9	Saints	59.31
5	Ottone, Aiden	10	Saints	1:04.32
6	Duyckers, Beau	11	Tobruk	1:08.59

**Heat 5 of 5 Finals**

3	Pond, Cody	14	Marlin Coast	NT
4	Captain, Tykiel	10	Central Cairns	1:12.25
5	Clews, Lachlan	14	Tas Swimming	NT
6	McKenzie, Logan	10	Stingrays	NT

**Event 6 Women 7 & Over 50 SC Meter Butterfly**

Lane	Name	Age	Team	Seed Time
------	------	-----	------	-----------

**Heat 1 of 9 Finals**

1	Chen, Joanna	15	Tas Swimming	33.21
2	Pullar, Emma	16	Stingrays	32.52
3	Lockyer, Summer	15	Saints	30.58
4	Deane, Jessica	16	Stingrays	28.45
5	McCallum, Sophie	15	Tully	30.36
6	Brown, Emily	15	Stingrays	32.17
7	Lulham, Arabella	13	Marlin Coast	32.86
8	Walkear, Ruby	14	Stingrays	33.23

**Heat 2 of 9 Finals**

1	Whitby, Rylee	15	Stingrays	35.88
2	Thouroude, Chantal	12	Marlin Coast	35.35
3	Greatorex, Sophie	13	Saints	34.28
4	Camarlinghi, Siahn	15	Saints	33.82
5	Robinson, Rebecca	17	Tas Swimming	34.25
6	Scholes, Amelie	13	Stingrays	34.76
7	Howe, Natalia	15	Tas Swimming	35.68
8	Suntsova, Elizabeth	14	Saints	37.61

**Heat 3 of 9 Finals**

1	Ah Loy-Coutts, Mikayla	12	Atherton	39.65
2	Warnest, Lara	15	Central Cairns	39.46
3	De la Fonteyne, Zara	12	Stingrays	38.89
4	Travers-Mason, Kai	14	Stingrays	38.09
5	Dalmeyer, Eloise	12	Stingrays	38.39
6	Turnbull, Chelsea	11	Tas Swimming	39.31
7	Gostlow, Isabella	12	Tobruk	39.57
8	Hewitt, Brooklyn	12	Marlin Coast	39.78

**Heat 4 of 9 Finals**

1	Hansor, Emily	11	Tobruk	45.33
2	Walker, Mackinley	14	Marlin Coast	43.22
3	Page, Sienna	11	Stingrays	41.01
4	Libke, Elise	10	Stingrays	40.45
5	Stewart, Madeline	13	Stingrays	40.89
6	Crumpton, Millie	12	Central Cairns	41.97
7	Smith, India	12	Tobruk	44.64
8	Sneddon, Madeleine	10	Tas Swimming	45.71

**Heat 5 of 9 Finals**

1	Kim, Se-A	10	Tas Swimming	53.62
2	Musumeci, Ella	10	Stingrays	50.31
3	Chapman, Freya	11	Marlin Coast	47.39
4	Njaramba, Lisa	12	Tas Swimming	46.48
5	Twomey, Scarlett	11	Tas Swimming	46.78
6	Habgood, Tully	11	Marlin Coast	49.10
7	Palmela, Sophia	11	Tobruk	52.83
8	Ross, Scarlet	12	Tas Swimming	54.91

**Heat 6 of 9 Finals**

1	Brunott, Hannah	10	Central Cairns	1:05.57
2	Coleman, Elizabeth	10	Tas Swimming	1:02.85
3	Bryan, Kennedy	10	Tobruk	59.39
4	Michna, Arden	10	Tobruk	56.36
5	Oliver, Ella	10	Stingrays	57.67
6	Napper, Jesse	9	Tas Swimming	1:00.92
7	McClellan, Bella-Trez	11	Stingrays	1:03.03
8	Munasinghe, Chenuli	9	Tobruk	1:06.04

**Heat 7 of 9 Finals**

1	Pickup, Abigail	11	Tas Swimming	NT
2	Smallbane, Layla	8	Marlin Coast	1:48.99
3	Harby, Bailey	8	Tobruk	1:11.19
4	Yates, Savannah	10	Stingrays	1:09.05
5	Savage, Quinn	8	Central Cairns	1:10.78
6	Donovan, Charlee	8	Marlin Coast	1:23.25
7	Ah Loy-Coutts, Madison	13	Atherton	NT
8	Mckechnie, Hurleigh	11	Stingrays	NT

**Heat 8 of 9 Finals**

2	Neill, Khalifa	9	Malanda	NT
3	Azzopardi, Evangeline	9	Tas Swimming	NT
4	Young, Layla	10	Marlin Coast	NT
5	Macrae, Mia	10	Marlin Coast	NT
6	Crow, Mila	9	Saints	NT

**Heat 9 of 9 Finals**

3	Neill, Kailani	7	Malanda	NT
4	Piccolo, Jorja	8	Stingrays	NT
5	Standing, Molly	8	Stingrays	NT
6	Ross, Emmylou	8	Tas Swimming	NT

## 2023 TAS Swimming Short Course Prep Meet - 15/07/2023

## Meet Program - Morning session

**Event 7 Men 11 & Over 200 SC Meter Freestyle**

Lane	Name	Age	Team	Seed Time
------	------	-----	------	-----------

**Heat 1 of 3 Finals**

1	Oliver, Darcy	11	Stingrays	2:39.15
2	Mcnamara, Liam	15	Central Cairns	2:19.58
3	Hughes, Brady	18	Atherton	2:11.90
4	Kito, Sydney	15	Stingrays	2:01.48
5	Sorensen, Henrik	16	Tas Swimming	2:03.43
6	Rowbotham, Matthew	13	Saints	2:17.63
7	Lockyer, Logan	13	Saints	2:20.85
8	Bartley, Michael	15	Marlin Coast	2:44.39

**Heat 2 of 3 Finals**

2	Alden, Benjamin	11	Saints	3:06.80
3	Cerutti, Luke	13	Saints	2:53.86
4	Alden, Oliver	14	Saints	2:51.93
5	De Jong, Jaron	15	Saints	2:53.16
6	Turnbull, Noah	12	Tas Swimming	3:06.23

**Heat 3 of 3 Finals**

3	Lauchlan, Maxamilian	15	Tas Swimming	NT
4	Sneddon, Peter	14	Tas Swimming	3:14.63
5	Oguchi, Takeru	16	Tas Swimming	NT
6	Dennis, Franklin	13	Tas Swimming	NT

**Event 8 Women 11 & Over 200 SC Meter Freestyle**

Lane	Name	Age	Team	Seed Time
------	------	-----	------	-----------

**Heat 1 of 3 Finals**

1	Howe, Natalia	15	Tas Swimming	2:37.22
2	Percy, Jamie	13	Tas Swimming	2:34.57
3	Higginson, Isabella	15	Stingrays	2:20.09
4	Robinson, Amber	17	Tas Swimming	2:09.64
5	Rothwell, Aisling	17	Tas Swimming	2:13.35
6	Smith, Shelby	15	Saints	2:30.13
7	Pullar, Emma	16	Stingrays	2:36.63
8	Greenwood, Eva	11	Stingrays	2:39.38

**Heat 2 of 3 Finals**

1	Dunn, Camryn	12	Tas Swimming	3:07.21
2	Sokolowski, Lylla	13	Tobruk	3:00.94
3	Scholes, Amelie	13	Stingrays	2:47.13
4	Sullivan, Claudia	14	Saints	2:40.65
5	Greenwood, Ellie	14	Saints	2:44.56
6	Allcorn, Piper	11	Central Cairns	2:55.24
7	Njaramba, Lisa	12	Tas Swimming	3:01.21
8	Drown, Piper	11	Tobruk	3:10.88

**Heat 3 of 3 Finals**

3	Cracknell, Lucy	11	Stingrays	NT
4	Twomey, Scarlett	11	Tas Swimming	3:20.02
5	Smith, India	12	Tobruk	3:24.50
6	Turnbull, Chelsea	11	Tas Swimming	NT

**Event 9 Men 10 & Over 100 SC Meter Backstroke**

Lane	Name	Age	Team	Seed Time
------	------	-----	------	-----------

**Heat 1 of 3 Finals**

1	Loveridge, Oscar	11	Marlin Coast	1:30.08
2	Oliver, Darcy	11	Stingrays	1:25.66
3	Walker, Ryan	17	Marlin Coast	1:18.27
4	Oguchi, Takeru	16	Tas Swimming	1:08.60
5	Murray, Taj	15	Marlin Coast	1:12.99
6	Mittempergher, Noah	13	Marlin Coast	1:20.88
7	Andronicus, Nathan	16	Central Cairns	1:27.76
8	Sneddon, Peter	14	Tas Swimming	1:31.65

**Heat 2 of 3 Finals**

1	Suntsov, Mark	11	Saints	1:51.38
2	Dennis, Franklin	13	Tas Swimming	1:46.63
3	Alden, Benjamin	11	Saints	1:37.89
4	Turnbull, Noah	12	Tas Swimming	1:32.12
5	Loveridge, Archie	10	Marlin Coast	1:37.05
6	Bartley, Michael	15	Marlin Coast	1:46.09
7	Alden, Oliver	14	Saints	1:47.89
8	Deldot, James Alwxander	11	Saints	2:06.73

**Heat 3 of 3 Finals**

2	Ross, Clancy	10	Tas Swimming	NT
3	Clews, Lachlan	14	Tas Swimming	NT
4	Armstrong, Thomas	11	Tobruk	2:19.36
5	Lauchlan, Maxamilian	15	Tas Swimming	NT
6	Pond, Cody	14	Marlin Coast	NT

**Event 10 Women 10 & Over 100 SC Meter Backstroke**

Lane	Name	Age	Team	Seed Time
------	------	-----	------	-----------

**Heat 1 of 4 Finals**

1	Pullar, Emma	16	Stingrays	1:13.41
2	Chen, Joanna	15	Tas Swimming	1:13.15
3	Brown, Emily	15	Stingrays	1:11.96
4	McCallum, Sophie	15	Tully	1:07.84
5	Deane, Jessica	16	Stingrays	1:09.91
6	Vickers, Emily	13	Marlin Coast	1:12.68
7	Graham, Hayley	17	Marlin Coast	1:13.32
8	Travers-Mason, Kai	14	Stingrays	1:14.92

**Heat 2 of 4 Finals**

1	O'Neile, Chloe	12	Marlin Coast	1:29.97
2	Millar, Abbie	12	Atherton	1:26.53
3	Suntsova, Elizabeth	14	Saints	1:22.55
4	Stewart, Madeline	13	Stingrays	1:18.70
5	Walkear, Ruby	14	Stingrays	1:22.12
6	Molina, Jay	15	Marlin Coast	1:24.24
7	Walker, Mackinley	14	Marlin Coast	1:29.30
8	Chapman, Freya	11	Marlin Coast	1:31.71

**Heat 3 of 4 Finals**

1	Ah Loy-Coutts, Mikayla	12	Atherton	1:44.31
2	Solomonides, Alice	12	Marlin Coast	1:39.20
3	Libke, Elise	10	Stingrays	1:33.27
4	Hewitt, Ashley	11	Marlin Coast	1:33.01
5	McPherson, Asia	13	Marlin Coast	1:33.15
6	Gostlow, Isabella	12	Tobruk	1:33.46
7	Meller, Elizabeth	11	Marlin Coast	1:39.82
8	Palmela, Sophia	11	Tobruk	1:46.67

## 2023 TAS Swimming Short Course Prep Meet - 15/07/2023

## Meet Program - Morning session

**Heat 4 Finals (#10 Women 10 & Over 100 SC Meter Backstro**

1	Pickup, Abigail	11	Tas Swimming	NT
2	Rigaldi, Kira	12	Stingrays	NT
3	Finlay, Florence	12	Marlin Coast	NT
4	Habgood, Tully	11	Marlin Coast	1:47.25
5	Albrecht, Izabella	10	Tobruk	2:09.26
6	Smith, India	12	Tobruk	NT
7	Ross, Scarlet	12	Tas Swimming	NT
8	Coleman, Elizabeth	10	Tas Swimming	NT

**Event 11 Men 13 & Over 1500 SC Meter Freestyle**

Lane Name	Age	Team	Seed Time
-----------	-----	------	-----------

**Heat 1 of 1 Finals**

4	Robertson, Callum	15	Saints	18:15.45
5	Menzies, Bryce	17	Marlin Coast	NT

**Event 13 Men 7 & Over 50 SC Meter Breaststroke**

Lane Name	Age	Team	Seed Time
-----------	-----	------	-----------

**Heat 1 of 5 Finals**

1	Elliott, Ryan	15	Tas Swimming	37.61
2	De Carlo, Raiden	12	Marlin Coast	36.70
3	Thouroude, Nicolas	14	Marlin Coast	34.09
4	Hughes, Brady	18	Atherton	32.65
5	Sorensen, Henrik	16	Tas Swimming	33.08
6	Murray, Taj	15	Marlin Coast	36.47
7	Lowrey, Joshua	15	Stingrays	37.59
8	McShane, Warne	11	Saints	37.65

**Heat 2 of 5 Finals**

1	Murphy, Ty	10	Marlin Coast	51.45
2	Howe, James	13	Tas Swimming	44.54
3	Walker, Ryan	17	Marlin Coast	42.80
4	Finlay, Fraser	14	Marlin Coast	38.46
5	Peeters, Thomas	14	Malanda	41.89
6	Moolman, Mathys	15	Marlin Coast	43.40
7	Pickard, Jaxon	10	Stingrays	51.02
8	Suntsov, Mark	11	Saints	53.06

**Heat 3 of 5 Finals**

1	Ross, Clancy	10	Tas Swimming	55.90
2	McKenzie, Logan	10	Stingrays	55.60
3	Chapman, Samuel	9	Marlin Coast	55.02
4	Alden, Oliver	14	Saints	53.17
5	Laitinen, Jack	9	Tobruk	54.73
6	Duyckers, Beau	11	Tobruk	55.34
7	Scholes, Thomas	10	Stingrays	55.70
8	Oliver, Darcy	11	Stingrays	57.14

**Heat 4 of 5 Finals**

1	Brown, Nate	10	Stingrays	1:04.43
2	Drummond -smith, Hea	10	Stingrays	1:02.66
3	Deldot, James Alwxande	11	Saints	58.85
4	Habgood, Brock	8	Marlin Coast	57.95
5	Camarlinghi, Liam	11	Saints	58.62
6	Deldot, Thomas Matthe	9	Saints	1:00.12
7	Blyde, Andrew	9	Marlin Coast	1:03.95
8	Ottone, Aiden	10	Saints	1:05.96

**Heat 5 of 5 Finals**

1	Brunott, Lachlan	7	Central Cairns	NT
2	Pond, Cody	14	Marlin Coast	NT
3	Captain, Tykiel	10	Central Cairns	1:13.67
4	Greenwood, Travis	8	Stingrays	1:06.17
5	Stewart, Daniel	8	Stingrays	1:09.71
6	Clews, Lachlan	14	Tas Swimming	NT
7	Sutton, Wilson	12	Tobruk	NT

**Event 14 Women 7 & Over 50 SC Meter Breaststroke**

Lane Name	Age	Team	Seed Time
-----------	-----	------	-----------

**Heat 1 of 8 Finals**

1	Hansor, Emily	11	Tobruk	43.38
2	Smith, Shelby	15	Saints	40.77
3	Percy, Jamie	13	Tas Swimming	39.32
4	Beck, Natalie	15	Stingrays	37.93
5	McShane, Cadence	15	Saints	39.25
6	McCallum, Sophie	15	Tully	40.64
7	Walkear, Ruby	14	Stingrays	42.78
8	Dalmeyer, Eloise	12	Stingrays	43.77

**Heat 2 of 8 Finals**

1	Hewitt, Ashley	11	Marlin Coast	49.07
2	Hogan, Casey	12	Central Cairns	44.86
3	Libke, Elise	10	Stingrays	44.43
4	Scholes, Amelie	13	Stingrays	44.00
5	Warnest, Lara	15	Central Cairns	44.38
6	Whitby, Rylee	15	Stingrays	44.82
7	Simms, Alice	11	Atherton	46.82
8	Sokolowski, Lylla	13	Tobruk	49.14

**Heat 3 of 8 Finals**

1	Palmela, Sophia	11	Tobruk	54.78
2	Walker, Mackinley	14	Marlin Coast	52.58
3	Dunn, Camryn	12	Tas Swimming	51.18
4	Crumpton, Millie	12	Central Cairns	49.92
5	Gostlow, Isabella	12	Tobruk	50.80
6	De la Fonteyne, Zara	12	Stingrays	51.98
7	Kim, Se-A	10	Tas Swimming	52.96
8	Sneddon, Madeleine	10	Tas Swimming	55.01

**Heat 4 of 8 Finals**

1	Allcorn, Frankie	9	Central Cairns	57.56
2	Marek, Abbey	12	Central Cairns	56.40
3	Brunott, Hannah	10	Central Cairns	55.97
4	Munasinghe, Chenuli	9	Tobruk	55.15
5	Musumeci, Ella	10	Stingrays	55.40
6	Bryan, Kennedy	10	Tobruk	56.16
7	Macrae, Mia	10	Marlin Coast	57.15
8	Napper, Jesse	9	Tas Swimming	57.77

**Heat 5 of 8 Finals**

1	Neill, Khalifa	9	Malanda	1:03.15
2	Ah Loy-Coutts, Madison	13	Atherton	1:02.21
3	Michna, Arden	10	Tobruk	1:01.47
4	McClellan, Bella-Trez	11	Stingrays	59.38
5	Ross, Scarlet	12	Tas Swimming	1:00.06
6	Greenwood, Isabelle	10	Stingrays	1:01.75
7	Smith, India	12	Tobruk	1:02.40
8	Oliver, Ella	10	Stingrays	1:03.97

**2023 TAS Swimming Short Course Prep Meet - 15/07/2023****Meet Program - Morning session****Heat 6 Finals (#14 Women 7 & Over 50 SC Meter Breaststroke)**

1	Coleman, Elizabeth	10	Tas Swimming	1:10.21
2	Yates, Savannah	10	Stingrays	1:07.67
3	De la Fonteyne, Claire	9	Stingrays	1:07.23
4	Piccolo, Jorja	8	Stingrays	1:04.36
5	Ross, Emmylou	8	Tas Swimming	1:07.16
6	Albrecht, Izabella	10	Tobruk	1:07.25
7	Savage, Quinn	8	Central Cairns	1:09.26
8	Neill, Kailani	7	Malanda	1:14.96

**Heat 7 of 8 Finals**

1	Pickup, Abigail	11	Tas Swimming	NT
2	Crumpton, Sophie	13	Central Cairns	1:26.61
3	Yet Foy, Hannah	8	Tas Swimming	1:21.61
4	Harby, Bailey	8	Tobruk	1:16.12
5	Standing, Molly	8	Stingrays	1:20.40
6	Donovan, Charlee	8	Marlin Coast	1:23.43
7	Smallbane, Layla	8	Marlin Coast	1:27.65
8	Young, Layla	10	Marlin Coast	NT

**Heat 8 of 8 Finals**

2	Brown, Sienna	8	Stingrays	NT
3	Crow, Mila	9	Saints	NT
4	Barallon, Poppy	9	Tobruk	NT
5	Azzopardi, Evangeline	9	Tas Swimming	NT
6	Wilson, Indiana	8	Saints	NT
7	Crumpton, Holly	7	Central Cairns	NT

**Event 15 Men 11 & Over 200 SC Meter Butterfly****Lane Name Age Team Seed Time****Heat 1 of 1 Finals**

3	Loveridge, Oscar	11	Marlin Coast	3:00.97
4	Loveridge, Hugo	15	Marlin Coast	2:14.67
5	Rowbotham, Matthew	13	Saints	2:41.69
6	Kito, Sunny	11	Stingrays	3:09.34

**Event 16 Women 11 & Over 200 SC Meter Butterfly****Lane Name Age Team Seed Time****Heat 1 of 1 Finals**

3	Sullivan, Claudia	14	Saints	NT
4	Camarlinghi, Siahn	15	Saints	NT
5	Lockyer, Summer	15	Saints	NT
6	Hewitt, Brooklyn	12	Marlin Coast	NT

**Event 17 Men 7 & Over 50 SC Meter Freestyle****Lane Name Age Team Seed Time****Heat 1 of 7 Finals**

1	Lowrey, Joshua	15	Stingrays	28.47
2	Milne, Nate	16	Stingrays	27.73
3	Sorensen, Henrik	16	Tas Swimming	25.86
4	Hughes, Brady	18	Atherton	24.91
5	Foote, Nathan	20	Stingrays	25.29
6	Thouroude, Sebastien	16	Marlin Coast	26.97
7	Hare, Jack	27	Tas Swimming	27.75
8	Murray, Taj	15	Marlin Coast	28.89

**Heat 2 of 7 Finals**

1	Howe, James	13	Tas Swimming	32.03
2	Finlay, Fraser	14	Marlin Coast	31.28
3	Peeters, Thomas	14	Malanda	29.82
4	Walker, Ryan	17	Marlin Coast	28.96
5	Robertson, Callum	15	Saints	29.31
6	McShane, Warne	11	Saints	30.62
7	Moolman, Mathys	15	Marlin Coast	31.38
8	De Jong, Jaron	15	Saints	33.94

**Heat 3 of 7 Finals**

1	Mittempergher, Noah	13	Marlin Coast	37.56
2	Oliver, Darcy	11	Stingrays	36.81
3	Cerutti, Luke	13	Saints	35.66
4	Bartley, Michael	15	Marlin Coast	34.43
5	Turnbull, Noah	12	Tas Swimming	35.24
6	Pickard, Jaxon	10	Stingrays	36.27
7	Armstrong, Thomas	11	Tobruk	37.27
8	Laitinen, Jack	9	Tobruk	37.72

**Heat 4 of 7 Finals**

1	Suntsov, Mark	11	Saints	39.21
2	Chapman, Samuel	9	Marlin Coast	38.93
3	Alden, Oliver	14	Saints	38.15
4	Sneddon, Peter	14	Tas Swimming	37.83
5	Ross, Clancy	10	Tas Swimming	38.10
6	Scholes, Thomas	10	Stingrays	38.27
7	McKenzie, Logan	10	Stingrays	39.02
8	Murphy, Ty	10	Marlin Coast	39.31

**Heat 5 of 7 Finals**

1	Habgood, Brock	8	Marlin Coast	43.21
2	Camarlinghi, Liam	11	Saints	43.15
3	Deldot, James Alwxander	11	Saints	41.54
4	Duyckers, Beau	11	Tobruk	39.94
5	Dennis, Franklin	13	Tas Swimming	40.26
6	Greenwood, Travis	8	Stingrays	41.87
7	Drummond-smith, Hea	10	Stingrays	43.20
8	Ottone, Aiden	10	Saints	43.76

**Heat 6 of 7 Finals**

1	Clews, Lachlan	14	Tas Swimming	NT
2	Stewart, Daniel	8	Stingrays	57.22
3	Blyde, Andrew	9	Marlin Coast	55.17
4	Brown, Nate	10	Stingrays	48.88
5	Deldot, Thomas Matthe	9	Saints	49.57
6	Captain, Tykiel	10	Central Cairns	55.80
7	Lauchlan, Maxamilian	15	Tas Swimming	NT
8	Pond, Cody	14	Marlin Coast	NT

**Heat 7 of 7 Finals**

3	Joinbee, Elijah	7	Edge Hill	NT
4	Sutton, Wilson	12	Tobruk	NT
5	Edney, Sasha	9	Marlin Coast	NT
6	Brunott, Lachlan	7	Central Cairns	NT

## 2023 TAS Swimming Short Course Prep Meet - 15/07/2023

## Meet Program - Morning session

**Event 18 Women 7 & Over 50 SC Meter Freestyle**

Lane	Name	Age	Team	Seed Time
------	------	-----	------	-----------

**Heat 1 of 11 Finals**

1	Higginson, Isabella	15	Stingrays	29.77
2	Brown, Emily	15	Stingrays	29.08
3	McCallum, Sophie	15	Tully	27.92
4	Deane, Jessica	16	Stingrays	26.77
5	Rothwell, Aisling	17	Tas Swimming	27.44
6	Pullar, Emma	16	Stingrays	28.81
7	Vickers, Emily	13	Marlin Coast	29.61
8	Greatorex, Sophie	13	Saints	29.78

**Heat 2 of 11 Finals**

1	Whitby, Rylee	15	Stingrays	30.99
2	Chen, Joanna	15	Tas Swimming	30.30
3	Beck, Natalie	15	Stingrays	30.17
4	Smith, Shelby	15	Saints	29.90
5	McShane, Cadence	15	Saints	30.03
6	Walkear, Ruby	14	Stingrays	30.19
7	Graham, Hayley	17	Marlin Coast	30.94
8	Howe, Natalia	15	Tas Swimming	31.12

**Heat 3 of 11 Finals**

1	Stewart, Madeline	13	Stingrays	33.41
2	Allcorn, Piper	11	Central Cairns	32.18
3	Travers-Mason, Kai	14	Stingrays	31.88
4	Robinson, Rebecca	17	Tas Swimming	31.22
5	Millar, Abbie	12	Atherton	31.75
6	Scholes, Amelie	13	Stingrays	32.03
7	Libke, Elise	10	Stingrays	33.24
8	Walker, Mackinley	14	Marlin Coast	34.38

**Heat 4 of 11 Finals**

1	Page, Sienna	11	Stingrays	35.47
2	Ah Loy-Coutts, Mikayla	12	Atherton	35.04
3	Sokolowski, Lylla	13	Tobruk	34.86
4	Hewitt, Brooklyn	12	Marlin Coast	34.42
5	Dalmeyer, Eloise	12	Stingrays	34.43
6	O'Neile, Chloe	12	Marlin Coast	34.86
7	Gostlow, Isabella	12	Tobruk	35.15
8	Hewitt, Ashley	11	Marlin Coast	36.23

**Heat 5 of 11 Finals**

1	Turnbull, Chelsea	11	Tas Swimming	38.31
2	Crumpton, Millie	12	Central Cairns	37.85
3	Chapman, Freya	11	Marlin Coast	37.07
4	De la Fonteyne, Zara	12	Stingrays	36.56
5	Dunn, Camryn	12	Tas Swimming	36.58
6	Smith, India	12	Tobruk	37.40
7	Sneddon, Madeleine	10	Tas Swimming	38.26
8	Hansor, Emily	11	Tobruk	38.35

**Heat 6 of 11 Finals**

1	Greenwood, Isabelle	10	Stingrays	39.56
2	Meller, Elizabeth	11	Marlin Coast	39.05
3	Habgood, Tully	11	Marlin Coast	38.83
4	Twomey, Scarlett	11	Tas Swimming	38.57
5	Marek, Abbey	12	Central Cairns	38.65
6	Palmela, Sophia	11	Tobruk	38.84
7	Simms, Alice	11	Atherton	39.21
8	Piccolo, Rianna	10	Stingrays	39.85

**Heat 7 of 11 Finals**

1	Kim, Se-A	10	Tas Swimming	42.24
2	Bryan, Kennedy	10	Tobruk	41.85
3	Finlay, Florence	12	Marlin Coast	41.30
4	Ross, Scarlet	12	Tas Swimming	40.49
5	Musumeci, Ella	10	Stingrays	40.98
6	Neill, Khalifa	9	Malanda	41.56
7	Brunott, Hannah	10	Central Cairns	41.91
8	Macrae, Mia	10	Marlin Coast	42.28

**Heat 8 of 11 Finals**

1	Oliver, Ella	10	Stingrays	46.28
2	Munasinghe, Chenuli	9	Tobruk	44.67
3	De la Fonteyne, Claire	9	Stingrays	43.39
4	McClellan, Bella-Trez	11	Stingrays	42.30
5	Michna, Arden	10	Tobruk	42.38
6	Napper, Jesse	9	Tas Swimming	43.46
7	Ah Loy-Coutts, Madison	13	Atherton	44.73
8	Savage, Quinn	8	Central Cairns	47.05

**Heat 9 of 11 Finals**

1	Ross, Emmylou	8	Tas Swimming	54.15
2	Harby, Bailey	8	Tobruk	52.84
3	Yates, Savannah	10	Stingrays	49.42
4	Coleman, Elizabeth	10	Tas Swimming	47.14
5	Allcorn, Frankie	9	Central Cairns	47.32
6	Albrecht, Izabella	10	Tobruk	51.48
7	Neill, Kailani	7	Malanda	53.81
8	Crumpton, Sophie	13	Central Cairns	58.41

**Heat 10 of 11 Finals**

1	Mckechnie, Hurleigh	11	Stingrays	NT
2	Standing, Molly	8	Stingrays	1:06.40
3	Smallbane, Layla	8	Marlin Coast	1:00.96
4	Yet Foy, Hannah	8	Tas Swimming	58.89
5	Donovan, Charlee	8	Marlin Coast	59.42
6	Piccolo, Jorja	8	Stingrays	1:01.19
7	McClellan, Nahla	8	Stingrays	1:07.13
8	Young, Layla	10	Marlin Coast	NT

**Heat 11 of 11 Finals**

2	Wilson, Indiana	8	Saints	NT
3	Crow, Mila	9	Saints	NT
4	Azzopardi, Evangeline	9	Tas Swimming	NT
5	Barallon, Poppy	9	Tobruk	NT
6	Brown, Sienna	8	Stingrays	NT
7	Crumpton, Holly	7	Central Cairns	NT

**Event 19 Men 11 & Over 400 SC Meter Freestyle**

Lane	Name	Age	Team	Seed Time
------	------	-----	------	-----------

**Heat 1 of 1 Finals**

2	Turnbull, Noah	12	Tas Swimming	NT
3	Elliott, Ryan	15	Tas Swimming	5:18.91
4	Kito, Sydney	15	Stingrays	4:26.41
5	Lockyer, Logan	13	Saints	4:42.45
6	Oguchi, Takeru	16	Tas Swimming	NT

## 2023 TAS Swimming Short Course Prep Meet - 15/07/2023

## Meet Program - Morning session

**Event 20 Women 11 & Over 400 SC Meter Freestyle**

Lane	Name	Age	Team	Seed Time
------	------	-----	------	-----------

**Heat 1 of 2 Finals**

2	Drown, Piper	11	Tobruk	6:36.70
3	Njaramba, Lisa	12	Tas Swimming	5:46.44
4	Lulham, Arabella	13	Marlin Coast	5:03.76
5	Greenwood, Ellie	14	Saints	5:32.10
6	Percy, Jamie	13	Tas Swimming	6:00.48
7	Robinson, Amber	17	Tas Swimming	NT

**Heat 2 of 2 Finals**

3	Twomey, Scarlett	11	Tas Swimming	NT
4	Thouroude, Chantal	12	Marlin Coast	NT
5	O'Neile, Chloe	12	Marlin Coast	NT
6	Greenwood, Eva	11	Stingrays	NT

**Event 21 Men 8 & Over 100 SC Meter IM**

Lane	Name	Age	Team	Seed Time
------	------	-----	------	-----------

**Heat 1 of 5 Finals**

1	Elliott, Ryan	15	Tas Swimming	1:16.65
2	Milne, Nate	16	Stingrays	1:14.65
3	Thouroude, Nicolas	14	Marlin Coast	1:09.71
4	Foote, Nathan	20	Stingrays	1:02.65
5	Sorensen, Henrik	16	Tas Swimming	1:04.60
6	Rowbotham, Matthew	13	Saints	1:11.03
7	Lowrey, Joshua	15	Stingrays	1:15.22
8	Lockyer, Logan	13	Saints	1:16.77

**Heat 2 of 5 Finals**

1	Howe, James	13	Tas Swimming	1:28.10
2	Andronicus, Nathan	16	Central Cairns	1:24.27
3	Loveridge, Oscar	11	Marlin Coast	1:22.90
4	Finlay, Fraser	14	Marlin Coast	1:19.04
5	De Carlo, Raiden	12	Marlin Coast	1:21.11
6	Moolman, Mathys	15	Marlin Coast	1:23.03
7	Turnbull, Noah	12	Tas Swimming	1:27.72
8	Alden, Oliver	14	Saints	1:31.49

**Heat 3 of 5 Finals**

1	Oliver, Darcy	11	Stingrays	1:40.84
2	Alden, Benjamin	11	Saints	1:39.75
3	Sneddon, Peter	14	Tas Swimming	1:37.67
4	Murphy, Ty	10	Marlin Coast	1:34.55
5	Cerutti, Luke	13	Saints	1:37.10
6	Scholes, Thomas	10	Stingrays	1:39.04
7	Chapman, Samuel	9	Marlin Coast	1:39.89
8	Laitinen, Jack	9	Tobruk	1:42.29

**Heat 4 of 5 Finals**

1	Lauchlan, Maxamilian	15	Tas Swimming	NT
2	Walker, Ryan	17	Marlin Coast	NT
3	Camarlinghi, Liam	11	Saints	1:53.60
4	Ross, Clancy	10	Tas Swimming	1:43.10
5	Dennis, Franklin	13	Tas Swimming	1:46.91
6	Captain, Tykiel	10	Central Cairns	2:39.90
7	De Jong, Jaron	15	Saints	NT
8	Clews, Lachlan	14	Tas Swimming	NT

**Heat 5 of 5 Finals**

2	Blyde, Andrew	9	Marlin Coast	NT
3	Ottone, Aiden	10	Saints	NT
4	Pickard, Jaxon	10	Stingrays	NT
5	McKenzie, Logan	10	Stingrays	NT
6	Deldot, Thomas Matthe	9	Saints	NT

**Event 22 Women 8 & Over 100 SC Meter IM**

Lane	Name	Age	Team	Seed Time
------	------	-----	------	-----------

**Heat 1 of 7 Finals**

1	Walkear, Ruby	14	Stingrays	1:22.15
2	Chen, Joanna	15	Tas Swimming	1:17.37
3	Brown, Emily	15	Stingrays	1:14.73
4	Lockyer, Summer	15	Saints	1:12.46
5	Rothwell, Aisling	17	Tas Swimming	1:14.47
6	Robinson, Rebecca	17	Tas Swimming	1:17.36
7	Smith, Shelby	15	Saints	1:20.68
8	Molina, Jay	15	Marlin Coast	1:22.75

**Heat 2 of 7 Finals**

1	Cracknell, Lucy	11	Stingrays	1:30.71
2	Dalmeyer, Eloise	12	Stingrays	1:28.48
3	Whitby, Rylee	15	Stingrays	1:25.49
4	Warnest, Lara	15	Central Cairns	1:25.09
5	Libke, Elise	10	Stingrays	1:25.43
6	Howe, Natalia	15	Tas Swimming	1:28.42
7	Hogan, Casey	12	Central Cairns	1:30.54
8	Gostlow, Isabella	12	Tobruk	1:31.23

**Heat 3 of 7 Finals**

1	Twomey, Scarlett	11	Tas Swimming	1:41.60
2	Rigaldi, Kira	12	Stingrays	1:39.69
3	Ah Loy-Coutts, Mikayla	12	Atherton	1:36.09
4	Allcorn, Piper	11	Central Cairns	1:32.45
5	Sokolowski, Lylla	13	Tobruk	1:35.01
6	Sneddon, Madeleine	10	Tas Swimming	1:36.72
7	Page, Sienna	11	Stingrays	1:40.30
8	Chapman, Freya	11	Marlin Coast	1:42.60

**Heat 4 of 7 Finals**

1	Turnbull, Chelsea	11	Tas Swimming	1:48.24
2	Piccolo, Rianna	10	Stingrays	1:47.24
3	Hewitt, Ashley	11	Marlin Coast	1:46.78
4	Dunn, Camryn	12	Tas Swimming	1:42.85
5	Meller, Elizabeth	11	Marlin Coast	1:44.20
6	Musumeci, Ella	10	Stingrays	1:46.86
7	Allcorn, Frankie	9	Central Cairns	1:47.85
8	Napper, Jesse	9	Tas Swimming	1:49.31

**Heat 5 of 7 Finals**

1	Hewitt, Brooklyn	12	Marlin Coast	NT
2	Walker, Mackinley	14	Marlin Coast	NT
3	Yates, Savannah	10	Stingrays	2:10.45
4	Munasinghe, Chenuli	9	Tobruk	1:52.12
5	Brunott, Hannah	10	Central Cairns	2:06.03
6	Albrecht, Izabella	10	Tobruk	2:12.03
7	Ah Loy-Coutts, Madison	13	Atherton	NT
8	Ross, Scarlet	12	Tas Swimming	NT

## 2023 TAS Swimming Short Course Prep Meet - 15/07/2023

## Meet Program - Morning session

**Heat 6 Finals (#22 Women 8 & Over 100 SC Meter IM)**

1	Macrae, Mia	10	Marlin Coast	NT
2	Young, Layla	10	Marlin Coast	NT
3	Simms, Alice	11	Atherton	NT
4	Smith, India	12	Tobruk	NT
5	Pickup, Abigail	11	Tas Swimming	NT
6	Mckechnie, Hurleigh	11	Stingrays	NT
7	Coleman, Elizabeth	10	Tas Swimming	NT
8	Oliver, Ella	10	Stingrays	NT

**Heat 7 of 7 Finals**

1	Savage, Quinn	8	Central Cairns	NT
2	Azzopardi, Evangeline	9	Tas Swimming	NT
3	Bryan, Kennedy	10	Tobruk	NT
4	Michna, Arden	10	Tobruk	NT
5	Kim, Se-A	10	Tas Swimming	NT
6	De la Fonteyne, Claire	9	Stingrays	NT
7	Crow, Mila	9	Saints	NT

**Event 23 Men 11 & Over 200 SC Meter Backstroke**

Lane Name	Age	Team	Seed Time
-----------	-----	------	-----------

**Heat 1 of 1 Finals**

4	Turnbull, Noah	12	Tas Swimming	3:15.19
---	----------------	----	--------------	---------

**Event 24 Women 11 & Over 200 SC Meter Backstroke**

Lane Name	Age	Team	Seed Time
-----------	-----	------	-----------

**Heat 1 of 2 Finals**

2	Chen, Joanna	15	Tas Swimming	2:40.63
3	Brown, Emily	15	Stingrays	2:37.64
4	McCallum, Sophie	15	Tully	2:25.71
5	Vickers, Emily	13	Marlin Coast	2:31.08
6	Graham, Hayley	17	Marlin Coast	2:39.32
7	Travers-Mason, Kai	14	Stingrays	2:42.74

**Heat 2 of 2 Finals**

3	Suntsova, Elizabeth	14	Saints	3:06.05
4	Pullar, Emma	16	Stingrays	2:46.77
5	Stewart, Madeline	13	Stingrays	2:50.52
6	Greenwood, Eva	11	Stingrays	NT

**Event 25 Men 10 & Over 100 SC Meter Butterfly**

Lane Name	Age	Team	Seed Time
-----------	-----	------	-----------

**Heat 1 of 2 Finals**

1	Bartley, Michael	15	Marlin Coast	1:27.09
2	Thouroude, Sebastien	16	Marlin Coast	1:11.38
3	Oguchi, Takeru	16	Tas Swimming	1:05.33
4	Loveridge, Hugo	15	Marlin Coast	1:01.65
5	Foote, Nathan	20	Stingrays	1:02.16
6	Mcnamara, Liam	15	Central Cairns	1:08.32
7	McShane, Warne	11	Saints	1:21.96

**Heat 2 of 2 Finals**

3	Armstrong, Thomas	11	Tobruk	NT
4	Alden, Benjamin	11	Saints	1:44.03
5	Mittempergher, Noah	13	Marlin Coast	NT
6	Loveridge, Archie	10	Marlin Coast	NT

**Event 26 Women 10 & Over 100 SC Meter Butterfly**

Lane Name	Age	Team	Seed Time
-----------	-----	------	-----------

**Heat 1 of 3 Finals**

1	Scholes, Amelie	13	Stingrays	1:24.71
2	Molina, Jay	15	Marlin Coast	1:22.63
3	McShane, Cadence	15	Saints	1:18.85
4	Deane, Jessica	16	Stingrays	1:03.82
5	Kito, Skye	15	Stingrays	1:10.11
6	Millar, Abbie	12	Atherton	1:19.59
7	Thouroude, Chantal	12	Marlin Coast	1:23.50
8	Howe, Natalia	15	Tas Swimming	1:25.62

**Heat 2 of 3 Finals**

1	Habgood, Tully	11	Marlin Coast	1:52.13
2	Ah Loy-Coutts, Mikayla	12	Atherton	1:45.01
3	Page, Sienna	11	Stingrays	1:36.91
4	Cracknell, Lucy	11	Stingrays	1:31.70
5	Allcorn, Piper	11	Central Cairns	1:32.28
6	Gostlow, Isabella	12	Tobruk	1:42.93
7	Hogan, Casey	12	Central Cairns	1:47.20
8	Chapman, Freya	11	Marlin Coast	1:53.14

**Heat 3 of 3 Finals**

2	Hansor, Emily	11	Tobruk	NT
3	Crumpton, Millie	12	Central Cairns	NT
4	McPherson, Asia	13	Marlin Coast	NT
5	Finlay, Florence	12	Marlin Coast	NT
6	Palmela, Sophia	11	Tobruk	NT
7	Piccolo, Rianna	10	Stingrays	NT

**Event 27 Men 11 & Over 800 SC Meter Freestyle**

Lane Name	Age	Team	Seed Time
-----------	-----	------	-----------

**Heat 1 of 1 Finals**

3	Oguchi, Takeru	16	Tas Swimming	NT
4	Kito, Sydney	15	Stingrays	9:39.49
5	Menzies, Bryce	17	Marlin Coast	NT
6	Kito, Sunny	11	Stingrays	NT

**Event 28 Women 11 & Over 800 SC Meter Freestyle**

Lane Name	Age	Team	Seed Time
-----------	-----	------	-----------

**Heat 1 of 1 Finals**

1	Drown, Piper	11	Tobruk	NT
2	Greatorex, Sophie	13	Saints	NT
3	Robinson, Amber	17	Tas Swimming	NT
4	Pfiz (V), Antonia	16	Tobruk	10:00.00
5	Lulham, Arabella	13	Marlin Coast	10:22.28
6	Robinson, Rebecca	17	Tas Swimming	NT
7	Njaramba, Lisa	12	Tas Swimming	NT

**Event 29 Men 10 & Over 200 SC Meter IM**

Lane Name	Age	Team	Seed Time
-----------	-----	------	-----------

**Heat 1 of 2 Finals**

2	Elliott, Ryan	15	Tas Swimming	2:46.87
3	Finlay, Fraser	14	Marlin Coast	2:43.48
4	Sorensen, Henrik	16	Tas Swimming	2:21.62
5	Foote, Nathan	20	Stingrays	2:21.94
6	Murray, Taj	15	Marlin Coast	2:44.91
7	De Carlo, Raiden	12	Marlin Coast	2:52.87

## 2023 TAS Swimming Short Course Prep Meet - 15/07/2023

## Meet Program - Morning session

**Heat 2 Finals (#29 Men 10 & Over 200 SC Meter IM)**

2	Pond, Cody	14	Marlin Coast	NT
3	Mittempergher, Noah	13	Marlin Coast	3:45.14
4	Loveridge, Archie	10	Marlin Coast	3:25.29
5	Ross, Clancy	10	Tas Swimming	3:31.40
6	Armstrong, Thomas	11	Tobruk	NT

**Event 30 Women 10 & Over 200 SC Meter IM**

Lane Name	Age	Team	Seed Time
-----------	-----	------	-----------

**Heat 1 of 3 Finals**

1	Scholes, Amelie	13	Stingrays	2:53.68
2	Sullivan, Claudia	14	Saints	2:50.43
3	Stewart, Madeline	13	Stingrays	2:49.21
4	Pfiz (V), Antonia	16	Tobruk	2:35.00
5	Brown, Emily	15	Stingrays	2:43.16
6	Millar, Abbie	12	Atherton	2:49.41
7	Walkear, Ruby	14	Stingrays	2:52.46
8	Cracknell, Lucy	11	Stingrays	2:55.92

**Heat 2 of 3 Finals**

1	Meller, Elizabeth	11	Marlin Coast	3:29.07
2	Allcorn, Piper	11	Central Cairns	3:28.75
3	Page, Sienna	11	Stingrays	3:09.33
4	Warnest, Lara	15	Central Cairns	2:59.22
5	Percy, Jamie	13	Tas Swimming	3:00.97
6	McPherson, Asia	13	Marlin Coast	3:18.59
7	Marek, Abbey	12	Central Cairns	3:28.95
8	Njaramba, Lisa	12	Tas Swimming	3:34.02

**Heat 3 of 3 Finals**

2	Turnbull, Chelsea	11	Tas Swimming	NT
3	Rigaldi, Kira	12	Stingrays	NT
4	Habgood, Tully	11	Marlin Coast	3:48.47
5	Finlay, Florence	12	Marlin Coast	NT
6	Twomey, Scarlett	11	Tas Swimming	NT
7	Hansor, Emily	11	Tobruk	NT

**Event 31 Men 7 & Over 50 SC Meter Backstroke**

Lane Name	Age	Team	Seed Time
-----------	-----	------	-----------

**Heat 1 of 5 Finals**

1	Turnbull, Noah	12	Tas Swimming	39.99
2	Lowrey, Joshua	15	Stingrays	35.42
3	Lockyer, Logan	13	Saints	33.85
4	Oguchi, Takeru	16	Tas Swimming	31.66
5	Mcnamara, Liam	15	Central Cairns	33.19
6	Peeters, Thomas	14	Malanda	35.04
7	Walker, Ryan	17	Marlin Coast	37.40
8	Sneddon, Peter	14	Tas Swimming	43.15

**Heat 2 of 5 Finals**

1	Ross, Clancy	10	Tas Swimming	48.47
2	Scholes, Thomas	10	Stingrays	44.86
3	Chapman, Samuel	9	Marlin Coast	44.56
4	Howe, James	13	Tas Swimming	43.96
5	Pickard, Jaxon	10	Stingrays	44.55
6	Laitinen, Jack	9	Tobruk	44.73
7	Cerutti, Luke	13	Saints	46.49
8	Mittempergher, Noah	13	Marlin Coast	48.89

**Heat 3 of 5 Finals**

1	Ottone, Aiden	10	Saints	54.38
2	Murphy, Ty	10	Marlin Coast	50.55
3	Greenwood, Travis	8	Stingrays	49.71
4	Alden, Oliver	14	Saints	49.38
5	De Carlo, Raiden	12	Marlin Coast	49.63
6	Duyckers, Beau	11	Tobruk	49.99
7	Dennis, Franklin	13	Tas Swimming	51.25
8	Habgood, Brock	8	Marlin Coast	54.47

**Heat 4 of 5 Finals**

1	Lauchlan, Maxamilian	15	Tas Swimming	NT
2	Captain, Tykiel	10	Central Cairns	1:11.26
3	Brown, Nate	10	Stingrays	55.90
4	Blyde, Andrew	9	Marlin Coast	55.23
5	Deldot, James Alwxander	11	Saints	55.36
6	Deldot, Thomas Matthe	9	Saints	1:00.72
7	Stewart, Daniel	8	Stingrays	1:17.75
8	Pond, Cody	14	Marlin Coast	NT

**Heat 5 of 5 Finals**

3	McKenzie, Logan	10	Stingrays	NT
4	Clews, Lachlan	14	Tas Swimming	NT
5	Sutton, Wilson	12	Tobruk	NT
6	Edney, Sasha	9	Marlin Coast	NT

**Event 32 Women 7 & Over 50 SC Meter Backstroke**

Lane Name	Age	Team	Seed Time
-----------	-----	------	-----------

**Heat 1 of 7 Finals**

1	Higginson, Isabella	15	Stingrays	34.00
2	Lockyer, Summer	15	Saints	33.58
3	Vickers, Emily	13	Marlin Coast	32.81
4	Robinson, Amber	17	Tas Swimming	31.18
5	Pullar, Emma	16	Stingrays	32.15
6	Graham, Hayley	17	Marlin Coast	33.27
7	Chen, Joanna	15	Tas Swimming	33.93
8	Walkear, Ruby	14	Stingrays	34.48

**Heat 2 of 7 Finals**

1	Gostlow, Isabella	12	Tobruk	41.13
2	Whitby, Rylee	15	Stingrays	40.13
3	Thouroude, Chantal	12	Marlin Coast	37.81
4	Travers-Mason, Kai	14	Stingrays	34.68
5	Howe, Natalia	15	Tas Swimming	36.43
6	Libke, Elise	10	Stingrays	40.07
7	Walker, Mackinley	14	Marlin Coast	41.02
8	Sokolowski, Lylla	13	Tobruk	42.02

**Heat 3 of 7 Finals**

1	Dalmeyer, Eloise	12	Stingrays	46.88
2	Hansor, Emily	11	Tobruk	46.39
3	Twomey, Scarlett	11	Tas Swimming	43.78
4	Crumpton, Millie	12	Central Cairns	43.02
5	Dunn, Camryn	12	Tas Swimming	43.59
6	Marek, Abbey	12	Central Cairns	45.84
7	Palmela, Sophia	11	Tobruk	46.54
8	Sneddon, Madeleine	10	Tas Swimming	47.74



**2023 TAS Swimming Short Course Prep Meet - 15/07/2023****Meet Program - Morning session****Heat 4 Finals (#32 Women 7 & Over 50 SC Meter Backstroke)**

1	Oliver, Ella	10	Stingrays	52.20
2	Bryan, Kennedy	10	Tobruk	51.29
3	Napper, Jesse	9	Tas Swimming	49.86
4	Greenwood, Isabelle	10	Stingrays	49.11
5	McClellan, Bella-Trez	11	Stingrays	49.27
6	Savage, Quinn	8	Central Cairns	50.71
7	Allcorn, Frankie	9	Central Cairns	51.76
8	Kim, Se-A	10	Tas Swimming	52.54

**Heat 5 of 7 Finals**

1	Yet Foy, Hannah	8	Tas Swimming	59.57
2	Donovan, Charlee	8	Marlin Coast	58.88
3	Munasinghe, Chenuli	9	Tobruk	55.03
4	Piccolo, Rianna	10	Stingrays	52.63
5	Coleman, Elizabeth	10	Tas Swimming	54.37
6	Ross, Scarlet	12	Tas Swimming	56.72
7	Ross, Emmylou	8	Tas Swimming	58.98
8	Crumpton, Sophie	13	Central Cairns	1:01.93

**Heat 6 of 7 Finals**

1	Standing, Molly	8	Stingrays	1:35.35
2	Piccolo, Jorja	8	Stingrays	1:08.64
3	McClellan, Nahla	8	Stingrays	1:07.42
4	Albrecht, Izabella	10	Tobruk	1:02.57
5	Yates, Savannah	10	Stingrays	1:06.28
6	Harby, Bailey	8	Tobruk	1:07.87
7	Brown, Sienna	8	Stingrays	1:09.51
8	Pickup, Abigail	11	Tas Swimming	NT

**Heat 7 of 7 Finals**

1	Smallbane, Layla	8	Marlin Coast	NT
2	Crow, Mila	9	Saints	NT
3	Young, Layla	10	Marlin Coast	NT
4	Michna, Arden	10	Tobruk	NT
5	Macrae, Mia	10	Marlin Coast	NT
6	Azzopardi, Evangeline	9	Tas Swimming	NT
7	Barallon, Poppy	9	Tobruk	NT

**Event 33 Men 10 & Over 100 SC Meter Freestyle**

Lane Name	Age	Team	Seed Time
-----------	-----	------	-----------

**Heat 1 of 5 Finals**

1	Mcnamara, Liam	15	Central Cairns	1:01.86
2	Thouroude, Sebastien	16	Marlin Coast	58.11
3	Sorensen, Henrik	16	Tas Swimming	57.09
4	Hughes, Brady	18	Atherton	55.81
5	Loveridge, Hugo	15	Marlin Coast	56.53
6	Foote, Nathan	20	Stingrays	57.10
7	Thouroude, Nicolas	14	Marlin Coast	59.87
8	Hare, Jack	27	Tas Swimming	1:03.01

**Heat 2 of 5 Finals**

1	Cerutti, Luke	13	Saints	1:19.28
2	Bartley, Michael	15	Marlin Coast	1:13.74
3	Peeters, Thomas	14	Malanda	1:10.49
4	Walker, Ryan	17	Marlin Coast	1:05.20
5	Andronicus, Nathan	16	Central Cairns	1:08.85
6	Loveridge, Oscar	11	Marlin Coast	1:11.01
7	Alden, Oliver	14	Saints	1:14.76
8	Alden, Benjamin	11	Saints	1:21.42

**Heat 3 of 5 Finals**

1	Scholes, Thomas	10	Stingrays	1:32.15
2	Turnbull, Noah	12	Tas Swimming	1:27.54
3	Oliver, Darcy	11	Stingrays	1:24.85
4	Dennis, Franklin	13	Tas Swimming	1:24.27
5	Sneddon, Peter	14	Tas Swimming	1:24.84
6	Armstrong, Thomas	11	Tobruk	1:26.32
7	Duyckers, Beau	11	Tobruk	1:31.39
8	McKenzie, Logan	10	Stingrays	1:33.37

**Heat 4 of 5 Finals**

2	Murphy, Ty	10	Marlin Coast	2:02.90
3	Deldot, James Alwxander	11	Saints	1:43.17
4	Mittempergher, Noah	13	Marlin Coast	1:34.02
5	Camarlinghi, Liam	11	Saints	1:42.46
6	Ross, Clancy	10	Tas Swimming	1:44.19

**Heat 5 of 5 Finals**

2	Sutton, Wilson	12	Tobruk	NT
3	Pond, Cody	14	Marlin Coast	NT
4	De Jong, Jaron	15	Saints	2:53.16
5	Lauchlan, Maxamilian	15	Tas Swimming	NT
6	Clews, Lachlan	14	Tas Swimming	NT

**Event 34 Women 10 & Over 100 SC Meter Freestyle**

Lane Name	Age	Team	Seed Time
-----------	-----	------	-----------

**Heat 1 of 7 Finals**

1	Pullar, Emma	16	Stingrays	1:06.39
2	Higginson, Isabella	15	Stingrays	1:04.07
3	McCallum, Sophie	15	Tully	1:01.50
4	Deane, Jessica	16	Stingrays	58.16
5	Rothwell, Aisling	17	Tas Swimming	1:01.30
6	Brown, Emily	15	Stingrays	1:03.95
7	McShane, Cadence	15	Saints	1:05.10
8	Walkear, Ruby	14	Stingrays	1:06.71

**Heat 2 of 7 Finals**

1	Howe, Natalia	15	Tas Swimming	1:08.69
2	Travers-Mason, Kai	14	Stingrays	1:08.59
3	Smith, Shelby	15	Saints	1:07.37
4	Robinson, Rebecca	17	Tas Swimming	1:06.81
5	Lulham, Arabella	13	Marlin Coast	1:06.84
6	Chen, Joanna	15	Tas Swimming	1:07.57
7	Sullivan, Claudia	14	Saints	1:08.65
8	Camarlinghi, Siahn	15	Saints	1:09.12

**Heat 3 of 7 Finals**

1	O'Neile, Chloe	12	Marlin Coast	1:14.36
2	Scholes, Amelie	13	Stingrays	1:10.93
3	Greenwood, Ellie	14	Saints	1:09.68
4	Percy, Jamie	13	Tas Swimming	1:09.17
5	Millar, Abbie	12	Atherton	1:09.38
6	Stewart, Madeline	13	Stingrays	1:09.81
7	Molina, Jay	15	Marlin Coast	1:12.34
8	Walker, Mackinley	14	Marlin Coast	1:15.11

**2023 TAS Swimming Short Course Prep Meet - 15/07/2023****Meet Program - Morning session****Heat 4 Finals (#34 Women 10 & Over 100 SC Meter Freestyle)**

1	Ah Loy-Coutts, Mikayla	12	Atherton	1:21.60
2	Gostlow, Isabella	12	Tobruk	1:19.60
3	Sokolowski, Lylla	13	Tobruk	1:18.37
4	Libke, Elise	10	Stingrays	1:17.03
5	Hewitt, Brooklyn	12	Marlin Coast	1:17.80
6	Turnbull, Chelsea	11	Tas Swimming	1:19.28
7	McPherson, Asia	13	Marlin Coast	1:21.17
8	Njaramba, Lisa	12	Tas Swimming	1:21.82

**Heat 5 of 7 Finals**

1	Meller, Elizabeth	11	Marlin Coast	1:27.27
2	De la Fonteyne, Zara	12	Stingrays	1:25.07
3	Dunn, Camryn	12	Tas Swimming	1:24.07
4	Hewitt, Ashley	11	Marlin Coast	1:21.92
5	Hogan, Casey	12	Central Cairns	1:22.28
6	Chapman, Freya	11	Marlin Coast	1:24.09
7	Drown, Piper	11	Tobruk	1:26.17
8	Habgood, Tully	11	Marlin Coast	1:28.91

**Heat 6 of 7 Finals**

1	Piccolo, Rianna	10	Stingrays	1:37.02
2	Greenwood, Isabelle	10	Stingrays	1:33.02
3	Twomey, Scarlett	11	Tas Swimming	1:31.64
4	Finlay, Florence	12	Marlin Coast	1:30.82
5	Sneddon, Madeleine	10	Tas Swimming	1:31.43
6	Kim, Se-A	10	Tas Swimming	1:32.33
7	Ross, Scarlet	12	Tas Swimming	1:33.76
8	Bryan, Kennedy	10	Tobruk	1:37.53

**Heat 7 of 7 Finals**

2	Coleman, Elizabeth	10	Tas Swimming	NT
3	Albrecht, Izabella	10	Tobruk	1:58.50
4	McClellan, Bella-Trez	11	Stingrays	1:39.50
5	Palmela, Sophia	11	Tobruk	1:43.27
6	Mckechnie, Hurleigh	11	Stingrays	NT

**Event 35 Men 11 & Over 200 SC Meter Breaststroke****Lane Name                      Age    Team                      Seed Time****Heat 1 of 1 Finals**

3	McShane, Warne	11	Saints	3:26.37
4	Kito, Sydney	15	Stingrays	2:34.72
5	Elliott, Ryan	15	Tas Swimming	2:59.61
6	Duyckers, Beau	11	Tobruk	NT

**Event 36 Women 11 & Over 200 SC Meter Breaststroke****Lane Name                      Age    Team                      Seed Time****Heat 1 of 2 Finals**

2	Percy, Jamie	13	Tas Swimming	3:15.81
3	Beck, Natalie	15	Stingrays	3:06.84
4	Pfiz (V), Antonia	16	Tobruk	2:50.00
5	Kito, Skye	15	Stingrays	2:52.58
6	Cracknell, Lucy	11	Stingrays	3:15.59

**Heat 2 of 2 Finals**

3	Dunn, Camryn	12	Tas Swimming	3:56.85
4	Simms, Alice	11	Atherton	3:21.46
5	Page, Sienna	11	Stingrays	3:28.52
6	Greatorex, Sophie	13	Saints	NT