

# CENTRAL CAIRNS SWIMMING CLUB

Elements Air, Dig'n'Dump & Zarraffa's

2023 Junior Tadpoles &

Transition/Development Long Course Meet

Saturday 19<sup>th</sup> August 2023

Woree Sports & Aquatic Centre

Junior Tadpoles: Gates open at 9am for 9:30am start

Transition/Development Meet: 10:30am warm up for 11:30am start



## 9am Junior Tadpoles

- \$10 per swimmer
- Nominations to be taken on the day
- Open to club and non-club members

	Age	Distance	Stroke
	10 & Under	12 ½ or 25 metres	Freestyle
	10 & Under	12 ½ or 25 metres	Backstroke
	10 & Under	12 ½ or 25 metres	Breaststroke
	10 & Under	12 ½ or 25 metres	Kick
	10 & Under	12 ½ or 25 metres	Butterfly

## 10:30am Warm Up for 11:30am Start

M	F	Age	Distance	Stroke
1	MIXED	8 & Over	4 x 50	Medley Relay
2	3	8 & Over	100	Freestyle
4	5	8 & Over	50	Backstroke
6	7	8 & Over	100	Breaststroke
8	9	8 & Over	50	Freestyle
10	11	8 & Over	200	Freestyle
12	13	8 & Over	50	Butterfly
14	15	8 & Over	100	Backstroke
16	17	8 & Over	50	Breaststroke
18	19	8 & Over	100	Butterfly
20	21	8 & Over	200	Individual Medley

## Conditions and Entry Information

1. The meet will be conducted under the rules of FINA and By-laws of Swimming Australia (SAL) and Swimming Qld (SQ).
2. All decisions taken will be at the discretion of the Chief Referee of the day.
3. All competitors must be Swimming Qld registered competitive swimmers (Except for Junior Tadpole competitors).
4. All Swimming Qld Rules, SAL and FINA Swimming Rules will apply at this meet.
5. Age shall be as on 19<sup>th</sup> August 2023.
6. Relays will be organised on the day and FREE.
7. Meet programs will be available on the FNQ website. NO programs will be available at the gate.
8. In nominating for this meet, swimmers agree that they may be photographed and that the images may be used in publications, websites or social media sites.
9. Spectator entry: \$3 per adult

**Nominations Close Monday 14<sup>th</sup> August 2023**

VIA SWIM CENTRAL

Nomination Fees \$6.00/ Relays Free

Email: [centralcairnsswimming@gmail.com](mailto:centralcairnsswimming@gmail.com)

Phone: Alicia Casey- 0403 144 324





would like to thank  
**GOLD SPONSORS**



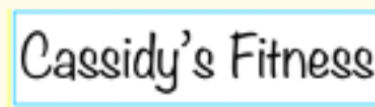
PLATINUM TRAVEL SPONSOR



SILVER SPONSORS



BRONZE SPONSORS



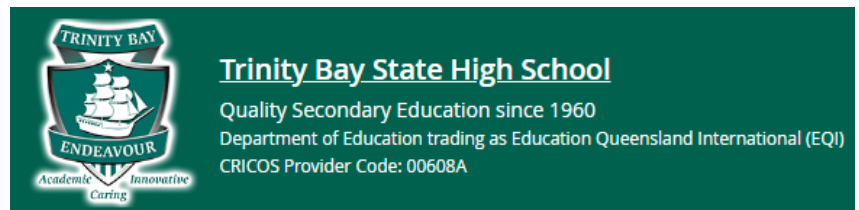
## ACKNOWLEDGEMENTS

Central Cairns Swimming gratefully acknowledge the continued contribution, assistance and support from the FNQRSA committee and Officials. Sincere thanks to the families of the swimmers who have given up time for various timekeeping duties over the weekend. Also, thanks to the Woree Sports and Aquatic Centre and to the members of Central Cairns Swimming for all their work behind the scenes.

A special thanks to Alice Foote for assisting Central Cairns Swimming to ensure the smooth running of our meet and timing system.

### Central Cairns Swimming Coaches and Trinity Bay High

Central Cairns Swimming would like to acknowledge the support and professional guidance provided by the staff of Herbs Training and the wonderful support of the Trinity Bay State High School.



## COMPETING CLUBS

	<b>Team</b>	<b>Female</b>	<b>Male</b>	<b>Total Athletes</b>
1	ATHER Atherton SC Inc	9	2	11
2	SRAYS Cairns Stingrays SC Inc	24	5	29
3	CENCA Central Cairns Swimming Inc	24	14	38
4	COOK Cooktown Asc Inc	6	6	12
5	EDGE Edge Hill SC Inc	5	6	11
6	INNIS Innisfail SC Inc	1	0	1
7	LIGHT Lightning SC Inc	1	0	1
8	MALAN Malanda Aquatic Dragons	4	2	6
9	MAREE Mareeba SC Inc	1	0	1
10	MARLI Marlin Coast SC Inc	20	17	37
11	SAINT Saints SC Inc	11	16	27
12	TASSC Tas Swimming Incorporated	8	4	12
13	TOBSC Tobruk Swim Club Inc	12	2	14
		<b>126</b>	<b>74</b>	<b>200</b>

**Central Cairns Swimming Club welcomes and thanks all clubs for their support of our carnival.**

## ENTRY

Entry is \$3 per spectator (swimmers, coaches and technical officials are free).

**Cash and EFTPOS facilities available.**

## TIMEKEEPING LANE ALLOCATIONS

Central Cairns Swimming has made every effort to distribute timekeeping evenly. This carnival will be run with 2 timekeepers allocated per lane. For those clubs sharing a timekeeping lane, please organise amongst yourselves. Each timekeeper will have a dolphin and one stopwatch between them.

**If you have any concerns please approach the Chief Timekeeper**

<u>LANE 1</u>	<u>LANE 2</u>	<u>LANE 3</u>	<u>LANE 4</u>	<u>LANE 5</u>	<u>LANE 6</u>	<u>LANE 7</u>	<u>LANE 8</u>
TAS	TOBRUK	CENTRALS	STINGRAYS	SAINTS	MARLIN COAST	CENTRALS	MALANDA/ ATHERTON
MARLIN COAST	EDGE HILL	CENTRALS	STINGRAYS	SAINTS	MARLIN COAST	CENTRALS	COOKTOWN/ CENTRALS

NOTE- Timekeeping is a crucial part of swimming meets. Each club has been allocated timekeeping duties based on entries and officials volunteering from clubs. Please ensure that where you have been allocated a lane for timekeeping that you undertake these shared duties. We thank all clubs for fulfilling their timekeeping positions.

## Technical Officials

**A very big THANK YOU to Louise Nicholson, all the technical officials and referees for helping to officiate at our carnival. This event would not be possible without them.**

# **THANK YOU!**



## **WARM-UP PROCEDURES**

Coaches shall co-operate by giving competitor the best opportunity possible to prepare for his/her event.

Warm-ups for the heat sessions will commence at 10:30am and conclude at 11.15am.

At the conclusion of the warm-up period, coaches shall co-operate by having their team members leave pool promptly when requested to do so. In the interest of the competitor's safety, the following pool procedures must be observed throughout the warm-up periods.

1. 30 minutes after the commencement of warm-ups, lanes 1 & 8 to be vacated and utilised for the purpose of dives.
2. There shall be no diving in lanes 2 – 7 during warm-up unless free of lap swimmers. Swimmers must circle clockwise, always keeping to the left hand side of the lane marking.
3. Lanes 1 & 8 Will be available for diving start at all times during warm-up sessions

## **SELF-MARSHALLING**

Self-marshalling will be used for this meet. For any queries throughout the meet, please see the meet director. Swimmers will be marshalled at least 2 heats ahead of the event in the water and as per announcements.

1. Clubs to advise the control room of any corrections and or withdrawals prior to the meet start.
2. All heats will be conducted with over the top starts for all strokes.
3. Referees will be advised of any swimmer reporting late to marshalling which may result in the swimmer missing that nominated event.
4. All swimmers must report to the Lane Chief/timekeeper for self-marshalling at least 2 heats prior to the heat you are swimming in.

## **RELAYS – EVENT 1**

Event 1 is a MIXED, 8 & OVER 4 X 50 MEDLEY RELAY which is to be organised by each participating club on the day. This is designed to be a fun way to kick start the day of racing. Please have your teams ready and behind your chosen lanes for this event by 11:25am.





# MEGA RAFFLE

**\$2 PER TICKET  
OR 3 FOR \$5**

**OVER \$1000  
IN PRIZES**



**SCOO BREW**  
Kombucha  
1 MONTH SUPPLY

**FUNKITA®  
FUNKY TRUNKS®**  
4X\$30 VOUCHERS

**MAI THAI**  
2 X \$50 VOUCHERS

**Cairns WAKEPARK**  
2 HOUR PASS

**HT**  
Herb's Training  
& Swim School  
SWIM PACK

**THE REEF  
HOTEL CASINO**  
\$50 DINNER  
VOUCHER

**EVENT  
CINEMAS**  
2 X FAMILY  
VOUCHERS

**SLIX**  
2 VOUCHERS

**CAIRNS  
AQUA PARK**  
2 HOUR PASS

**TA NAILS**  
VOUCHER

**Blue Click  
PHOTOGRAPHY**  
\$50 VOUCHER

**BROTHERS**  
\$50 VOUCHER

fitted by  
*Serina Andronico*  
INTIMO  
\$50 VOUCHER

**RED BERET**  
\$25 VOUCHER

**Cazalys  
CAIRNS**  
\$30 VOUCHER

**CAIRNS  
ZOOM  
and  
WHIRLPE DOME**  
ADULT & CHILD ENTRY

**THE BUILDING APPROVAL  
COMPANY**  
\$50 VOUCHER

Draw Friday August 25 2023  
at CCS Club Night



WINE




SCOOTER

EFTPOS  
AVAILABLE!

# MENU

EFTPOS  
AVAILABLE!



**Ham & Salad Roll / Salad Roll**

**\$4.50**

**Toasted Sandwich –**



**\$4.50**

**Fried Rice**

**\$5.00**



**Beef and Gravy Roll /  
Chicken and Gravy Roll**



**\$5.00**


**Spaghetti Bolognese**

**\$5.00**



**Fresh Fruit Cup**

**\$ 4.00**



**HOME MADE CAKES & COOKIES**

**ASSORTED PRICES**



## Centrals Junior Tadpoles&amp;LC Development Meet - 19/08/2023

## Meet Program - Session 1 - Centrals LC 2023

## Event 2 Boys 8 &amp; Over 100 LC Meter Freestyle

Lane	Name	Age	Team	Seed Time
<b>Heat 1 of 8 Finals</b>				
1	Hudson, Cooper	13	Marlin Coast	1:01.51
2	Thouroude, Nicolas	14	Marlin Coast	59.94
3	Foote, Nathan	21	Stingrays	57.58
4	Loveridge, Hugo	15	Marlin Coast	57.43
5	Sorensen, Henrik	16	Tas Swimming	57.48
6	Menzies, Bryce	17	Marlin Coast	58.32
7	Thouroude, Sebastien	16	Marlin Coast	1:01.27
8	Mcnamara, Liam	15	Central Cairns	1:01.76
<b>Heat 2 of 8 Finals</b>				
1	Foley, Patrick	15	Central Cairns	1:06.09
2	Robertson, Callum	15	Saints	1:05.08
3	Lockyer, Logan	13	Saints	1:03.55
4	Rowbotham, Matthew	13	Saints	1:02.44
5	Lowrey, Joshua	15	Central Cairns	1:03.51
6	Ryder, Samuel	16	Cooktown	1:03.87
7	Rickson, Callum	15	Central Cairns	1:05.44
8	Walker, Ryan	17	Marlin Coast	1:06.51
<b>Heat 3 of 8 Finals</b>				
1	Simmonds, Joel	15	Central Cairns	1:10.69
2	McShane, Warne	11	Saints	1:09.51
3	De Carlo, Raiden	12	Marlin Coast	1:09.28
4	Connors, Cooper	13	Saints	1:06.65
5	Loveridge, Oscar	11	Marlin Coast	1:08.88
6	Andronicus, Nathan S14	16	Central Cairns	1:09.42
7	Ryder, Jett	14	Cooktown	1:10.51
8	Whittaker, Slayde	15	Cooktown	1:10.92
<b>Heat 4 of 8 Finals</b>				
1	Wilson, Ulrich	12	Atherton	1:15.36
2	Cerutti, Luke	14	Saints	1:15.31
3	De Jong, Jaron	16	Saints	1:14.46
4	Smallbane, Hamish	12	Marlin Coast	1:14.14
5	Clews, Lachlan	14	Tas Swimming	1:14.19
6	Bartley, Michael	15	Marlin Coast	1:14.69
7	Habermann, Rudolf	12	Cooktown	1:15.34
8	Langtree, James	13	Central Cairns	1:15.50
<b>Heat 5 of 8 Finals</b>				
1	Ryder, Cruze	12	Cooktown	1:23.93
2	Alden, Oliver	14	Saints	1:23.25
3	Southern, Bill	12	Central Cairns	1:21.10
4	Pearce, Flynn	13	Saints	1:19.27
5	Turnbull, Noah	12	Tas Swimming	1:20.19
6	Macmillan, Carrick	12	Cooktown	1:21.85
7	Kidd, Patrick	11	Malanda	1:23.85
8	Rickson, Ellis	11	Central Cairns	1:25.14
<b>Heat 6 of 8 Finals</b>				
1	Suntsov, Mark	11	Saints	1:35.36
2	Armstrong, Thomas	11	Tobruk	1:30.33
3	Pickard, Jaxon	11	Stingrays	1:27.82
4	Chapman, Samuel	9	Marlin Coast	1:25.79
5	Alden, Benjamin	12	Saints	1:27.77
6	Dempsey, Darragh	12	Marlin Coast	1:29.22
7	Hudson, Taylor	11	Marlin Coast	1:32.42
8	Camarlinghi, Liam	11	Saints	1:37.63

## Heat 7 of 8 Finals

1	Mann, Adrian	14	Edge Hill	2:11.03
2	Chohan, Taj	8	Malanda	2:06.54
3	Thomas, Hiro	11	Edge Hill	1:43.15
4	Deldot, James Alwxander	11	Saints	1:38.71
5	Waller, Frankie	10	Central Cairns	1:41.53
6	Deldot, Thomas Matthew	9	Saints	1:56.20
7	Captain, Tykiel	10	Central Cairns	2:07.89
8	Blyde, Andrew	9	Marlin Coast	2:13.47

## Heat 8 of 8 Finals

3	Ottone, Aiden	10	Saints	NT
4	Stockman, Reginald	8	Atherton	2:49.78
5	Brien, Charlie	11	Saints	NT
6	Liu, Harry	8	Edge Hill	NT

## Event 3 Girls 8 &amp; Over 100 LC Meter Freestyle

Lane	Name	Age	Team	Seed Time
<b>Heat 1 of 11 Finals</b>				
1	Lockyer, Summer	15	Saints	1:05.53
2	Carey, Paige	15	Mareeba	1:04.99
3	Vickers, Emily	14	Marlin Coast	1:03.36
4	Laneyrie, Evie	15	Lightning SC	1:01.68
5	McCallum, Sophie	15	Saints	1:02.95
6	Greatorex, Sophie	14	Saints	1:04.68
7	Walkear, Ruby	14	Stingrays	1:05.46
8	McShane, Cadence	16	Saints	1:05.65
<b>Heat 2 of 11 Finals</b>				
1	Millar, Abbie	12	Atherton	1:08.54
2	Thouroude, Chantal	12	Marlin Coast	1:07.59
3	Sullivan, Claudia	14	Saints	1:07.29
4	Brown, Emily	15	Stingrays	1:06.34
5	Higginson, Isabella	15	Stingrays	1:06.74
6	Lulham, Arabella	13	Marlin Coast	1:07.32
7	Whitby, Rylee	15	Stingrays	1:08.32
8	Hegamaea, Lakea	15	Cooktown	1:08.67
<b>Heat 3 of 11 Finals</b>				
1	Young, Lily	13	Marlin Coast	1:12.63
2	Molina, Jay	15	Marlin Coast	1:12.00
3	Nona, Ellie	14	Marlin Coast	1:11.40
4	Howe, Natalia	15	Tas Swimming	1:10.00
5	Greenwood, Ellie	14	Saints	1:11.08
6	Bamford, Ava	13	Central Cairns	1:11.49
7	Ah Loy-Coutts, Mikayla	12	Atherton	1:12.42
8	Stewart, Madeline	13	Stingrays	1:13.19
<b>Heat 4 of 11 Finals</b>				
1	Libke, Elise	10	Stingrays	1:16.10
2	Suntsova, Elizabeth	14	Saints	1:15.31
3	Greenwood, Eva	11	Stingrays	1:14.32
4	Williams, Kiara	12	Central Cairns	1:14.08
5	O'Neile, Chloe	12	Marlin Coast	1:14.15
6	Curzon, Neena	13	Innisfail	1:14.85
7	Allcorn, Piper	11	Central Cairns	1:16.09
8	Walker, Mackinley	14	Marlin Coast	1:16.62



## Centrals Junior Tadpoles&amp;LC Development Meet - 19/08/2023

## Meet Program - Session 1 - Centrals LC 2023

**Heat 5 Finals (#3 Girls 8 & Over 100 LC Meter Freestyle)**

1	Simms, Alice	11	Atherton	1:21.33
2	Crumpton, Millie	12	Central Cairns	1:19.89
3	Rickson, Maiya	12	Central Cairns	1:18.04
4	Hogan, Casey	12	Central Cairns	1:16.75
5	Hegamaea, Haila	11	Cooktown	1:17.83
6	Bamford, Mia	11	Central Cairns	1:19.08
7	Hewitt, Brooklyn	13	Marlin Coast	1:20.15
8	Hewitt, Ashley	11	Marlin Coast	1:21.96

**Heat 6 of 11 Finals**

1	Smith, India	12	Tobruk	1:27.68
2	Marek, Abbey	12	Central Cairns	1:25.25
3	Sokolowski, Lylla	13	Tobruk	1:23.75
4	Page, Sienna	11	Stingrays	1:21.98
5	Cyglar, Halle	11	Central Cairns	1:23.65
6	Rankine, Georgia	16	Malanda	1:23.85
7	Treloar, Natalie	11	Cooktown	1:26.58
8	Drown, Piper	11	Tobruk	1:28.96

**Heat 7 of 11 Finals**

1	Greenwood, Isabelle	10	Stingrays	1:36.09
2	Palmela, Sophia	11	Tobruk	1:33.65
3	Taylor, Rosie	12	Tobruk	1:30.22
4	Taylor, Lacey	11	Central Cairns	1:29.03
5	Whittaker, Sapphire	14	Cooktown	1:29.08
6	Smallbane, Hannah	10	Marlin Coast	1:32.18
7	Kim, Se-A	10	Tas Swimming	1:33.73
8	Habgood, Tully	11	Marlin Coast	1:36.73

**Heat 8 of 11 Finals**

1	Williams, Chloe	11	Central Cairns	1:42.30
2	Ah Loy-Coutts, Madison	13	Atherton	1:40.63
3	Bryan, Kennedy	10	Tobruk	1:39.49
4	Southern, Ruby	11	Central Cairns	1:36.86
5	Donovan, Maycee	11	Marlin Coast	1:38.36
6	Brunott, Hannah	10	Central Cairns	1:40.46
7	Hegamaea, Maiika	8	Cooktown	1:41.87
8	Neill, Khalifa	9	Malanda	1:45.66

**Heat 9 of 11 Finals**

1	Neill, Kailani	8	Malanda	2:06.58
2	Napper, Jesse	9	Tas Swimming	1:56.51
3	Piccolo, Rianna	10	Stingrays	1:49.70
4	Ford, Kaia	11	Stingrays	1:46.82
5	Alden, Ada	9	Saints	1:47.15
6	Albrecht, Izabella	10	Tobruk	1:53.78
7	Mckechnie, Hurleigh	11	Stingrays	1:57.28
8	Crumpton, Sophie S6	13	Central Cairns	2:24.14

**Heat 10 of 11 Finals**

1	Kruger, Alycia	13	Atherton	NT
2	Parsons, Gracie	11	Stingrays	NT
3	Cerutti, Jessica	9	Saints	NT
4	Smallbane, Layla	8	Marlin Coast	2:29.49
5	Pembroke, Phoebe	11	Central Cairns	NT
6	Wilson, Indiana	9	Saints	NT
7	Barallon, Poppy	9	Tobruk	NT
8	Trevan, Ava	11	Tobruk	NT

**Heat 11 of 11 Finals**

1	Yates, Savannah	10	Stingrays	NT
2	Crow, Mila	9	Saints	NT
3	Munasinghe, Chenuli	9	Tobruk	NT
4	Papworth, Skyla	9	Central Cairns	NT
5	Turnbull, Chelsea	11	Tas Swimming	NT
6	Michna, Arden	10	Tobruk	NT
7	Young, Layla	10	Marlin Coast	NT
8	Kruger, Vienna	11	Atherton	NT

**Event 4 Boys 8 & Over 50 LC Meter Backstroke**

Lane	Name	Age	Team	Seed Time
------	------	-----	------	-----------

**Heat 1 of 5 Finals**

1	Turnbull, Noah	12	Tas Swimming	40.39
2	Craig, Koby	12	Central Cairns	39.27
3	Murray, Taj	15	Marlin Coast	34.08
4	Ryder, Samuel	16	Cooktown	31.52
5	Rickson, Callum	15	Central Cairns	33.90
6	Walker, Ryan	17	Marlin Coast	38.15
7	Clews, Lachlan	14	Tas Swimming	39.55
8	Pearce, Flynn	13	Saints	42.02

**Heat 2 of 5 Finals**

1	Bartley, Michael	15	Marlin Coast	46.15
2	Rickson, Ellis	11	Central Cairns	45.86
3	Langtree, James	13	Central Cairns	43.41
4	Chapman, Samuel	9	Marlin Coast	42.76
5	Ryder, Cruze	12	Cooktown	43.15
6	Pickard, Jaxon	11	Stingrays	44.14
7	Dempsey, Darragh	12	Marlin Coast	45.99
8	Kidd, Patrick	11	Malanda	47.26

**Heat 3 of 5 Finals**

1	Suntsov, Mark	11	Saints	53.85
2	Waller, Frankie	10	Central Cairns	53.82
3	Laitinen, Jack	9	Tobruk	50.11
4	Thomas, Hiro	11	Edge Hill	49.05
5	Scholes, Thomas	11	Stingrays	50.00
6	McKenzie, Logan	10	Stingrays	50.77
7	Ball, Jake	11	Central Cairns	53.84
8	Ottone, Aiden	10	Saints	55.47

**Heat 4 of 5 Finals**

1	Stockman, Reginald	8	Atherton	1:12.05
2	Jaron, Marcus	10	Edge Hill	1:03.84
3	Deldot, James Alwxander	11	Saints	57.60
4	Habgood, Brock	8	Marlin Coast	56.03
5	Blyde, Andrew	9	Marlin Coast	56.33
6	Deldot, Thomas Matthew	9	Saints	1:02.94
7	Captain, Tykiel	10	Central Cairns	1:07.71
8	Mann, Adrian	14	Edge Hill	1:12.53

**Heat 5 of 5 Finals**

3	Brien, Charlie	11	Saints	NT
4	Williams, Harrison	8	Central Cairns	NT
5	Hoskins, Luca	10	Edge Hill	NT
6	Liu, Harry	8	Edge Hill	NT

## Centrals Junior Tadpoles&amp;LC Development Meet - 19/08/2023

## Meet Program - Session 1 - Centrals LC 2023

## Event 5 Girls 8 &amp; Over 50 LC Meter Backstroke

Lane	Name	Age	Team	Seed Time
------	------	-----	------	-----------

## Heat 1 of 10 Finals

1	Beck, Natalie	16	Stingrays	38.66
2	Howe, Natalia	15	Tas Swimming	37.29
3	Warnest, Lara	15	Central Cairns	35.81
4	Graham, Hayley	17	Marlin Coast	33.97
5	Walkear, Ruby	14	Stingrays	34.21
6	Craig, Kyah	15	Central Cairns	36.05
7	Greenwood, Eva	11	Stingrays	38.24
8	Hegamaea, Lakea	15	Cooktown	38.69

## Heat 2 of 10 Finals

1	De la Fonteyne, Zara	12	Stingrays	40.50
2	Hogan, Casey	12	Central Cairns	40.23
3	Nock, Miya	15	Marlin Coast	38.94
4	Molina, Jay	15	Marlin Coast	38.72
5	Suntsova, Elizabeth	14	Saints	38.80
6	Mott, Eliza	17	Malanda	39.44
7	Allcorn, Piper	11	Central Cairns	40.37
8	Scholes, Amelie	13	Stingrays	40.86

## Heat 3 of 10 Finals

1	Bamford, Mia	11	Central Cairns	43.09
2	Crumpton, Millie	12	Central Cairns	42.31
3	Hewitt, Ashley	11	Marlin Coast	41.75
4	Hewitt, Brooklyn	13	Marlin Coast	41.03
5	Nona, Ellie	14	Marlin Coast	41.19
6	Walker, Mackinley	14	Marlin Coast	41.85
7	Cracknell, Lucy	11	Stingrays	42.57
8	Treloar, Natalie	11	Cooktown	43.22

## Heat 4 of 10 Finals

1	Pickup, Abigail	11	Tas Swimming	47.60
2	Palmela, Sophia	11	Tobruk	46.28
3	Stockman, Ella	12	Atherton	44.80
4	Hegamaea, Haila	11	Cooktown	43.61
5	Libke, Elise	10	Stingrays	44.40
6	Simpson, Ashleigh	14	Edge Hill	44.91
7	Taylor, Lacey	11	Central Cairns	46.71
8	Taylor, Rosie	12	Tobruk	47.78

## Heat 5 of 10 Finals

1	Hegamaea, Maiika	8	Cooktown	50.95
2	Smith, India	12	Tobruk	50.70
3	Habgood, Tully	11	Marlin Coast	49.84
4	Macrae, Mia	10	Marlin Coast	48.37
5	Whittaker, Saphire	14	Cooktown	48.95
6	Napper, Jesse	9	Tas Swimming	50.34
7	Doak, Ruby	12	Central Cairns	50.88
8	Greenwood, Isabelle	10	Stingrays	51.39

## Heat 6 of 10 Finals

1	Ball, Zoe	9	Central Cairns	54.31
2	Kim, Se-A	10	Tas Swimming	53.55
3	Allcorn, Frankie	9	Central Cairns	52.63
4	Savage, Quinn	8	Central Cairns	51.72
5	Miotto, Isabel	11	Stingrays	52.38
6	Michna, Arden	10	Tobruk	52.77
7	De la Fonteyne, Claire	9	Stingrays	53.99
8	Crow, Mila	9	Saints	54.72

## Heat 7 of 10 Finals

1	Alden, Ada	9	Saints	58.07
2	Williams, Chloe	11	Central Cairns	58.00
3	Albrecht, Izabella	10	Tobruk	55.77
4	Brunott, Hannah	10	Central Cairns	54.79
5	Cerutti, Jessica	9	Saints	55.32
6	Yet Foy, Hannah	8	Tas Swimming	56.71
7	Bryan, Kennedy	10	Tobruk	58.04
8	Musumeci, Ella	10	Stingrays	59.37

## Heat 8 of 10 Finals

1	Jaron, Sofia	8	Edge Hill	1:03.52
2	Azzopardi, Evangeline	10	Tas Swimming	1:02.49
3	Papworth, Skyla	9	Central Cairns	1:00.16
4	Ford, Kaia	11	Stingrays	59.81
5	Barallon, Poppy	9	Tobruk	59.92
6	Wilce, Shelby	10	Atherton	1:01.63
7	Yates, Savannah	10	Stingrays	1:02.94
8	Crumpton, Sophie S6	13	Central Cairns	1:04.36

## Heat 9 of 10 Finals

1	Wheatley, Daniella Rose	9	Tas Swimming	NT
2	Trevan, Ava	11	Tobruk	NT
3	Bevan, Shamajah	8	Central Cairns	1:24.07
4	Stockman, Ruby	10	Atherton	1:05.49
5	Piccolo, Jorja	8	Stingrays	1:18.44
6	Smallbane, Hannah	10	Marlin Coast	NT
7	Kruger, Alycia	13	Atherton	NT
8	Parsons, Gracie	11	Stingrays	NT

## Heat 10 of 10 Finals

1	Kruger, Vienna	11	Atherton	NT
2	Yang, Keira	8	Edge Hill	NT
3	Macmillan, Phoebe	9	Cooktown	NT
4	Payne, Evie	8	Edge Hill	NT
5	Wilson, Indiana	9	Saints	NT
6	Pembroke, Phoebe	11	Central Cairns	NT
7	Turnbull, Chelsea	11	Tas Swimming	NT

## Event 6 Boys 8 &amp; Over 100 LC Meter Breaststroke

Lane	Name	Age	Team	Seed Time
------	------	-----	------	-----------

## Heat 1 of 5 Finals

1	McShane, Warne	11	Saints	1:23.25
2	Thouroude, Nicolas	14	Marlin Coast	1:17.65
3	Sorensen, Henrik	16	Tas Swimming	1:16.48
4	Elliott, Ryan	15	Tas Swimming	1:09.70
5	Menzies, Bryce	17	Marlin Coast	1:16.33
6	Foote, Nathan	21	Stingrays	1:16.94
7	Culliton, Rowan	21	Marlin Coast	1:18.11
8	De Carlo, Raiden	12	Marlin Coast	1:23.73

## Heat 2 of 5 Finals

1	Walker, Ryan	17	Marlin Coast	1:37.60
2	Andronicus, Nathan SB14	16	Central Cairns	1:33.24
3	Rowbotham, Matthew	13	Saints	1:30.23
4	Simmonds, Joel	15	Central Cairns	1:29.07
5	Robertson, Callum	15	Saints	1:29.50
6	Lockyer, Logan	13	Saints	1:32.80
7	Clews, Lachlan	14	Tas Swimming	1:35.28
8	De Jong, Jaron	16	Saints	1:40.26

## Centrals Junior Tadpoles&amp;LC Development Meet - 19/08/2023

## Meet Program - Session 1 - Centrals LC 2023

**Heat 3 Finals (#6 Boys 8 & Over 100 LC Meter Breaststroke)**

1	Macmillan, Carrick	12	Cooktown	1:51.58
2	Alden, Oliver	14	Saints	1:50.90
3	Habermann, Rudolf	12	Cooktown	1:47.44
4	Ryder, Jett	14	Cooktown	1:45.28
5	Whittaker, Slayde	15	Cooktown	1:45.76
6	Cerutti, Luke	14	Saints	1:49.48
7	Turnbull, Noah	12	Tas Swimming	1:51.07
8	McKenzie, Logan	10	Stingrays	1:53.96

**Heat 4 of 5 Finals**

1	Laitinen, Jack	9	Tobruk	2:22.79
2	Armstrong, Thomas	11	Tobruk	2:08.48
3	Suntsov, Mark	11	Saints	2:00.21
4	Alden, Benjamin	12	Saints	1:56.17
5	Pickard, Jaxon	11	Stingrays	1:56.58
6	Hudson, Taylor	11	Marlin Coast	2:07.55
7	Deldot, James Alwxander	11	Saints	2:20.43

**Heat 5 of 5 Finals**

3	Smallbane, Hamish	12	Marlin Coast	NT
4	Blyde, Andrew	9	Marlin Coast	2:34.72
5	Camarlinghi, Liam	11	Saints	NT

**Event 7 Girls 8 & Over 100 LC Meter Breaststroke**

Lane	Name	Age	Team	Seed Time
------	------	-----	------	-----------

**Heat 1 of 7 Finals**

1	Sullivan, Claudia	14	Saints	1:33.99
2	Millar, Abbie	12	Atherton	1:31.40
3	Greatorex, Sophie	14	Saints	1:29.54
4	McShane, Cadence	16	Saints	1:22.94
5	Lockyer, Summer	15	Saints	1:27.42
6	Cracknell, Lucy	11	Stingrays	1:30.53
7	Greenwood, Ellie	14	Saints	1:32.66
8	Hansor, Emily	11	Tobruk	1:37.24

**Heat 2 of 7 Finals**

1	Ah Loy-Coutts, Mikayla	12	Atherton	1:43.69
2	Lulham, Arabella	13	Marlin Coast	1:41.31
3	Simms, Alice	11	Atherton	1:38.36
4	Hogan, Casey	12	Central Cairns	1:37.51
5	Scholes, Amelie	13	Stingrays	1:37.72
6	Page, Sienna	11	Stingrays	1:40.94
7	Simpson, Ashleigh	14	Edge Hill	1:43.69
8	Young, Lily	13	Marlin Coast	1:44.45

**Heat 3 of 7 Finals**

1	Kim, Se-A	10	Tas Swimming	1:53.76
2	Crumpton, Millie	12	Central Cairns	1:48.52
3	Libke, Elise	10	Stingrays	1:46.61
4	Rickson, Maiya	12	Central Cairns	1:44.86
5	Cygler, Halle	11	Central Cairns	1:45.08
6	Sokolowski, Lylla	13	Tobruk	1:48.05
7	Doak, Ruby	12	Central Cairns	1:49.54
8	Chapman, Freya	11	Marlin Coast	1:53.96

**Heat 4 of 7 Finals**

1	Cerutti, Jessica	9	Saints	2:08.75
2	Piccolo, Rianna	10	Stingrays	2:06.81
3	Brunott, Hannah	10	Central Cairns	2:01.43
4	Hewitt, Ashley	11	Marlin Coast	1:54.52
5	Donovan, Maycee	11	Marlin Coast	2:01.41
6	Pickup, Abigail	11	Tas Swimming	2:06.04
7	Yates, Savannah	10	Stingrays	2:06.94
8	Parsons, Gracie	11	Stingrays	2:08.79

**Heat 5 of 7 Finals**

1	Crumpton, Sophie SB5	13	Central Cairns	3:13.85
2	Napper, Jesse	9	Tas Swimming	2:22.32
3	Hegamaea, Maiika	8	Cooktown	2:20.08
4	Mckechnie, Hurleigh	11	Stingrays	2:14.24
5	Williams, Chloe	11	Central Cairns	2:16.36
6	Allcorn, Frankie	9	Central Cairns	2:20.50
7	Southern, Ruby	11	Central Cairns	2:25.21
8	Stuart, Georgia	28	Edge Hill	NT

**Heat 6 of 7 Finals**

1	Young, Layla	10	Marlin Coast	NT
2	Taylor, Rosie	12	Tobruk	NT
3	Ah Loy-Coutts, Madison	13	Atherton	NT
4	Rigaldi, Kira	12	Stingrays	NT
5	Munasinghe, Chenuli	9	Tobruk	NT
6	Barallon, Poppy	9	Tobruk	NT
7	Ford, Kaia	11	Stingrays	NT
8	Turnbull, Chelsea	11	Tas Swimming	NT

**Heat 7 of 7 Finals**

3	Macrae, Mia	10	Marlin Coast	NT
4	Wilson, Indiana	9	Saints	NT
5	Musumeci, Ella	10	Stingrays	NT
6	Smallbane, Hannah	10	Marlin Coast	NT

**Event 8 Boys 8 & Over 50 LC Meter Freestyle**

Lane	Name	Age	Team	Seed Time
------	------	-----	------	-----------

**Heat 1 of 7 Finals**

1	Hudson, Cooper	13	Marlin Coast	28.51
2	Culliton, Rowan	21	Marlin Coast	28.03
3	Thouroude, Sebastien	16	Marlin Coast	27.48
4	Sorensen, Henrik	16	Tas Swimming	26.67
5	Thouroude, Nicolas	14	Marlin Coast	27.30
6	Ryder, Samuel	16	Cooktown	27.73
7	Elliott, Ryan	15	Tas Swimming	28.44
8	Rickson, Callum	15	Central Cairns	29.16

**Heat 2 of 7 Finals**

1	Smallbane, Hamish	12	Marlin Coast	34.36
2	Bartley, Michael	15	Marlin Coast	32.57
3	Foley, Patrick	15	Central Cairns	29.88
4	Connors, Cooper	13	Saints	29.33
5	Walker, Ryan	17	Marlin Coast	29.54
6	Simmonds, Joel	15	Central Cairns	30.82
7	Clews, Lachlan	14	Tas Swimming	32.99
8	Southern, Bill	12	Central Cairns	35.16

**Heat 3 of 7 Finals**

1	Kidd, Patrick	11	Malanda	37.27
2	Rickson, Ellis	11	Central Cairns	36.85
3	Pearce, Flynn	13	Saints	36.17
4	Macmillan, Carrick	12	Cooktown	35.61
5	Turnbull, Noah	12	Tas Swimming	35.70
6	Pickard, Jaxon	11	Stingrays	36.76
7	Chapman, Samuel	9	Marlin Coast	37.07
8	Dempsey, Darragh	12	Marlin Coast	38.51

## Centrals Junior Tadpoles&amp;LC Development Meet - 19/08/2023

## Meet Program - Session 1 - Centrals LC 2023

**Heat 4 Finals (#8 Boys 8 & Over 50 LC Meter Freestyle)**

1	Hudson, Taylor	11	Marlin Coast	40.89
2	Suntsov, Mark	11	Saints	40.69
3	McKenzie, Logan	10	Stingrays	39.34
4	Scholes, Thomas	11	Stingrays	38.63
5	Armstrong, Thomas	11	Tobruk	38.84
6	Ryder, Cruze	12	Cooktown	39.54
7	Deldot, James Alwxander	11	Saints	40.77
8	Camarlinghi, Liam	11	Saints	41.83

**Heat 5 of 7 Finals**

1	Blyde, Andrew	9	Marlin Coast	48.52
2	Habgood, Brock	8	Marlin Coast	45.03
3	Waller, Frankie	10	Central Cairns	42.64
4	Ball, Jake	11	Central Cairns	41.97
5	Laitinen, Jack	9	Tobruk	42.63
6	Ottone, Aiden	10	Saints	44.64
7	Thomas, Hiro	11	Edge Hill	47.55
8	Captain, Tykiel	10	Central Cairns	50.56

**Heat 6 of 7 Finals**

1	Stockman, Reginald	8	Atherton	1:10.47
2	Mann, Adrian	14	Edge Hill	56.75
3	Williams, Harrison	8	Central Cairns	54.03
4	Jaron, Marcus	10	Edge Hill	50.77
5	Deldot, Thomas Matthew	9	Saints	53.04
6	Stewart, Daniel	8	Stingrays	55.98
7	Chohan, Taj	8	Malanda	1:01.94

**Heat 7 of 7 Finals**

3	Hoskins, Luca	10	Edge Hill	NT
4	Brien, Charlie	11	Saints	NT
5	Joinbee, Malakai	8	Edge Hill	NT

**Event 9 Girls 8 & Over 50 LC Meter Freestyle**

Lane	Name	Age	Team	Seed Time
------	------	-----	------	-----------

**Heat 1 of 12 Finals**

1	Brown, Emily	15	Stingrays	29.75
2	Greatorex, Sophie	14	Saints	29.61
3	Vickers, Emily	14	Marlin Coast	28.83
4	McCallum, Sophie	15	Saints	28.14
5	Laneyrie, Evie	15	Lightning SC	28.17
6	Carey, Paige	15	Mareeba	29.21
7	Walkear, Ruby	14	Stingrays	29.66
8	Whitby, Rylee	15	Stingrays	30.28

**Heat 2 of 12 Finals**

1	Curzon, Neena	13	Innisfail	32.49
2	Howe, Natalia	15	Tas Swimming	31.22
3	Beck, Natalie	16	Stingrays	30.88
4	Graham, Hayley	17	Marlin Coast	30.62
5	Nona, Ellie	14	Marlin Coast	30.87
6	Craig, Kyah	15	Central Cairns	31.20
7	Thouroude, Chantal	12	Marlin Coast	31.35
8	Bamford, Ava	13	Central Cairns	32.51

**Heat 3 of 12 Finals**

1	Hegamaea, Haila	11	Cooktown	34.11
2	O'Neile, Chloe	12	Marlin Coast	33.97
3	Nock, Miya	15	Marlin Coast	33.59
4	Warnest, Lara	15	Central Cairns	32.83
5	Allcorn, Piper	11	Central Cairns	32.83
6	Suntsova, Elizabeth	14	Saints	33.80
7	Libke, Elise	10	Stingrays	34.02
8	Bamford, Mia	11	Central Cairns	34.81

**Heat 4 of 12 Finals**

1	Crumpton, Millie	12	Central Cairns	36.08
2	Mott, Eliza	17	Malanda	35.89
3	Hewitt, Brooklyn	13	Marlin Coast	35.07
4	Rickson, Maiya	12	Central Cairns	34.81
5	Walker, Mackinley	14	Marlin Coast	35.07
6	Simms, Alice	11	Atherton	35.86
7	Cyglar, Halle	11	Central Cairns	35.94
8	Cracknell, Lucy	11	Stingrays	36.13

**Heat 5 of 12 Finals**

1	Hansor, Emily	11	Tobruk	38.01
2	Treloar, Natalie	11	Cooktown	37.26
3	Hewitt, Ashley	11	Marlin Coast	36.83
4	Whittaker, Saphire	14	Cooktown	36.52
5	De la Fonteyne, Zara	12	Stingrays	36.55
6	Sokolowski, Lylla	13	Tobruk	37.15
7	Stockman, Ella	12	Atherton	37.68
8	Smith, India	12	Tobruk	38.15

**Heat 6 of 12 Finals**

1	Smallbane, Hannah	10	Marlin Coast	40.25
2	Doak, Ruby	12	Central Cairns	39.95
3	Palmela, Sophia	11	Tobruk	39.78
4	Drown, Piper	11	Tobruk	38.67
5	Taylor, Rosie	12	Tobruk	38.68
6	Hegamaea, Maiika	8	Cooktown	39.83
7	Macrae, Mia	10	Marlin Coast	40.24
8	Donovan, Maycee	11	Marlin Coast	40.79

**Heat 7 of 12 Finals**

1	Miotto, Isabel	11	Stingrays	42.42
2	Williams, Chloe	11	Central Cairns	42.26
3	Bryan, Kennedy	10	Tobruk	41.80
4	Taylor, Lacey	11	Central Cairns	41.01
5	Greenwood, Isabelle	10	Stingrays	41.22
6	Brunott, Hannah	10	Central Cairns	42.20
7	Simpson, Ashleigh	14	Edge Hill	42.39
8	Neill, Khalifa	9	Malanda	42.84

**Heat 8 of 12 Finals**

1	Albrecht, Izabella	10	Tobruk	45.32
2	Kim, Se-A	10	Tas Swimming	44.71
3	Napper, Jesse	9	Tas Swimming	43.63
4	Michna, Arden	10	Tobruk	43.22
5	Ford, Kaia	11	Stingrays	43.26
6	Allcorn, Frankie	9	Central Cairns	44.05
7	Alden, Ada	9	Saints	44.97
8	Savage, Quinn	8	Central Cairns	45.40

**Heat 9 of 12 Finals**

1	Mckechnie, Hurleigh	11	Stingrays	47.70
2	Wilce, Shelby	10	Atherton	46.77
3	Yates, Savannah	10	Stingrays	46.45
4	Crow, Mila	9	Saints	45.55
5	Musumeci, Ella	10	Stingrays	45.90
6	De la Fonteyne, Claire	9	Stingrays	46.60
7	Stockman, Ruby	10	Atherton	47.61
8	Ball, Zoe	9	Central Cairns	48.10

## Centrals Junior Tadpoles&amp;LC Development Meet - 19/08/2023

## Meet Program - Session 1 - Centrals LC 2023

**Heat 10 Finals (#9 Girls 8 & Over 50 LC Meter Freestyle)**

1	Wilson, Indiana	9	Saints	52.41
2	Azzopardi, Evangeline	10	Tas Swimming	51.61
3	Barallon, Poppy	9	Tobruk	50.89
4	Parsons, Gracie	11	Stingrays	48.40
5	Papworth, Skyla	9	Central Cairns	50.65
6	Neill, Kailani	8	Malanda	51.54
7	Smallbane, Layla	8	Marlin Coast	51.70
8	Jaron, Sofia	8	Edge Hill	52.90

**Heat 11 of 12 Finals**

1	Kruger, Alycia	13	Atherton	NT
2	Bevan, Shamajah	8	Central Cairns	1:07.73
3	Donovan, Charlee	8	Marlin Coast	1:00.61
4	Macmillan, Phoebe	9	Cooktown	1:00.49
5	Crumpton, Sophie S6	13	Central Cairns	1:00.55
6	Yet Foy, Hannah	8	Tas Swimming	1:04.21
7	Piccolo, Jorja	8	Stingrays	1:10.53
8	Stuart, Georgia	28	Edge Hill	NT

**Heat 12 of 12 Finals**

1	Kruger, Vienna	11	Atherton	NT
2	Yang, Keira	8	Edge Hill	NT
3	Pembroke, Phoebe	11	Central Cairns	NT
4	Turnbull, Chelsea	11	Tas Swimming	NT
5	Craig, Zahlee	9	Central Cairns	NT
6	Payne, Evie	8	Edge Hill	NT
7	Trevan, Ava	11	Tobruk	NT
8	Wheatley, Daniella Rose	9	Tas Swimming	NT

**Event 10 Boys 8 & Over 200 LC Meter Freestyle**

Lane	Name	Age	Team	Seed Time
------	------	-----	------	-----------

**Heat 1 of 3 Finals**

1	Culliton, Rowan	21	Marlin Coast	2:28.36
2	Robertson, Callum	15	Saints	2:19.70
3	Mcnamara, Liam	15	Central Cairns	2:12.96
4	Loveridge, Hugo	15	Marlin Coast	2:07.03
5	Foote, Nathan	21	Stingrays	2:08.95
6	Hudson, Cooper	13	Marlin Coast	2:13.11
7	Lowrey, Joshua	15	Central Cairns	2:22.09
8	Murray, Taj	15	Marlin Coast	2:29.13

**Heat 2 of 3 Finals**

1	Wilson, Ulrich	12	Atherton	2:48.85
2	De Carlo, Raiden	12	Marlin Coast	2:42.98
3	Ryder, Samuel	16	Cooktown	2:35.75
4	Andronicus, Nathan S14	16	Central Cairns	2:31.49
5	Loveridge, Oscar	11	Marlin Coast	2:31.99
6	Ryder, Jett	14	Cooktown	2:42.35
7	Langtree, James	13	Central Cairns	2:44.68
8	Whittaker, Slayde	15	Cooktown	2:51.75

**Heat 3 of 3 Finals**

1	Blyde, Andrew	9	Marlin Coast	NT
2	Clews, Lachlan	14	Tas Swimming	NT
3	Habermann, Rudolf	12	Cooktown	3:32.44
4	Craig, Koby	12	Central Cairns	3:01.49
5	Pearce, Flynn	13	Saints	3:06.82
6	Armstrong, Thomas	11	Tobruk	3:46.10
7	Smallbane, Hamish	12	Marlin Coast	NT

**Event 11 Girls 8 & Over 200 LC Meter Freestyle**

Lane	Name	Age	Team	Seed Time
------	------	-----	------	-----------

**Heat 1 of 5 Finals**

1	Greenwood, Eva	11	Stingrays	2:32.65
2	Bamford, Ava	13	Central Cairns	2:30.96
3	Thouroude, Chantal	12	Marlin Coast	2:27.18
4	Kito, Skye	15	Stingrays	2:23.36
5	Carey, Paige	15	Mareeba	2:26.76
6	Higginson, Isabella	15	Stingrays	2:28.57
7	Brown, Emily	15	Stingrays	2:31.02
8	Stewart, Madeline	13	Stingrays	2:37.68

**Heat 2 of 5 Finals**

1	Chapman, Freya	11	Marlin Coast	2:55.33
2	Williams, Kiara	12	Central Cairns	2:51.56
3	Young, Lily	13	Marlin Coast	2:41.33
4	O'Neile, Chloe	12	Marlin Coast	2:39.75
5	Nona, Ellie	14	Marlin Coast	2:41.11
6	Curzon, Neena	13	Innisfail	2:46.20
7	Hegamaea, Lakea	15	Cooktown	2:52.93
8	Hewitt, Brooklyn	13	Marlin Coast	2:58.77

**Heat 3 of 5 Finals**

1	Cygler, Halle	11	Central Cairns	3:21.46
2	Rankine, Georgia	16	Malanda	3:08.12
3	Allcorn, Piper	11	Central Cairns	3:05.61
4	Ah Loy-Coutts, Mikayla	12	Atherton	2:59.26
5	Marek, Abbey	12	Central Cairns	3:04.60
6	Crumpton, Millie	12	Central Cairns	3:07.33
7	Drown, Piper	11	Tobruk	3:13.13
8	Smith, India	12	Tobruk	3:28.59

**Heat 4 of 5 Finals**

1	Habgood, Tully	11	Marlin Coast	NT
2	Stockman, Ella	12	Atherton	NT
3	Stockman, Ruby	10	Atherton	4:18.99
4	Ah Loy-Coutts, Madison	13	Atherton	3:32.94
5	Southern, Ruby	11	Central Cairns	3:46.48
6	Wilce, Shelby	10	Atherton	4:47.41
7	Mott, Eliza	17	Malanda	NT
8	Bamford, Mia	11	Central Cairns	NT

**Heat 5 of 5 Finals**

2	Munasinghe, Chenuli	9	Tobruk	NT
3	Neill, Khalifa	9	Malanda	NT
4	Barallon, Poppy	9	Tobruk	NT
5	Palmela, Sophia	11	Tobruk	NT
6	Napper, Jesse	9	Tas Swimming	NT
7	Smallbane, Hannah	10	Marlin Coast	NT

**Event 12 Boys 8 & Over 50 LC Meter Butterfly**

Lane	Name	Age	Team	Seed Time
------	------	-----	------	-----------

**Heat 1 of 5 Finals**

1	Foley, Patrick	15	Central Cairns	33.74
2	Culliton, Rowan	21	Marlin Coast	33.36
3	Mcnamara, Liam	15	Central Cairns	30.03
4	Thouroude, Sebastien	16	Marlin Coast	29.43
5	Ryder, Samuel	16	Cooktown	29.90
6	Sorensen, Henrik	16	Tas Swimming	31.39
7	Rickson, Callum	15	Central Cairns	33.55
8	Whittaker, Slayde	15	Cooktown	36.81

## Centrals Junior Tadpoles&amp;LC Development Meet - 19/08/2023

## Meet Program - Session 1 - Centrals LC 2023

**Heat 2 Finals (#12 Boys 8 & Over 50 LC Meter Butterfly)**

1	Pearce, Flynn	13	Saints	42.62
2	Ryder, Cruze	12	Cooktown	41.78
3	Bartley, Michael	15	Marlin Coast	38.90
4	Walker, Ryan	17	Marlin Coast	36.94
5	Ryder, Jett	14	Cooktown	37.85
6	Clews, Lachlan	14	Tas Swimming	41.49
7	Simmonds, Joel	15	Central Cairns	42.40
8	Connors, Cooper	13	Saints	46.59

**Heat 3 of 5 Finals**

1	Scholes, Thomas	11	Stingrays	56.83
2	Habgood, Brock	8	Marlin Coast	55.74
3	Pickard, Jaxon	11	Stingrays	49.93
4	Macmillan, Carrick	12	Cooktown	48.48
5	Rickson, Ellis	11	Central Cairns	48.72
6	Laitinen, Jack	9	Tobruk	54.70
7	Ball, Jake	11	Central Cairns	56.44
8	Deldot, James Alwxander	11	Saints	58.75

**Heat 4 of 5 Finals**

1	Stockman, Reginald	8	Atherton	1:28.94
2	Deldot, Thomas Matthew	9	Saints	1:07.66
3	Stewart, Daniel	8	Stingrays	1:05.59
4	Chapman, Samuel	9	Marlin Coast	59.05
5	Waller, Frankie	10	Central Cairns	1:04.28
6	Ottone, Aiden	10	Saints	1:05.61
7	Captain, Tykiel	10	Central Cairns	1:23.62
8	Smallbane, Hamish	12	Marlin Coast	NT

**Heat 5 of 5 Finals**

3	Blyde, Andrew	9	Marlin Coast	NT
4	Williams, Harrison	8	Central Cairns	NT
5	Hoskins, Luca	10	Edge Hill	NT
6	Brien, Charlie	11	Saints	NT

**Event 13 Girls 8 & Over 50 LC Meter Butterfly**

Lane	Name	Age	Team	Seed Time
------	------	-----	------	-----------

**Heat 1 of 10 Finals**

1	Whitby, Rylee	15	Stingrays	33.92
2	Vickers, Emily	14	Marlin Coast	32.78
3	Walkear, Ruby	14	Stingrays	31.65
4	McCallum, Sophie	15	Saints	29.97
5	Carey, Paige	15	Mareeba	31.52
6	Laneyrie, Evie	15	Lightning SC	32.52
7	Scholes, Amelie	13	Stingrays	33.35
8	Beck, Natalie	16	Stingrays	34.59

**Heat 2 of 10 Finals**

1	Allcorn, Piper	11	Central Cairns	39.25
2	Hogan, Casey	12	Central Cairns	38.42
3	Hegamaea, Lakea	15	Cooktown	36.11
4	Howe, Natalia	15	Tas Swimming	34.78
5	Nona, Ellie	14	Marlin Coast	35.06
6	Molina, Jay	15	Marlin Coast	36.18
7	Rickson, Maiya	12	Central Cairns	38.88
8	Nock, Miya	15	Marlin Coast	39.36

**Heat 3 of 10 Finals**

1	Cyglar, Halle	11	Central Cairns	41.93
2	Hewitt, Brooklyn	13	Marlin Coast	41.67
3	Curzon, Neena	13	Innisfail	40.39
4	Mott, Eliza	17	Malanda	40.24
5	De la Fonteyne, Zara	12	Stingrays	40.33
6	Stockman, Ella	12	Atherton	41.39
7	Page, Sienna	11	Stingrays	41.72
8	Cracknell, Lucy	11	Stingrays	43.15

**Heat 4 of 10 Finals**

1	Simpson, Ashleigh	14	Edge Hill	45.97
2	Treloar, Natalie	11	Cooktown	44.09
3	Libke, Elise	10	Stingrays	43.87
4	Hegamaea, Haila	11	Cooktown	43.18
5	Crumpton, Millie	12	Central Cairns	43.28
6	Walker, Mackinley	14	Marlin Coast	44.09
7	Smith, India	12	Tobruk	45.54
8	Miotto, Isabel	11	Stingrays	47.61

**Heat 5 of 10 Finals**

1	Hegamaea, Maiika	8	Cooktown	50.95
2	Palmela, Sophia	11	Tobruk	50.41
3	Macrae, Mia	10	Marlin Coast	49.43
4	Simms, Alice	11	Atherton	48.85
5	Hewitt, Ashley	11	Marlin Coast	49.02
6	Whittaker, Sapphire	14	Cooktown	49.97
7	Habgood, Tully	11	Marlin Coast	50.61
8	Musumeci, Ella	10	Stingrays	51.31

**Heat 6 of 10 Finals**

1	Napper, Jesse	9	Tas Swimming	59.12
2	Alden, Ada	9	Saints	57.06
3	Michna, Arden	10	Tobruk	55.79
4	Crow, Mila	9	Saints	53.65
5	Kim, Se-A	10	Tas Swimming	55.52
6	Cerutti, Jessica	9	Saints	56.88
7	De la Fonteyne, Claire	9	Stingrays	58.37
8	Bryan, Kennedy	10	Tobruk	59.22

**Heat 7 of 10 Finals**

1	Yates, Savannah	10	Stingrays	1:00.76
2	Southern, Ruby	11	Central Cairns	1:00.16
3	Ford, Kaia	11	Stingrays	59.66
4	Mckechnie, Hurleigh	11	Stingrays	59.43
5	Ball, Zoe	9	Central Cairns	59.48
6	Pickup, Abigail	11	Tas Swimming	59.70
7	Allcorn, Frankie	9	Central Cairns	1:00.74
8	Savage, Quinn	8	Central Cairns	1:01.16

**Heat 8 of 10 Finals**

1	Wilce, Shelby	10	Atherton	1:11.06
2	Brunott, Hannah	10	Central Cairns	1:06.89
3	Williams, Chloe	11	Central Cairns	1:03.42
4	Neill, Kailani	8	Malanda	1:02.37
5	Neill, Khalifa	9	Malanda	1:03.26
6	Stockman, Ruby	10	Atherton	1:06.06
7	Azzopardi, Evangeline	10	Tas Swimming	1:09.12
8	Papworth, Skyla	9	Central Cairns	1:11.77



## Centrals Junior Tadpoles&amp;LC Development Meet - 19/08/2023

## Meet Program - Session 1 - Centrals LC 2023

**Heat 9 Finals (#13 Girls 8 & Over 50 LC Meter Butterfly)**

1	Kruger, Vienna	11	Atherton	NT
2	Trevan, Ava	11	Tobruk	NT
3	Smallbane, Layla	8	Marlin Coast	1:29.10
4	Albrecht, Izabella	10	Tobruk	1:13.16
5	Piccolo, Jorja	8	Stingrays	1:25.94
6	Kruger, Alycia	13	Atherton	NT
7	Crumpton, Sophie S6	13	Central Cairns	NT
8	Stuart, Georgia	28	Edge Hill	NT

**Heat 10 of 10 Finals**

1	Macmillan, Phoebe	9	Cooktown	NT
2	Parsons, Gracie	11	Stingrays	NT
3	Smallbane, Hannah	10	Marlin Coast	NT
4	Wilson, Indiana	9	Saints	NT
5	Barallon, Poppy	9	Tobruk	NT
6	Turnbull, Chelsea	11	Tas Swimming	NT
7	Bevan, Shamajah	8	Central Cairns	NT
8	Pembroke, Phoebe	11	Central Cairns	NT

**Event 14 Boys 8 & Over 100 LC Meter Backstroke**

Lane	Name	Age	Team	Seed Time
------	------	-----	------	-----------

**Heat 1 of 5 Finals**

1	Murray, Taj	15	Marlin Coast	1:14.97
2	Rowbotham, Matthew	13	Saints	1:13.08
3	Ryder, Samuel	16	Cooktown	1:11.16
4	Menzies, Bryce	17	Marlin Coast	1:07.84
5	Foote, Nathan	21	Stingrays	1:10.24
6	Lockyer, Logan	13	Saints	1:12.53
7	Hudson, Cooper	13	Marlin Coast	1:13.67
8	Sorensen, Henrik	16	Tas Swimming	1:15.10

**Heat 2 of 5 Finals**

1	Habermann, Rudolf	12	Cooktown	1:28.88
2	Clews, Lachlan	14	Tas Swimming	1:26.33
3	Walker, Ryan	17	Marlin Coast	1:19.84
4	Robertson, Callum	15	Saints	1:17.06
5	Rickson, Callum	15	Central Cairns	1:18.17
6	McShane, Warne	11	Saints	1:23.83
7	Craig, Koby	12	Central Cairns	1:26.90
8	Turnbull, Noah	12	Tas Swimming	1:29.51

**Heat 3 of 5 Finals**

1	Alden, Benjamin	12	Saints	1:40.21
2	Pearce, Flynn	13	Saints	1:35.05
3	Connors, Cooper	13	Saints	1:33.62
4	De Carlo, Raiden	12	Marlin Coast	1:31.36
5	Cerutti, Luke	14	Saints	1:31.72
6	Pickard, Jaxon	11	Stingrays	1:34.86
7	Alden, Oliver	14	Saints	1:39.40
8	Hudson, Taylor	11	Marlin Coast	1:52.22

**Heat 4 of 5 Finals**

1	Culliton, Rowan	21	Marlin Coast	NT
2	Mann, Adrian	14	Edge Hill	NT
3	Dempsey, Darragh	12	Marlin Coast	NT
4	Deldot, James Alwxander	11	Saints	2:09.27
5	Blyde, Andrew	9	Marlin Coast	2:16.29
6	De Jong, Jaron	16	Saints	NT
7	McKenzie, Logan	10	Stingrays	NT

**Heat 5 of 5 Finals**

3	Captain, Tykiel	10	Central Cairns	NT
4	Laitinen, Jack	9	Tobruk	NT
5	Deldot, Thomas Matthew	9	Saints	NT

**Event 15 Girls 8 & Over 100 LC Meter Backstroke**

Lane	Name	Age	Team	Seed Time
------	------	-----	------	-----------

**Heat 1 of 5 Finals**

1	Sullivan, Claudia	14	Saints	1:22.28
2	Walkear, Ruby	14	Stingrays	1:18.00
3	Graham, Hayley	17	Marlin Coast	1:11.12
4	McCallum, Sophie	15	Saints	1:07.30
5	Greaterex, Sophie	14	Saints	1:10.12
6	Lockyer, Summer	15	Saints	1:15.96
7	Craig, Kyah	15	Central Cairns	1:19.06
8	Lulham, Arabella	13	Marlin Coast	1:22.81

**Heat 2 of 5 Finals**

1	Hewitt, Brooklyn	13	Marlin Coast	1:28.60
2	Bamford, Ava	13	Central Cairns	1:26.83
3	Greenwood, Eva	11	Stingrays	1:24.52
4	Millar, Abbie	12	Atherton	1:23.55
5	Greenwood, Ellie	14	Saints	1:23.80
6	McShane, Cadence	16	Saints	1:26.44
7	Young, Lily	13	Marlin Coast	1:27.85
8	Hegamaea, Lakea	15	Cooktown	1:29.55

**Heat 3 of 5 Finals**

1	Sokolowski, Lylla	13	Tobruk	1:40.67
2	Marek, Abbey	12	Central Cairns	1:36.80
3	Rankine, Georgia	16	Malanda	1:34.36
4	Ah Loy-Coutts, Mikayla	12	Atherton	1:31.27
5	Scholes, Amelie	13	Stingrays	1:33.61
6	Treloar, Natalie	11	Cooktown	1:36.11
7	Crumpton, Millie	12	Central Cairns	1:37.96
8	Pickup, Abigail	11	Tas Swimming	1:41.99

**Heat 4 of 5 Finals**

1	Rigaldi, Kira	12	Stingrays	NT
2	Crumpton, Sophie S6	13	Central Cairns	2:24.30
3	Greenwood, Isabelle	10	Stingrays	2:03.41
4	Rickson, Maiya	12	Central Cairns	1:45.46
5	Southern, Ruby	11	Central Cairns	1:53.73
6	Napper, Jesse	9	Tas Swimming	2:08.73
7	Smith, India	12	Tobruk	NT
8	Simpson, Ashleigh	14	Edge Hill	NT

**Heat 5 of 5 Finals**

2	Yet Foy, Hannah	8	Tas Swimming	NT
3	Crow, Mila	9	Saints	NT
4	Piccolo, Rianna	10	Stingrays	NT
5	Young, Layla	10	Marlin Coast	NT
6	Papworth, Skyla	9	Central Cairns	NT
7	Turnbull, Chelsea	11	Tas Swimming	NT

**Event 16 Boys 8 & Over 50 LC Meter Breaststroke**

Lane	Name	Age	Team	Seed Time
------	------	-----	------	-----------

**Heat 1 of 6 Finals**

1	Walker, Ryan	17	Marlin Coast	43.66
2	Andronicus, Nathan SB14	16	Central Cairns	39.64
3	Thouroude, Nicolas	14	Marlin Coast	34.50
4	Elliott, Ryan	15	Tas Swimming	32.14
5	Sorensen, Henrik	16	Tas Swimming	34.23
6	Culliton, Rowan	21	Marlin Coast	36.59
7	Simmonds, Joel	15	Central Cairns	39.87
8	Clews, Lachlan	14	Tas Swimming	44.44

## Centrals Junior Tadpoles&amp;LC Development Meet - 19/08/2023

## Meet Program - Session 1 - Centrals LC 2023

**Heat 2 Finals (#16 Boys 8 & Over 50 LC Meter Breaststroke)**

1	Habermann, Rudolf	12	Cooktown	49.90
2	Whittaker, Slayde	15	Cooktown	49.26
3	Southern, Bill	12	Central Cairns	48.49
4	Smallbane, Hamish	12	Marlin Coast	47.34
5	Turnbull, Noah	12	Tas Swimming	48.21
6	Macmillan, Carrick	12	Cooktown	48.58
7	Bartley, Michael	15	Marlin Coast	49.90
8	Langtree, James	13	Central Cairns	50.41

**Heat 3 of 6 Finals**

1	Thomas, Hiro	11	Edge Hill	55.43
2	Pearce, Flynn	13	Saints	53.86
3	Ryder, Cruze	12	Cooktown	53.61
4	Wilson, Ulrich	12	Atherton	50.50
5	McKenzie, Logan	10	Stingrays	51.35
6	Rickson, Ellis	11	Central Cairns	53.85
7	Pickard, Jaxon	11	Stingrays	54.32
8	Kidd, Patrick	11	Malanda	56.50

**Heat 4 of 6 Finals**

1	Waller, Frankie	10	Central Cairns	1:02.27
2	Blyde, Andrew	9	Marlin Coast	1:00.12
3	Scholes, Thomas	11	Stingrays	59.01
4	Ball, Jake	11	Central Cairns	56.76
5	Armstrong, Thomas	11	Tobruk	58.62
6	Habgood, Brock	8	Marlin Coast	59.04
7	Laitinen, Jack	9	Tobruk	1:01.93
8	Deldot, James Alwxander	11	Saints	1:02.29

**Heat 5 of 6 Finals**

1	Williams, Harrison	8	Central Cairns	1:24.03
2	Captain, Tykiel	10	Central Cairns	1:15.53
3	Ottone, Aiden	10	Saints	1:07.28
4	Deldot, Thomas Matthew	9	Saints	1:02.95
5	Jaron, Marcus	10	Edge Hill	1:06.38
6	Stewart, Daniel	8	Stingrays	1:11.10
7	Chohan, Taj	8	Malanda	1:20.14
8	Stockman, Reginald	8	Atherton	1:27.98

**Heat 6 of 6 Finals**

3	Hoskins, Luca	10	Edge Hill	NT
4	Brien, Charlie	11	Saints	NT
5	Liu, Harry	8	Edge Hill	NT

**Event 17 Girls 8 & Over 50 LC Meter Breaststroke**

Lane	Name	Age	Team	Seed Time
------	------	-----	------	-----------

**Heat 1 of 9 Finals**

1	Nock, Miya	15	Marlin Coast	45.29
2	Warnest, Lara	15	Central Cairns	44.36
3	Whitby, Rylee	15	Stingrays	41.93
4	Beck, Natalie	16	Stingrays	39.52
5	Cracknell, Lucy	11	Stingrays	41.81
6	Hansor, Emily	11	Tobruk	43.98
7	Simms, Alice	11	Atherton	45.01
8	Curzon, Neena	13	Innisfail	45.63

**Heat 2 of 9 Finals**

1	Mott, Eliza	17	Malanda	47.54
2	Libke, Elise	10	Stingrays	47.31
3	Cygler, Halle	11	Central Cairns	46.88
4	Hegamaea, Haila	11	Cooktown	46.38
5	Simpson, Ashleigh	14	Edge Hill	46.48
6	Stockman, Ella	12	Atherton	47.25
7	Page, Sienna	11	Stingrays	47.45
8	Doak, Ruby	12	Central Cairns	48.38

**Heat 3 of 9 Finals**

1	Marek, Abbey	12	Central Cairns	52.84
2	Chapman, Freya	11	Marlin Coast	52.14
3	Donovan, Maycee	11	Marlin Coast	51.94
4	Crumpton, Millie	12	Central Cairns	51.65
5	De la Fonteyne, Zara	12	Stingrays	51.73
6	Taylor, Rosie	12	Tobruk	52.11
7	Whittaker, Sapphire	14	Cooktown	52.78
8	Macrae, Mia	10	Marlin Coast	53.50

**Heat 4 of 9 Finals**

1	Brunott, Hannah	10	Central Cairns	58.39
2	Hegamaea, Maiika	8	Cooktown	57.89
3	Kim, Se-A	10	Tas Swimming	56.82
4	Miotto, Isabel	11	Stingrays	53.83
5	Drown, Piper	11	Tobruk	53.99
6	Michna, Arden	10	Tobruk	57.87
7	Allcorn, Frankie	9	Central Cairns	58.26
8	Pickup, Abigail	11	Tas Swimming	58.73

**Heat 5 of 9 Finals**

1	Yates, Savannah	10	Stingrays	1:01.83
2	Napper, Jesse	9	Tas Swimming	1:00.87
3	Albrecht, Izabella	10	Tobruk	59.75
4	Palmela, Sophia	11	Tobruk	58.95
5	Parsons, Gracie	11	Stingrays	59.43
6	Taylor, Lacey	11	Central Cairns	1:00.85
7	McKechnie, Hurleigh	11	Stingrays	1:01.50
8	Crow, Mila	9	Saints	1:02.50

**Heat 6 of 9 Finals**

1	De la Fonteyne, Claire	9	Stingrays	1:05.92
2	Alden, Ada	9	Saints	1:04.99
3	Smith, India	12	Tobruk	1:03.65
4	Barallon, Poppy	9	Tobruk	1:02.65
5	Neill, Khalifa	9	Malanda	1:03.61
6	Williams, Chloe	11	Central Cairns	1:03.84
7	Bryan, Kennedy	10	Tobruk	1:05.04
8	Ford, Kaia	11	Stingrays	1:05.99

**Heat 7 of 9 Finals**

1	Azzopardi, Evangeline	10	Tas Swimming	1:11.57
2	Stockman, Ruby	10	Atherton	1:10.87
3	Savage, Quinn	8	Central Cairns	1:08.50
4	Ball, Zoe	9	Central Cairns	1:06.33
5	Wilson, Indiana	9	Saints	1:07.88
6	Macmillan, Phoebe	9	Cooktown	1:10.51
7	Jaron, Sofia	8	Edge Hill	1:11.32
8	Wilce, Shelby	10	Atherton	1:17.38

## Centrals Junior Tadpoles&amp;LC Development Meet - 19/08/2023

## Meet Program - Session 1 - Centrals LC 2023

**Heat 8 Finals (#17 Girls 8 & Over 50 LC Meter Breaststroke)**

1	Yet Foy, Hannah	8	Tas Swimming	1:39.57
2	Donovan, Charlee	8	Marlin Coast	1:25.10
3	Piccolo, Jorja	8	Stingrays	1:20.57
4	Papworth, Skyla	9	Central Cairns	1:17.71
5	Smallbane, Layla	8	Marlin Coast	1:18.79
6	Neill, Kailani	8	Malanda	1:24.14
7	Crumpton, Sophie SB5	13	Central Cairns	1:31.83
8	Stuart, Georgia	28	Edge Hill	NT

**Heat 9 of 9 Finals**

1	Kruger, Vienna	11	Atherton	NT
2	Turnbull, Chelsea	11	Tas Swimming	NT
3	Yang, Keira	8	Edge Hill	NT
4	Wheatley, Daniella Rose	9	Tas Swimming	NT
5	Bevan, Shamajah	8	Central Cairns	NT
6	Kruger, Alycia	13	Atherton	NT
7	Pembroke, Phoebe	11	Central Cairns	NT
8	Smallbane, Hannah	10	Marlin Coast	NT

**Event 18 Boys 8 & Over 100 LC Meter Butterfly**

Lane	Name	Age	Team	Seed Time
------	------	-----	------	-----------

**Heat 1 of 4 Finals**

1	Thouroude, Sebastien	16	Marlin Coast	1:11.11
2	Ryder, Samuel	16	Cooktown	1:07.93
3	Foote, Nathan	21	Stingrays	1:04.81
4	Loveridge, Hugo	15	Marlin Coast	1:00.73
5	Menzies, Bryce	17	Marlin Coast	1:02.79
6	Mcnamara, Liam	15	Central Cairns	1:05.52
7	Rowbotham, Matthew	13	Saints	1:10.50
8	Robertson, Callum	15	Saints	1:15.08

**Heat 2 of 4 Finals**

1	Ryder, Jett	14	Cooktown	1:26.70
2	Foley, Patrick	15	Central Cairns	1:19.38
3	Hudson, Cooper	13	Marlin Coast	1:17.28
4	Lockyer, Logan	13	Saints	1:15.09
5	Lowrey, Joshua	15	Central Cairns	1:15.79
6	Loveridge, Oscar	11	Marlin Coast	1:19.27
7	McShane, Warne	11	Saints	1:23.57
8	Whittaker, Slayde	15	Cooktown	1:31.09

**Heat 3 of 4 Finals**

1	Alden, Benjamin	12	Saints	1:46.11
2	Habermann, Rudolf	12	Cooktown	1:38.94
3	Ryder, Cruze	12	Cooktown	1:37.86
4	Bartley, Michael	15	Marlin Coast	1:31.84
5	De Carlo, Raiden	12	Marlin Coast	1:32.60
6	Cerutti, Luke	14	Saints	1:38.94
7	Alden, Oliver	14	Saints	1:41.36
8	Culliton, Rowan	21	Marlin Coast	NT

**Heat 4 of 4 Finals**

3	De Jong, Jaron	16	Saints	NT
4	Walker, Ryan	17	Marlin Coast	NT
5	Connors, Cooper	13	Saints	NT

**Event 19 Girls 8 & Over 100 LC Meter Butterfly**

Lane	Name	Age	Team	Seed Time
------	------	-----	------	-----------

**Heat 1 of 4 Finals**

1	Walkear, Ruby	14	Stingrays	1:17.93
2	Sullivan, Claudia	14	Saints	1:15.35
3	Lulham, Arabella	13	Marlin Coast	1:10.39
4	Lockyer, Summer	15	Saints	1:09.94
5	Kito, Skye	15	Stingrays	1:10.19
6	Greatorex, Sophie	14	Saints	1:10.75
7	Vickers, Emily	14	Marlin Coast	1:15.74
8	Thouroude, Chantal	12	Marlin Coast	1:19.00

**Heat 2 of 4 Finals**

1	Greenwood, Ellie	14	Saints	1:33.21
2	Hegamaea, Lakea	15	Cooktown	1:26.52
3	Ah Loy-Coutts, Mikayla	12	Atherton	1:23.34
4	Millar, Abbie	12	Atherton	1:19.71
5	McShane, Cadence	16	Saints	1:20.43
6	Young, Lily	13	Marlin Coast	1:26.36
7	Hegamaea, Haila	11	Cooktown	1:31.41
8	Crumpton, Millie	12	Central Cairns	1:36.21

**Heat 3 of 4 Finals**

2	Nona, Ellie	14	Marlin Coast	NT
3	Treloar, Natalie	11	Cooktown	1:44.19
4	Allcorn, Piper	11	Central Cairns	1:38.92
5	Chapman, Freya	11	Marlin Coast	1:43.97
6	Piccolo, Rianna	10	Stingrays	2:00.50
7	Sokolowski, Lylla	13	Tobruk	NT

**Heat 4 of 4 Finals**

3	Napper, Jesse	9	Tas Swimming	NT
4	Young, Layla	10	Marlin Coast	NT
5	Turnbull, Chelsea	11	Tas Swimming	NT

**Event 20 Boys 8 & Over 200 LC Meter IM**

Lane	Name	Age	Team	Seed Time
------	------	-----	------	-----------

**Heat 1 of 4 Finals**

1	Rickson, Callum	15	Central Cairns	2:47.90
2	Hudson, Cooper	13	Marlin Coast	2:40.21
3	Thouroude, Nicolas	14	Marlin Coast	2:32.61
4	Sorensen, Henrik	16	Tas Swimming	2:22.51
5	Elliott, Ryan	15	Tas Swimming	2:31.64
6	Robertson, Callum	15	Saints	2:35.88
7	Murray, Taj	15	Marlin Coast	2:43.69
8	Foley, Patrick	15	Central Cairns	2:49.31

**Heat 2 of 4 Finals**

1	Rickson, Ellis	11	Central Cairns	3:36.42
2	Ryder, Jett	14	Cooktown	3:17.92
3	Bartley, Michael	15	Marlin Coast	3:13.37
4	De Carlo, Raiden	12	Marlin Coast	2:59.04
5	Craig, Koby	12	Central Cairns	3:08.87
6	Wilson, Ulrich	12	Atherton	3:17.46
7	Macmillan, Carrick	12	Cooktown	3:27.50
8	Chapman, Samuel	9	Marlin Coast	3:45.66

## Centrals Junior Tadpoles&amp;LC Development Meet - 19/08/2023

## Meet Program - Session 1 - Centrals LC 2023

**Heat 3 Finals (#20 Boys 8 & Over 200 LC Meter IM)**

1	Pearce, Flynn	13	Saints	NT
2	Simmonds, Joel	15	Central Cairns	NT
3	Waller, Frankie	10	Central Cairns	4:32.03
4	Pickard, Jaxon	11	Stingrays	3:51.29
5	Ball, Jake	11	Central Cairns	4:02.77
6	Scholes, Thomas	11	Stingrays	4:51.77
7	Culliton, Rowan	21	Marlin Coast	NT
8	Walker, Ryan	17	Marlin Coast	NT

**Heat 4 of 4 Finals**

3	Hudson, Taylor	11	Marlin Coast	NT
4	McKenzie, Logan	10	Stingrays	NT
5	Blyde, Andrew	9	Marlin Coast	NT

**Event 21 Girls 8 & Over 200 LC Meter IM**

Lane	Name	Age	Team	Seed Time
------	------	-----	------	-----------

**Heat 1 of 7 Finals**

1	Hogan, Casey	12	Central Cairns	3:04.32
2	Carey, Paige	15	Mareeba	2:55.33
3	Laneyrie, Evie	15	Lightning SC	2:45.22
4	Kito, Skye	15	Stingrays	2:40.05
5	Brown, Emily	15	Stingrays	2:43.18
6	Sullivan, Claudia	14	Saints	2:50.38
7	Young, Lily	13	Marlin Coast	3:00.65
8	O'Neile, Chloe	12	Marlin Coast	3:05.24

**Heat 2 of 7 Finals**

1	Rickson, Maiya	12	Central Cairns	3:19.46
2	Williams, Kiara	12	Central Cairns	3:11.60
3	Cracknell, Lucy	11	Stingrays	3:10.50
4	Scholes, Amelie	13	Stingrays	3:05.47
5	Ah Loy-Coutts, Mikayla	12	Atherton	3:10.06
6	Allcorn, Piper	11	Central Cairns	3:10.87
7	Hewitt, Brooklyn	13	Marlin Coast	3:17.54
8	Chapman, Freya	11	Marlin Coast	3:20.50

**Heat 3 of 7 Finals**

1	Marek, Abbey	12	Central Cairns	3:33.13
2	Hewitt, Ashley	11	Marlin Coast	3:31.22
3	Hansor, Emily	11	Tobruk	3:25.71
4	Sokolowski, Lylla	13	Tobruk	3:20.87
5	Libke, Elise	10	Stingrays	3:21.25
6	Crumpton, Millie	12	Central Cairns	3:28.41
7	Simpson, Ashleigh	14	Edge Hill	3:31.32
8	Stockman, Ella	12	Atherton	3:34.84

**Heat 4 of 7 Finals**

1	Williams, Chloe	11	Central Cairns	4:41.12
2	Drown, Piper	11	Tobruk	3:51.02
3	Smith, India	12	Tobruk	3:47.42
4	Cygler, Halle	11	Central Cairns	3:42.02
5	Whittaker, Sapphire	14	Cooktown	3:46.51
6	Habgood, Tully	11	Marlin Coast	3:49.93
7	Piccolo, Rianna	10	Stingrays	4:19.00
8	Ball, Zoe	9	Central Cairns	4:48.67

**Heat 5 of 7 Finals**

1	Ah Loy-Coutts, Madison	13	Atherton	NT
2	Pickup, Abigail	11	Tas Swimming	NT
3	Turnbull, Chelsea	11	Tas Swimming	NT
4	Wilce, Shelby	10	Atherton	4:58.75
5	Brunott, Hannah	10	Central Cairns	NT
6	Kim, Se-A	10	Tas Swimming	NT
7	Rigaldi, Kira	12	Stingrays	NT
8	Stockman, Ruby	10	Atherton	NT

**Heat 6 of 7 Finals**

1	Smallbane, Hannah	10	Marlin Coast	NT
2	Donovan, Charlee	8	Marlin Coast	NT
3	Allcorn, Frankie	9	Central Cairns	NT
4	Napper, Jesse	9	Tas Swimming	NT
5	Young, Layla	10	Marlin Coast	NT
6	Munasinghe, Chenuli	9	Tobruk	NT
7	Barallon, Poppy	9	Tobruk	NT

**Heat 7 of 7 Finals**

3	Savage, Quinn	8	Central Cairns	NT
4	Papworth, Skyla	9	Central Cairns	NT
5	Smallbane, Layla	8	Marlin Coast	NT