

EVENT PROGRAM



**2023**

**MARLIN COAST  
LONG COURSE  
PREPARATION MEET**



REPLENISHABLE  
**ENERGY**

**FRIDAY 6 OCTOBER**

Gates open 5pm for 6pm start

**SATURDAY 7 OCTOBER**

Gates open 8am for 9am start

**Marlin Coast Swimming Pool**

41 Leisure Park Road, Smithfield



## Acknowledgement of Country

*We acknowledge the Traditional Owners of the land on which we meet and swim today, the pama kulpul-parra (saltwater Aboriginal people) of the Yirrganydji nation. We pay our respects to Elders past and present.*

## Welcome to Marlin Coast

We hope you all have a fun-filled weekend at our Long Course Preparation meet. Thank you for your assistance in making this meet possible for the swimmers and for supporting swimming in Far North Queensland.

## Entry fees

Free entry Friday Night  
\$3.00 per adult Saturday.

Swimmers and coaches free entry.

Raffles at the door – including silent auction – see advert in program. EFTPOS available.

## Officials

We are especially grateful to the officials supporting and assisting the racing this weekend.

## Photo Policy

In nominating for the 2023 Marlin Coast Preparation Meet, swimmers agree that they may be photographed and that the images may be used in publications, club websites and/or social media sites.

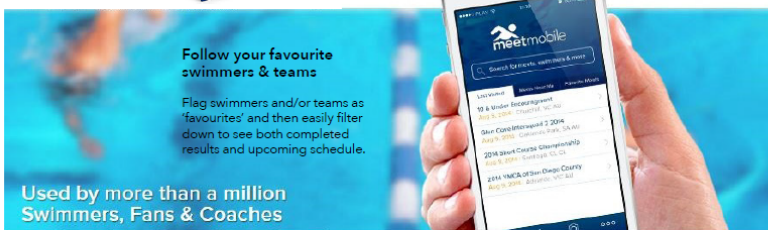


## Meet Mobile

**Swimmers, fans,  
and coaches!**

Keep track of meets from the palm of your hand, no matter where you are.

**Follow all the action on Meet Mobile. Results will be published throughout the day and sent to Swimming Queensland at the completion of the meet.**



Follow your favourite swimmers & teams

Flag swimmers and/or teams as 'favourites' and then easily filter down to see both completed results and upcoming schedule.

Used by more than a million Swimmers, Fans & Coaches





# Raffles & Silent Auction Prizes



## SILENT AUCTION #1

### 'Stay-Cation'

- 1 Night Accommodation in an Executive Marina View Room at the Shangri-La Hotel (Including Breakfast for 2 in The Backyard Restaurant)
- Food & Beverage to \$100 to be used at The Backyard Restaurant by Shangri-La
- Round Trip on Skyrail Rainforest Cableway Experience for 2 Adults
- Green Island Eco-Adventure with Great Adventures for 2 Adults

## SILENT AUCTION #2

### 'Wellness'

- 3 x 60-minute PT Sessions with Personal Trainer Chelsea Fraser (Capability with Chelsea)
- 1 x Free Initial Consultation + 1 Free Review Consultation with Health Management Dietitians
- 1 x Physiotherapy Session with Cairns Total Physio (Smithfield Clinic)
- 2 x Intro Passes for the Recovery Lab Studio (giving 10 days access to all Modalities)

## SILENT AUCTION #3 + #4



- A planning session where they find out about your family so a photo session can be created that fits perfectly for your lives.
- The photo session. Natural, relaxed and with no rules or awkward posing.
- A cinematic presentation of your images
- A design consultation to choose your favourites and decide on the perfect way to show off your photos.

#3: Valued at \$900 • A \$700 credit for photos & artwork created from your favourite photos for your family home.

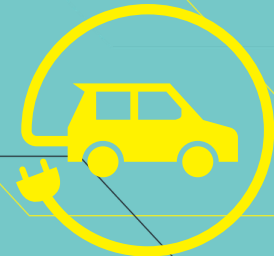
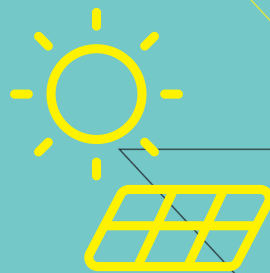
#4: Valued at \$500 • A \$300 credit for photos & artwork created from your favourite photos for your family home.





# REPLENISHABLE ENERGY

There is only one  
source.



EC Licence 75986 | 29 Hartley Street Portsmouth | 4031 2251

[www.replenishableenergy.com.au](http://www.replenishableenergy.com.au)

# Thanks to our Major Sponsors



Marlin Coast Swimming Club is proudly supported by

**CRAIG CRAWFORD MP**  
STATE MEMBER FOR BARRON RIVER



Marlin Coast  
Lions Club



**Marlin Coast**  
SWIMMING & FITNESS







# CAIRNS TOTAL PHYSIO

SPORT | WORK | LIFESTYLE



## WHY CHOOSE CAIRNS TOTAL PHYSIO?

- No referral necessary
- 14 Board Registered and Experienced Physiotherapists
- Physios with experience treating elite, sub-elite and amateur athletes
- Multiple locations in Cairns and Mareeba
- Extended opening hours including Saturdays
- One on one Physiotherapy sessions
- Personalised treatments and programs
- Official physios for the CQU Cairns Taipans, Kenfrost Homes Northern Pride, Cairns Dolphins and Cairns Marlins

- Running Biomechanical Assessment
- Strapping services
- Pilates

## CONDITIONS WE CAN TREAT

- Muscles, joints and ligament injuries
- Arthritis, overuse injuries, pain, swelling, stiffness
- Spinal injuries in your back and neck
- Frozen shoulder/rotator cuff
- Sciatica – pain down the back of the leg

## SERVICES WE OFFER

- Physiotherapy
- Remedial, therapeutic and sports massage
- Dry needling/Acupuncture

## PRE & POST OPERATIVE REHABILITATION

- Joint replacements, Pre and post arthroscopy
- ACL reconstructions
- Scar tissue treatment
- And many more!



Whilst we are proud of our association with the regions elite level sports teams (Cairns Taipans, Northern Pride, Cairns Marlins and Cairns Dolphins), our physios can offer much more

## ONLINE BOOKING SYSTEM AVAILABLE 24/7

DVA/EPC Referrals Accepted

• Private Health Rebates Available

**WESTCOURT**

P: 07 4051 3252

**SMITHFIELD**

P: 07 4220 9231

**REDLYNCH**

P: 07 4019 7987

**MAREEBA**

P: 07 4092 5330

E: [reception@cairnstotalphysio.com.au](mailto:reception@cairnstotalphysio.com.au) | [www.cairnstotalphysio.com.au](http://www.cairnstotalphysio.com.au)



# HEALTH MANAGEMENT DIETITIANS

## NUTRITION SUPPORT TO HELP YOU REACH YOUR GOALS

SUPPORTIVE | FRIENDLY | HEALTHY



CAIRNS | ATHERTON | MAREEBA

[www.healthmanagement.com.au](http://www.healthmanagement.com.au)

Thanks to all our supporting sponsors



*And a special thanks to Austek Communications for their help to get our electronic scoreboard working*







# Menu

## Friday night

**Chicken Kebab \$3.50 (GF)**

**Sausage Sizzle \$3.50 (GF Available)**

**Assorted Drinks \$2.50**

## Saturday

**Bacon and Egg Toasties \$4.50 (morning only)**

**Ham and Cheese Toasties \$4.50 (morning only)**

**Blueberry Chia Cup \$4.50 (V)**

**Chicken Kebab \$3.50 (GF)**

**Sausage Sizzle \$3.50 (GF Available)**

**Greek Salad \$5.50 (V)**

**Meat Bolognese \$5 (GF Available)**

**Vegan Bolognese \$5 (V) (GF Available)**

**Hamburger \$6.50 (GF Available)**

**Veggie Burger \$6.50 (V) (GF Available)**

**Assorted Drinks \$2.50**

**EFTPOS Available**



## Volunteers & Timekeeping

There will be two timekeeper per lane. All timekeepers will press the plunger when the swimmer finishes their race. Please do not watch the swimmer come in as this will cause you to anticipate the swimmer's finishing touch. Watch the wall for the touch. Please ask the chief timekeeper if you have any queries. Refer to the tables below for club lane allocations. Thank you to all clubs for giving your time generously to help ensure the success of this carnival.

### Warm-Up; Under Coaches supervision

Lanes 2 to 7 are reserved throughout the whole of the warm-up period as circle swimming lanes. Lane 1 and 8 (south end) are reserved throughout the whole of the warm-up period for dive sprints and walk backs. Swimmers must clear the lane immediately and must use caution when doing a Backstroke start.

#### Participating Clubs

Club Name	Code	Female	Male	Athletes	Entries
Atherton SC Inc.	ATHER	5	2	7	34
Cairns Stingrays SC Inc.	SRAYS	28	11	39	210
Central Cairns Swimming Inc.	CENCA	11	8	19	94
Edge Hill SC Inc	EDGE	8	7	15	48
Malanda Aquatic Dragons	MALAN	1	1	2	14
Mareeba SC Inc.	MAREE	2	2	4	11
Marlin Coast SC Inc.	MARLI	35	23	58	329
Saints SC Inc.	SAINT	12	16	28	124
TAS Swimming Inc.	TASSC	18	10	28	187
Tobruk SC Inc.	TOBSC	13	4	17	89

### Timekeeping Lane Allocations

#### Friday – Session One (approx. 6pm – 7.30pm)

Lane 1	Lane 2	Lane 3	Lane 4	Lane 5	Lane 6	Lane 7	Lane 8
STINGRAYS	CENTRALS	STINGRAYS	TAS	SAINTS	MAREEBA	CENTRALS	MARLIN COAST
TAS	CENTRALS	STINGRAYS	TAS	SAINTS	STINGRAYS	SAINTS	MARLIN COAST

#### Saturday – Session Two (approx. 9am – 11.30am)

Lane 1	Lane 2	Lane 3	Lane 4	Lane 5	Lane 6	Lane 7	Lane 8
ATHERTON	CENTRALS	STINGRAYS	TAS	SAINTS	STINGRAYS	TOBRUK	MARLIN COAST
EDGEHILL	CENTRALS	MAREEBA MALANDA	TAS	SAINTS	STINGRAYS	TOBRUK	MARLIN COAST

#### Saturday – Session Three (approx. 12pm – 3pm)

Lane 1	Lane 2	Lane 3	Lane 4	Lane 5	Lane 6	Lane 7	Lane 8
ATHERTON	STINGRAYS	CENTRALS	TAS	SAINTS	STINGRAYS	TOBRUK	MARLIN COAST
EDGEHILL	STINGRAYS	CENTRALS	TAS	SAINTS	STINGRAYS	TOBRUK	MARLIN COAST





# 2023 Marlin Coast Swimming Club Long Course Meet Friday 6<sup>th</sup> & Saturday 7<sup>th</sup> October 2023



## Session 1 – Friday 6 October Gates open 5pm for 6pm start

M	F	Age	Distance	Stroke
1	2	9&O	100	Freestyle
3	4	11&O	400	IM
5	6	11&O	200	Butterfly
7	8	12&O	1500	Freestyle

## Session 2 – Saturday AM Gates open 8am for 9am start

M	F	Age	Distance	Stroke
9	10	Open	50	Freestyle
11	12	8&U	25	Freestyle
13	14	Open	50	Breaststroke
15	16	8&U	25	Breaststroke
17	18	Open	50	Backstroke
19	20	8 & U	25	Backstroke
21	22	Open	50	Butterfly
23	24	8&U	25	Butterfly
25	26	12&O	800	Freestyle

## Session 3 – Saturday PM 30 mins after finish of Session 2

M	F	Age	Distance	Stroke
27	28	11&O	200	Backstroke
29	30	9&O	100	Butterfly
31	32	11&O	400	Freestyle
33	34	11&O	200	IM
35	36	9&O	100	Breaststroke
37	38	11&O	200	Freestyle
39	40	9&O	100	Backstroke
41	42	11&O	200	Breaststroke

Spectator entry fee: \$3

Programs available to download from the FNQ Swimming website.

### CONDITIONS OF ENTRY:

1. The meet will be conducted under the rules of FINA and By-laws of Swimming Australia (SAL) and Swimming Queensland (SQ).
2. All competitors must be currently registered members of an affiliated SAL club or a visiting member of a club in a FINA registered nation.
3. All decisions taken will be at the discretion of the Chief Referee of the day.
4. Ages will be calculated as at the first day of the meet.
5. Swimmers must nominate through Swim Central.
6. Nomination fee of \$6.00 per event excluding all surcharges.
7. Nominations close 11.59pm, Monday 2 October 2023.
8. Late nominations accepted 30 minutes prior to meet start time, \$15 per event late fee applies.
9. Meet programs will be available on the FNQ Swimming website; NO programs will be available at the gate.
10. In nominating for this meet, swimmers agree that they may be photographed and that the images may be used in publications, websites or social media sites.
11. It is a condition of entering this meet that your club understands timekeeping is required by all clubs and is allocated by the number of swimmers your club enters.

### NOMINATIONS:

(includes the \$1.50 FNQ surcharge)  
8 yrs & under 25 m events: \$3.50 per event  
All other individual events: \$6.00 per event

**Nominations close: 11.59pm Monday  
2<sup>nd</sup> October**

Enquiries: Salli Graham  
Mobile: 0466 583103,  
Email: [mcscc4@outlook.com](mailto:mcscc4@outlook.com)

## 2023 Marlin Coast LC - 6/10/2023 to 7/10/2023

## Meet Program

## Event 1 Men 9 &amp; Over 100 LC Meter Freestyle

Lane	Name	Age	Team	Seed Time	
------	------	-----	------	-----------	--

## Heat 1 of 6 Finals

1	Rowbotham, Matthew	13	Saints	1:00.04	___
2	Galea, Jonathan	14	Saints	59.73	___
3	Sorensen, Henrik	16	Tas Swimming	57.48	___
4	An, Albert Damin	17	Tas Swimming	55.15	___
5	Loveridge, Hugo	15	Marlin Coast	56.93	___
6	Foote, Nathan	21	Stingrays	57.58	___
7	Thouroude, Nicolas	14	Marlin Coast	59.88	___
8	Mcnamara, Liam	15	Central Cairns	1:00.25	___

## Heat 2 of 6 Finals

1	Loveridge, Oscar	12	Marlin Coast	1:08.40	___
2	Walker, Ryan	17	Marlin Coast	1:06.51	___
3	Elliott, Ryan	15	Tas Swimming	1:01.65	___
4	Hudson, Cooper	13	Marlin Coast	1:00.36	___
5	Oguchi, Takeru	16	Tas Swimming	1:00.83	___
6	Culliton, Rowan	21	Marlin Coast	1:03.36	___
7	Connors, Cooper	13	Saints	1:06.65	___
8	Andronicus, Nathan	16	Central Cairns	1:09.42	___

## Heat 3 of 6 Finals

1	Oliver, Darcy	12	Stingrays	1:15.87	___
2	Smallbane, Hamish	12	Marlin Coast	1:15.13	___
3	Clews, Lachlan	14	Tas Swimming	1:14.19	___
4	Bartley, Michael	15	Marlin Coast	1:10.87	___
5	Sweeper, Harley	12	Mareeba	1:12.57	___
6	Howe, James	13	Tas Swimming	1:14.61	___
7	Wilson, Ulrich	12	Atherton	1:15.36	___
8	Mittempergher, Noah	13	Marlin Coast	1:16.87	___

## Heat 4 of 6 Finals

1	Alden, Oliver	14	Saints	1:23.25	___
2	Eade, David	23	Mareeba	1:19.79	___
3	Chapman, Samuel	10	Marlin Coast	1:18.82	___
4	Southern, Bill	13	Central Cairns	1:17.30	___
5	Alden, Benjamin	12	Saints	1:17.92	___
6	Loveridge, Archie	10	Marlin Coast	1:19.08	___
7	Kidd, Patrick	11	Malanda	1:22.70	___
8	Armstrong, Thomas	11	Tobruk	1:23.52	___

## Heat 5 of 6 Finals

1	Murphy, Ty	10	Marlin Coast	1:31.08	___
2	Scholes, Thomas	11	Stingrays	1:28.97	___
3	Dempsey, Darragh	12	Marlin Coast	1:28.29	___
4	Ross, Clancy	11	Tas Swimming	1:24.92	___
5	Rickson, Ellis	11	Central Cairns	1:25.14	___
6	Brien, Charlie	11	Saints	1:28.49	___
7	Hudson, Taylor	11	Marlin Coast	1:29.91	___
8	Laitinen, Jack	10	Tobruk	1:31.24	___

## Heat 6 of 6 Finals

1	Deldot, Thomas	9	Saints	NT	___
2	Yu, Li	11	Tas Swimming	NT	___
3	Blyde, Andrew	9	Marlin Coast	1:55.46	___
4	Kurata, Rio	11	Marlin Coast	1:38.38	___
5	Waller, Frankie	10	Central Cairns	1:40.82	___
6	Parnaby, Oliver	15	Tobruk	NT	___
7	Deldot, James	11	Saints	NT	___
8					___

## Event 2 Women 9 &amp; Over 100 LC Meter Freestyle

Lane	Name	Age	Team	Seed Time	
------	------	-----	------	-----------	--

## Heat 1 of 9 Finals

1	Sullivan, Claudia	14	Saints	1:07.29	___
2	Camarlinghi, Siahn	15	Saints	1:05.34	___
3	Vickers, Emily	14	Marlin Coast	1:03.36	___
4	Rothwell, Aisling	17	Tas Swimming	1:00.64	___
5	Tottman, Summer	15	Marlin Coast	1:02.30	___
6	Carey, Paige	15	Mareeba	1:04.99	___
7	McShane, Cadence	16	Saints	1:05.65	___
8	Percy, Jamie	13	Tas Swimming	1:07.65	___

## Heat 2 of 9 Finals

1	O'Neile, Chloe	12	Marlin Coast	1:10.81	___
2	Scholes, Amelie	14	Stingrays	1:09.29	___
3	Graham, Hayley	17	Marlin Coast	1:08.52	___
4	Howe, Natalia	15	Tas Swimming	1:07.67	___
5	Nona, Ellie	14	Marlin Coast	1:07.99	___
6	Graham, Lexi	15	Marlin Coast	1:08.79	___
7	Young, Lily	14	Marlin Coast	1:09.77	___
8	Molina, Jay	15	Marlin Coast	1:12.00	___

## Heat 3 of 9 Finals

1	Parnaby, Annabel	12	Tobruk	1:18.22	___
2	Njaramba, Lisa	12	Tas Swimming	1:16.22	___
3	Libke, Elise	10	Stingrays	1:12.75	___
4	Greenwood, Eva	11	Stingrays	1:12.40	___
5	Ah Loy-Coutts, Mikayla	12	Atherton	1:12.42	___
6	Walker, Mackinley	15	Marlin Coast	1:15.59	___
7	Rickson, Maiya	13	Central Cairns	1:18.04	___
8	Simms, Alice	12	Marlin Coast	1:18.47	___

## Heat 4 of 9 Finals

1	McPherson, Asia	14	Marlin Coast	1:22.80	___
2	De la Fonteyne, Zara	12	Stingrays	1:21.50	___
3	Chapman, Freya	11	Marlin Coast	1:20.91	___
4	Page, Sienna	11	Stingrays	1:19.82	___
5	Turnbull, Chelsea	12	Tas Swimming	1:20.87	___
6	Cracknell, Lucy	11	Stingrays	1:21.13	___
7	Hewitt, Ashley	11	Marlin Coast	1:21.96	___
8	Dunn, Camryn	12	Tas Swimming	1:23.94	___

## Heat 5 of 9 Finals

1	Smallbane, Hannah	10	Marlin Coast	1:30.69	___
2	Young, Layla	10	Marlin Coast	1:28.60	___
3	Drown, Piper	11	Tobruk	1:26.54	___
4	Smith, India	12	Tobruk	1:24.92	___
5	Finlay, Florence	12	Marlin Coast	1:25.57	___
6	Habgood, Tully	11	Marlin Coast	1:27.84	___
7	Meller, Elizabeth	11	Marlin Coast	1:28.69	___
8	Napper, Jesse	9	Tas Swimming	1:31.02	___

## Heat 6 of 9 Finals

1	Ross, Scarlet	12	Tas Swimming	1:35.64	___
2	Palmela, Sophia	11	Tobruk	1:32.17	___
3	Kim, Se-A	10	Tas Swimming	1:31.57	___
4	Piccolo, Rianna	10	Stingrays	1:31.16	___
5	Greenwood, Isabelle	10	Stingrays	1:31.54	___
6	Michna, Arden	11	Tobruk	1:31.98	___
7	Brunott, Hannah	10	Central Cairns	1:34.68	___
8	Southern, Ruby	11	Central Cairns	1:35.75	___



2023 Marlin Coast LC - 6/10/2023 to 7/10/2023

Meet Program

**Heat 7 Finals (#2 Women 9 & Over 100 LC Meter Freestyle)**

1	Albrecht, Izabella	10	Tobruk	1:45.24	_____
2	Alden, Ada	9	Saints	1:40.08	_____
3	Ah Loy-Coutts, Madison	13	Atherton	1:39.74	_____
4	Ford, Kaia	11	Stingrays	1:36.15	_____
5	Oliver, Ella	10	Stingrays	1:39.51	_____
6	Yates, Savannah	11	Stingrays	1:39.75	_____
7	Coleman, Elizabeth	10	Tas Swimming	1:44.37	_____
8	Parsons, Gracie	11	Stingrays	1:51.54	_____

**Heat 8 of 9 Finals**

1	Buttimore, Bonnie	10	Marlin Coast	NT	_____
2	Pickup, Abigail	11	Tas Swimming	NT	_____
3	Lamb, Sophia	13	Edge Hill	NT	_____
4	Barallon, Poppy	9	Tobruk	1:52.61	_____
5	Sweeper, Azahlia	10	Mareeba	2:03.12	_____
6	McPherson, Lola	12	Marlin Coast	NT	_____
7	Peraza, Gwyneth	11	Marlin Coast	NT	_____
8	Azzopardi, Evangeline	10	Tas Swimming	NT	_____

**Heat 9 of 9 Finals**

1					_____
2					_____
3	Riseley, Mikayla	9	Marlin Coast	NT	_____
4	Rowbotham, Aila	9	Saints	NT	_____
5	Saitta, Lily	9	Marlin Coast	NT	_____
6					_____
7					_____
8					_____

**Event 3 Men 11 & Over 400 LC Meter IM**

Lane Name	Age	Team	Seed Time	
<b>Heat 1 of 1 Finals</b>				
1	Ross, Clancy	11	Tas Swimming	NT
2	Kito, Sunny	11	Stingrays	6:02.11
3	Robertson, Callum	15	Saints	5:28.05
4	Kito, Sydney	15	Stingrays	4:46.47
5	Sorensen, Henrik	16	Tas Swimming	5:10.61
6	Rowbotham, Matthew	13	Saints	5:38.50
7	De Carlo, Raiden	12	Marlin Coast	NT
8	McShane, Warne	11	Saints	NT

**Event 4 Women 11 & Over 400 LC Meter IM**

Lane Name	Age	Team	Seed Time	
<b>Heat 1 of 1 Finals</b>				
1				_____
2				_____
3	Ah Loy-Coutts, Mikayla	12	Atherton	7:15.79
4	Kito, Skye	15	Stingrays	5:31.12
5	Greatorex, Sophie	14	Saints	5:38.99
6	Stewart, Madeline	13	Stingrays	NT
7				_____
8				_____

**Event 5 Men 11 & Over 200 LC Meter Butterfly**

Lane Name	Age	Team	Seed Time	
<b>Heat 1 of 1 Finals</b>				
1				_____
2	Loveridge, Oscar	12	Marlin Coast	3:04.59
3	Menzies, Bryce	17	Marlin Coast	2:15.68
4	An, Albert Damin	17	Tas Swimming	2:09.55
5	Loveridge, Hugo	15	Marlin Coast	2:14.09
6	Mcnamara, Liam	15	Central Cairns	2:30.68
7	Moolman, Mathys	15	Marlin Coast	NT
8				_____

**Event 6 Women 11 & Over 200 LC Meter Butterfly**

Lane Name	Age	Team	Seed Time	
<b>Heat 1 of 1 Finals</b>				
1				_____
2				_____
3	Thouroude, Chantal	12	Marlin Coast	NT
4	Tottman, Summer	15	Marlin Coast	2:23.85
5	Lulham, Arabella	14	Marlin Coast	2:34.34
6				_____
7				_____
8				_____

**Event 7 Men 12 & Over 1500 LC Meter Freestyle**

Lane Name	Age	Team	Seed Time	
<b>Heat 1 of 1 Finals</b>				
1				_____
2				_____
3	Foote, Nathan	21	Stingrays	NT
4	Kito, Sydney	15	Stingrays	17:14.53
5	Hudson, Cooper	13	Marlin Coast	19:07.62
6				_____
7				_____
8				_____

**Event 8 Women 12 & Over 1500 LC Meter Freestyle**

Lane Name	Age	Team	Seed Time	
<b>Heat 1 of 1 Finals</b>				
1				_____
2	Travers-Mason, Kai	15	Stingrays	NT
3	Robinson, Amber	17	Tas Swimming	NT
4	Carey, Paige	15	Mareeba	20:00.41
5	Elliott, Cara	16	Tas Swimming	20:07.51
6	Beck, Natalie	16	Stingrays	NT
7	Brown, Emily	15	Stingrays	NT
8				_____

## 2023 Marlin Coast LC - 6/10/2023 to 7/10/2023

## Meet Program

**Event 9 Men 50 LC Meter Freestyle**

Lane	Name	Age	Team	Seed Time
------	------	-----	------	-----------

**Heat 1 of 8 Finals**

1	Mcnamara, Liam	15	Central Cairns	27.43
2	Oguchi, Takeru	16	Tas Swimming	26.86
3	Loveridge, Hugo	15	Marlin Coast	26.29
4	Foote, Nathan	21	Stingrays	25.84
5	Sorensen, Henrik	16	Tas Swimming	26.25
6	Galea, Jonathan	14	Saints	26.69
7	Menzies, Bryce	17	Marlin Coast	26.87
8	Lowrey, Joshua	15	Central Cairns	27.43

**Heat 2 of 8 Finals**

1	Loveridge, Oscar	12	Marlin Coast	31.19
2	Foley, Patrick	15	Central Cairns	29.81
3	Walker, Ryan	17	Marlin Coast	29.54
4	Hudson, Cooper	13	Marlin Coast	27.61
5	Connors, Cooper	13	Saints	29.33
6	Moolman, Mathys	15	Marlin Coast	29.64
7	McShane, Warne	11	Saints	31.16
8	Bartley, Michael	15	Marlin Coast	31.54

**Heat 3 of 8 Finals**

1	Southern, Bill	13	Central Cairns	34.81
2	Ross, Clancy	11	Tas Swimming	34.05
3	Smallbane, Hamish	12	Marlin Coast	33.94
4	Howe, James	13	Tas Swimming	31.94
5	Clews, Lachlan	14	Tas Swimming	33.07
6	Oliver, Darcy	12	Stingrays	34.00
7	Mittempergher, Noah	13	Marlin Coast	34.47
8	Loveridge, Archie	10	Marlin Coast	35.47

**Heat 4 of 8 Finals**

1	Scholes, Thomas	11	Stingrays	37.05
2	Laitinen, Jack	10	Tobruk	36.92
3	Pickard, Jaxon	11	Stingrays	36.76
4	Alden, Oliver	14	Saints	35.86
5	Alden, Benjamin	12	Saints	35.94
6	Rickson, Ellis	11	Central Cairns	36.85
7	Suntsov, Mark	12	Saints	37.02
8	Chapman, Samuel	10	Marlin Coast	37.07

**Heat 5 of 8 Finals**

1	Dennis, Franklin	13	Tas Swimming	39.36
2	Sutton, Wilson	12	Tobruk	38.64
3	Murphy, Ty	10	Marlin Coast	38.10
4	Kidd, Patrick	11	Malanda	37.27
5	Armstrong, Thomas	11	Tobruk	37.46
6	Dempsey, Darragh	12	Marlin Coast	38.51
7	Hudson, Taylor	11	Marlin Coast	39.07
8	Greenwood, Travis	8	Stingrays	39.80

**Heat 6 of 8 Finals**

1	Jaron, Marcus	11	Edge Hill	46.11
2	Camarlinghi, Liam	11	Saints	41.83
3	Kurata, Rio	11	Marlin Coast	41.65
4	Brien, Charlie	11	Saints	40.89
5	Ottone, Aiden	11	Saints	41.62
6	Waller, Frankie	10	Central Cairns	41.65
7	Habgood, Brock	8	Marlin Coast	42.21
8	Hoskins, Luca	11	Edge Hill	48.11

**Heat 7 of 8 Finals**

1	Stockman, Reginald	8	Atherton	1:03.12
2	Cracknell, Thomas	8	Stingrays	59.85
3	Stewart, Daniel	8	Stingrays	57.85
4	Edney, Sasha	10	Marlin Coast	49.56
5	Blyde, Andrew	9	Marlin Coast	51.09
6	Liu, Harry	8	Edge Hill	58.23
7	Murphy, Nash	7	Marlin Coast	1:03.11
8	Joinbee, Malakai	9	Edge Hill	1:28.03

**Heat 8 of 8 Finals**

1	Deldot, Thomas	9	Saints	NT
2	Twomey, Archer	10	Tas Swimming	NT
3	Deldot, James	11	Saints	NT
4	Parnaby, Oliver	15	Tobruk	NT
5	Yu, Li	11	Tas Swimming	NT
6	Dutton, Quinn	10	Saints	NT
7	Kotze, Rhys	9	Marlin Coast	NT
8	Dutton, Jacob	8	Saints	NT

**Event 10 Women 50 LC Meter Freestyle**

Lane	Name	Age	Team	Seed Time
------	------	-----	------	-----------

**Heat 1 of 15 Finals**

1	Whitby, Rylee	15	Stingrays	29.84
2	Carey, Paige	15	Mareeba	29.21
3	Robinson, Amber	17	Tas Swimming	28.56
4	Rothwell, Aisling	17	Tas Swimming	27.81
5	Tottman, Summer	15	Marlin Coast	28.50
6	Vickers, Emily	14	Marlin Coast	28.83
7	Brown, Emily	15	Stingrays	29.75
8	McShane, Cadence	16	Saints	30.09

**Heat 2 of 15 Finals**

1	Camarlinghi, Siahn	15	Saints	30.96
2	Howe, Natalia	15	Tas Swimming	30.79
3	Graham, Hayley	17	Marlin Coast	30.62
4	Nona, Ellie	14	Marlin Coast	30.21
5	Lulham, Arabella	14	Marlin Coast	30.55
6	Percy, Jamie	13	Tas Swimming	30.71
7	Scholes, Amelie	14	Stingrays	30.82
8	Thouroude, Chantal	12	Marlin Coast	31.15

**Heat 3 of 15 Finals**

1	O'Neile, Chloe	12	Marlin Coast	33.10
2	Turnbull, Chelsea	12	Tas Swimming	32.44
3	Libke, Elise	10	Stingrays	32.29
4	Sullivan, Claudia	14	Saints	31.47
5	Millar, Abbie	12	Malanda	31.59
6	Molina, Jay	15	Marlin Coast	32.31
7	Ah Loy-Coutts, Mikayla	12	Atherton	32.76
8	Stewart, Madeline	13	Stingrays	33.26

**Heat 4 of 15 Finals**

1	De la Fonteyne, Zara	12	Stingrays	33.81
2	Suntsova, Elizabeth	14	Saints	33.77
3	Nock, Miya	15	Marlin Coast	33.59
4	Sokolowski, Lylla	13	Tobruk	33.46
5	Hewitt, Brooklyn	13	Marlin Coast	33.55
6	Hogan, Casey	12	Central Cairns	33.65
7	Greenwood, Eva	11	Stingrays	33.78
8	Gostlow, Isabella	12	Tobruk	34.00



## 2023 Marlin Coast LC - 6/10/2023 to 7/10/2023

## Meet Program

**Heat 5 Finals (#10 Women 50 LC Meter Freestyle)**

1	McPherson, Asia	14	Marlin Coast	35.94	_____
2	Parnaby, Annabel	12	Tobruk	35.39	_____
3	Rickson, Maiya	13	Central Cairns	34.81	_____
4	Dalmeyer, Eloise	12	Stingrays	34.07	_____
5	Njaramba, Lisa	12	Tas Swimming	34.45	_____
6	Walker, Mackinley	15	Marlin Coast	34.82	_____
7	Simms, Alice	12	Marlin Coast	35.86	_____
8	Crumpton, Millie	12	Central Cairns	36.08	_____

**Heat 6 of 15 Finals**

1	Drown, Piper	11	Tobruk	37.76	_____
2	Marek, Abbey	12	Central Cairns	37.40	_____
3	Hansor, Emily	12	Tobruk	37.10	_____
4	Hewitt, Ashley	11	Marlin Coast	36.30	_____
5	Dunn, Camryn	12	Tas Swimming	36.35	_____
6	Palmela, Sophia	11	Tobruk	37.21	_____
7	Chapman, Freya	11	Marlin Coast	37.43	_____
8	Simpson, Ashleigh	14	Edge Hill	37.86	_____

**Heat 7 of 15 Finals**

1	Tooley, Zoe	11	Tas Swimming	39.42	_____
2	Rees, Matilda	11	Stingrays	39.20	_____
3	Smith, India	12	Tobruk	38.15	_____
4	Bryan, Kennedy	10	Tobruk	37.98	_____
5	Twomey, Scarlett	11	Tas Swimming	37.98	_____
6	Young, Layla	10	Marlin Coast	39.07	_____
7	Habgood, Tully	11	Marlin Coast	39.21	_____
8	Finlay, Florence	12	Marlin Coast	39.49	_____

**Heat 8 of 15 Finals**

1	Southern, Ruby	11	Central Cairns	40.98	_____
2	Francini-O'Hagan, Ange	13	Tas Swimming	40.83	_____
3	Michna, Arden	11	Tobruk	40.76	_____
4	Meller, Elizabeth	11	Marlin Coast	39.56	_____
5	Smallbane, Hannah	10	Marlin Coast	40.73	_____
6	Donovan, Maycee	11	Marlin Coast	40.77	_____
7	Greenwood, Isabelle	10	Stingrays	40.96	_____
8	Kim, Se-A	10	Tas Swimming	41.23	_____

**Heat 9 of 15 Finals**

1	McClellan, Bella-Trez	11	Stingrays	42.84	_____
2	Miotto, Isabel	12	Stingrays	42.42	_____
3	Macrae, Mia	10	Marlin Coast	41.96	_____
4	Ross, Scarlet	12	Tas Swimming	41.30	_____
5	Piccolo, Rianna	10	Stingrays	41.39	_____
6	Brunott, Hannah	10	Central Cairns	42.20	_____
7	Napper, Jesse	9	Tas Swimming	42.75	_____
8	Oliver, Ella	10	Stingrays	43.05	_____

**Heat 10 of 15 Finals**

1	Alden, Ada	9	Saints	44.97	_____
2	Crow, Mila	9	Saints	44.77	_____
3	Stockman, Ruby	11	Atherton	43.48	_____
4	Ford, Kaia	11	Stingrays	43.26	_____
5	Ah Loy-Coutts, Madison	13	Atherton	43.42	_____
6	Munasinghe, Chenuli	9	Tobruk	44.20	_____
7	De la Fonteyne, Claire	9	Stingrays	44.93	_____
8	Albrecht, Izabella	10	Tobruk	45.32	_____

**Heat 11 of 15 Finals**

1	Coleman, Elizabeth	10	Tas Swimming	49.10	_____
2	Azzopardi, Evangeline	10	Tas Swimming	48.01	_____
3	Rowbotham, Aila	9	Saints	46.08	_____
4	Wilce, Shelby	10	Atherton	45.46	_____
5	Savage, Quinn	8	Central Cairns	45.86	_____
6	Yates, Savannah	11	Stingrays	46.19	_____
7	Jaron, Sofia	8	Edge Hill	48.87	_____
8	Buttimore, Rose	8	Marlin Coast	51.61	_____

**Heat 12 of 15 Finals**

1	McClellan, Nahla	8	Stingrays	57.95	_____
2	Donovan, Charlee	8	Marlin Coast	56.15	_____
3	Smallbane, Layla	8	Marlin Coast	55.24	_____
4	Parsons, Gracie	11	Stingrays	51.68	_____
5	Barallon, Poppy	9	Tobruk	52.85	_____
6	Ross, Emmylou	8	Tas Swimming	55.24	_____
7	Piccolo, Jorja	8	Stingrays	56.95	_____
8	Crumpton, Sophie	14	Central Cairns	1:00.55	_____

**Heat 13 of 15 Finals**

1	Yang, Keira	8	Edge Hill	1:17.97	_____
2	Wilson, Indiana	9	Saints	1:04.92	_____
3	Rees, Daisy	9	Stingrays	1:01.58	_____
4	Bevan, Shamajah	8	Central Cairns	1:00.73	_____
5	Burgess, Jessie	9	Marlin Coast	1:00.82	_____
6	Peraza, Audrey	8	Marlin Coast	1:03.60	_____
7	Payne, Evie	8	Edge Hill	1:12.57	_____
8	McPherson, Lola	12	Marlin Coast	NT	_____

**Heat 14 of 15 Finals**

1	Stolk, Maddison	9	Marlin Coast	NT	_____
2	Tan, Evelyn Grace	10	Tobruk	NT	_____
3	Dutton, Bronte	11	Saints	NT	_____
4	Pickup, Abigail	11	Tas Swimming	NT	_____
5	Simpson, Caitlyn	11	Edge Hill	NT	_____
6	Peraza, Gwyneth	11	Marlin Coast	NT	_____
7	Buttimore, Bonnie	10	Marlin Coast	NT	_____
8	Saitta, Lily	9	Marlin Coast	NT	_____

**Heat 15 of 15 Finals**

1					_____
2					_____
3	Savage, Ellis	7	Central Cairns	NT	_____
4	Riseley, Mikayla	9	Marlin Coast	NT	_____
5	Crumpton, Holly	7	Central Cairns	NT	_____
6					_____
7					_____
8					_____

**Event 11 Boys 8 & Under 25 LC Meter Freestyle**

Lane Name	Age	Team	Seed Time
-----------	-----	------	-----------

**Heat 1 of 1 Finals**

1	McClellan, Oran	6	Stingrays	NT	_____
2	Waite, Frankie	8	Edge Hill	NT	_____
3	Greenwood, James	7	Stingrays	26.08	_____
4	Greenwood, Travis	8	Stingrays	18.61	_____
5	Brunott, Lachlan	7	Central Cairns	23.73	_____
6	Joinbee, Elijah	7	Edge Hill	35.80	_____
7	Waite, Ned	7	Edge Hill	NT	_____
8					_____

## 2023 Marlin Coast LC - 6/10/2023 to 7/10/2023

## Meet Program

**Event 12 Girls 8 & Under 25 LC Meter Freestyle****Lane Name Age Team Seed Time****Heat 1 of 1 Finals**

1	Payne, Molly	4	Edge Hill	NT	_____
2	Deldot, Elizabeth	7	Saints	NT	_____
3	Buttimore, Rose	8	Marlin Coast	NT	_____
4	Hoskins, Amy	8	Edge Hill	23.63	_____
5	Ross, Emmylou	8	Tas Swimming	26.39	_____
6	Peraza, Audrey	8	Marlin Coast	NT	_____
7	Jones, Lily-Grace	7	Stingrays	NT	_____
8					_____

**Event 13 Men 50 LC Meter Breaststroke****Lane Name Age Team Seed Time****Heat 1 of 7 Finals**

1	Andronicus, Nathan	16	Central Cairns	39.64	_____
2	McShane, Warne	11	Saints	36.82	_____
3	Sorensen, Henrik	16	Tas Swimming	33.13	_____
4	An, Albert Damin	17	Tas Swimming	29.67	_____
5	Elliott, Ryan	15	Tas Swimming	32.14	_____
6	Thouroude, Nicolas	14	Marlin Coast	34.01	_____
7	De Carlo, Raiden	12	Marlin Coast	38.50	_____
8	Walker, Ryan	17	Marlin Coast	41.72	_____

**Heat 2 of 7 Finals**

1	Ross, Clancy	11	Tas Swimming	50.38	_____
2	Pickard, Jaxon	11	Stingrays	49.27	_____
3	Bartley, Michael	15	Marlin Coast	47.93	_____
4	Smallbane, Hamish	12	Marlin Coast	45.94	_____
5	Clews, Lachlan	14	Tas Swimming	46.17	_____
6	Southern, Bill	13	Central Cairns	48.49	_____
7	Murphy, Ty	10	Marlin Coast	50.32	_____
8	Alden, Oliver	14	Saints	51.54	_____

**Heat 3 of 7 Finals**

1	Armstrong, Thomas	11	Tobruk	54.02	_____
2	Loveridge, Archie	10	Marlin Coast	52.88	_____
3	Dennis, Franklin	13	Tas Swimming	52.68	_____
4	Sutton, Wilson	12	Tobruk	51.66	_____
5	Mittempergher, Noah	13	Marlin Coast	52.51	_____
6	Laitinen, Jack	10	Tobruk	52.80	_____
7	Rickson, Ellis	11	Central Cairns	53.85	_____
8	Habgood, Brock	8	Marlin Coast	54.17	_____

**Heat 4 of 7 Finals**

1	Suntsov, Mark	12	Saints	56.17	_____
2	Kurata, Rio	11	Marlin Coast	55.67	_____
3	Alden, Benjamin	12	Saints	54.96	_____
4	Scholes, Thomas	11	Stingrays	54.35	_____
5	Kidd, Patrick	11	Malanda	54.82	_____
6	Hudson, Taylor	11	Marlin Coast	55.39	_____
7	Chapman, Samuel	10	Marlin Coast	55.81	_____
8	Dempsey, Darragh	12	Marlin Coast	56.49	_____

**Heat 5 of 7 Finals**

1	Jaron, Marcus	11	Edge Hill	1:05.71	_____
2	Waller, Frankie	10	Central Cairns	1:01.26	_____
3	Oliver, Darcy	12	Stingrays	59.03	_____
4	Ottone, Aiden	11	Saints	57.61	_____
5	Camarlinghi, Liam	11	Saints	58.05	_____
6	Brien, Charlie	11	Saints	59.74	_____
7	Blyde, Andrew	9	Marlin Coast	1:03.84	_____
8	Hoskins, Luca	11	Edge Hill	1:06.30	_____

**Heat 6 of 7 Finals**

1	Parnaby, Oliver	15	Tobruk	NT	_____
2	Stockman, Reginald	8	Atherton	1:31.01	_____
3	Liu, Harry	8	Edge Hill	1:11.91	_____
4	Cracknell, Thomas	8	Stingrays	1:07.27	_____
5	Greenwood, Travis	8	Stingrays	1:08.38	_____
6	Stewart, Daniel	8	Stingrays	1:22.25	_____
7	Murphy, Nash	7	Marlin Coast	1:33.04	_____
8	Yu, Li	11	Tas Swimming	NT	_____

**Heat 7 of 7 Finals**

1					_____
2	Deldot, Thomas	9	Saints	NT	_____
3	Twomey, Archer	10	Tas Swimming	NT	_____
4	Deldot, James	11	Saints	NT	_____
5	Edney, Sasha	10	Marlin Coast	NT	_____
6	Dutton, Quinn	10	Saints	NT	_____
7	Kotze, Rhys	9	Marlin Coast	NT	_____
8					_____

**Event 14 Women 50 LC Meter Breaststroke****Lane Name Age Team Seed Time****Heat 1 of 12 Finals**

1	Whitby, Rylee	15	Stingrays	41.93	_____
2	Beck, Natalie	16	Stingrays	39.24	_____
3	Percy, Jamie	13	Tas Swimming	38.06	_____
4	Rothwell, Aisling	17	Tas Swimming	35.50	_____
5	Graham, Lexi	15	Marlin Coast	37.81	_____
6	McShane, Cadence	16	Saints	38.20	_____
7	Cracknell, Lucy	11	Stingrays	41.40	_____
8	Millar, Abbie	12	Malanda	42.01	_____

**Heat 2 of 12 Finals**

1	Dalmeyer, Eloise	12	Stingrays	45.38	_____
2	Hansor, Emily	12	Tobruk	43.98	_____
3	Simms, Alice	12	Marlin Coast	43.75	_____
4	Hogan, Casey	12	Central Cairns	42.98	_____
5	Page, Sienna	11	Stingrays	43.50	_____
6	Scholes, Amelie	14	Stingrays	43.80	_____
7	Nock, Miya	15	Marlin Coast	45.29	_____
8	Libke, Elise	10	Stingrays	45.44	_____

**Heat 3 of 12 Finals**

1	Parnaby, Annabel	12	Tobruk	50.51	_____
2	Rickson, Maiya	13	Central Cairns	48.44	_____
3	Simpson, Ashleigh	14	Edge Hill	46.48	_____
4	Stockman, Ella	12	Atherton	46.35	_____
5	Young, Lily	14	Marlin Coast	46.39	_____
6	Sokolowski, Lylla	13	Tobruk	47.51	_____
7	Turnbull, Chelsea	12	Tas Swimming	49.69	_____
8	Francini-O'Hagan, Ange	13	Tas Swimming	50.59	_____

## 2023 Marlin Coast LC - 6/10/2023 to 7/10/2023

## Meet Program

**Heat 4 Finals (#14 Women 50 LC Meter Breaststroke)**

1	Chapman, Freya	11	Marlin Coast	52.14	_____
2	Donovan, Maycee	11	Marlin Coast	51.94	_____
3	Hewitt, Ashley	11	Marlin Coast	51.73	_____
4	Drown, Piper	11	Tobruk	51.63	_____
5	Crumpton, Millie	12	Central Cairns	51.65	_____
6	Gostlow, Isabella	12	Tobruk	51.90	_____
7	Marek, Abbey	12	Central Cairns	52.11	_____
8	Dunn, Camryn	12	Tas Swimming	52.30	_____

**Heat 5 of 12 Finals**

1	Finlay, Florence	12	Marlin Coast	54.68	_____
2	Rees, Matilda	11	Stingrays	54.22	_____
3	Tooley, Zoe	11	Tas Swimming	53.74	_____
4	Bryan, Kennedy	10	Tobruk	53.00	_____
5	Walker, Mackinley	15	Marlin Coast	53.64	_____
6	Miotto, Isabel	12	Stingrays	53.83	_____
7	Macrae, Mia	10	Marlin Coast	54.27	_____
8	Meller, Elizabeth	11	Marlin Coast	54.96	_____

**Heat 6 of 12 Finals**

1	Palmela, Sophia	11	Tobruk	57.08	_____
2	Napper, Jesse	9	Tas Swimming	56.80	_____
3	Kim, Se-A	10	Tas Swimming	55.70	_____
4	Michna, Arden	11	Tobruk	55.56	_____
5	Piccolo, Rianna	10	Stingrays	55.60	_____
6	Twomey, Scarlett	11	Tas Swimming	56.75	_____
7	Young, Layla	10	Marlin Coast	56.87	_____
8	Munasinghe, Chenuli	9	Tobruk	58.21	_____

**Heat 7 of 12 Finals**

1	McClellan, Bella-Trez	11	Stingrays	1:00.34	_____
2	Ah Loy-Coutts, Madison	13	Atherton	59.60	_____
3	Oliver, Ella	10	Stingrays	58.91	_____
4	Pickup, Abigail	11	Tas Swimming	58.26	_____
5	Brunott, Hannah	10	Central Cairns	58.39	_____
6	Smith, India	12	Tobruk	59.24	_____
7	Albrecht, Izabella	10	Tobruk	59.75	_____
8	Parsons, Gracie	11	Stingrays	1:00.41	_____

**Heat 8 of 12 Finals**

1	Yates, Savannah	11	Stingrays	1:03.34	_____
2	Barallon, Poppy	9	Tobruk	1:02.63	_____
3	Southern, Ruby	11	Central Cairns	1:02.51	_____
4	Ross, Scarlet	12	Tas Swimming	1:01.27	_____
5	Smallbane, Hannah	10	Marlin Coast	1:01.37	_____
6	Ford, Kaia	11	Stingrays	1:02.52	_____
7	Crow, Mila	9	Saints	1:03.24	_____
8	Greenwood, Isabelle	10	Stingrays	1:04.67	_____

**Heat 9 of 12 Finals**

1	Wilson, Indiana	9	Saints	1:08.58	_____
2	Jaron, Sofia	8	Edge Hill	1:07.40	_____
3	De la Fonteyne, Claire	9	Stingrays	1:05.92	_____
4	Piccolo, Jorja	8	Stingrays	1:04.85	_____
5	Alden, Ada	9	Saints	1:04.99	_____
6	Stockman, Ruby	11	Atherton	1:06.79	_____
7	Ross, Emmylou	8	Tas Swimming	1:08.51	_____
8	Azzopardi, Evangeline	10	Tas Swimming	1:08.94	_____

**Heat 10 of 12 Finals**

1	Bevan, Shamajah	8	Central Cairns	1:16.08	_____
2	Rowbotham, Aila	9	Saints	1:14.45	_____
3	Buttimore, Rose	8	Marlin Coast	1:12.10	_____
4	Savage, Quinn	8	Central Cairns	1:09.58	_____
5	Coleman, Elizabeth	10	Tas Swimming	1:10.19	_____
6	Rees, Daisy	9	Stingrays	1:13.37	_____
7	Wilce, Shelby	10	Atherton	1:15.15	_____
8	Donovan, Charlee	8	Marlin Coast	1:17.80	_____

**Heat 11 of 12 Finals**

1	Peraza, Gwyneth	11	Marlin Coast	NT	_____
2	McPherson, Lola	12	Marlin Coast	NT	_____
3	Peraza, Audrey	8	Marlin Coast	1:29.55	_____
4	Smallbane, Layla	8	Marlin Coast	1:20.68	_____
5	Crumpton, Sophie	14	Central Cairns	1:29.08	_____
6	Burgess, Jessie	9	Marlin Coast	1:32.18	_____
7	Simpson, Caitlyn	11	Edge Hill	NT	_____
8	Dutton, Bronte	11	Saints	NT	_____

**Heat 12 of 12 Finals**

1					_____
2					_____
3	Saitta, Lily	9	Marlin Coast	NT	_____
4	Tan, Evelyn Grace	10	Tobruk	NT	_____
5	Stolk, Maddison	9	Marlin Coast	NT	_____
6	Crumpton, Holly	7	Central Cairns	NT	_____
7					_____
8					_____

**Event 15 Boys 8 & Under 25 LC Meter Breaststroke****Lane Name Age Team Seed Time****Heat 1 of 1 Finals**

1	McClellan, Oran	6	Stingrays	NT	_____
2	Waite, Frankie	8	Edge Hill	NT	_____
3	Greenwood, James	7	Stingrays	40.19	_____
4	Greenwood, Travis	8	Stingrays	30.97	_____
5	Brunott, Lachlan	7	Central Cairns	36.61	_____
6	Dutton, Jacob	8	Saints	NT	_____
7	Waite, Ned	7	Edge Hill	NT	_____
8					_____

**Event 16 Girls 8 & Under 25 LC Meter Breaststroke****Lane Name Age Team Seed Time****Heat 1 of 1 Finals**

1	Deldot, Elizabeth	7	Saints	NT	_____
2	Buttimore, Rose	8	Marlin Coast	NT	_____
3	Hoskins, Amy	8	Edge Hill	32.42	_____
4	Ross, Emmylou	8	Tas Swimming	30.99	_____
5	McClellan, Nahla	8	Stingrays	32.19	_____
6	Peraza, Audrey	8	Marlin Coast	NT	_____
7	Savage, Ellis	7	Central Cairns	NT	_____
8	Payne, Molly	4	Edge Hill	NT	_____



2023 Marlin Coast LC - 6/10/2023 to 7/10/2023

Meet Program

**Event 17 Men 50 LC Meter Backstroke**

Lane	Name	Age	Team	Seed Time
------	------	-----	------	-----------

**Heat 1 of 7 Finals**

1	Foley, Patrick	15	Central Cairns	36.75
2	Lowrey, Joshua	15	Central Cairns	34.40
3	Oguchi, Takeru	16	Tas Swimming	32.60
4	An, Albert Damin	17	Tas Swimming	29.25
5	Sorensen, Henrik	16	Tas Swimming	32.07
6	Mcnamara, Liam	15	Central Cairns	32.67
7	Walker, Ryan	17	Marlin Coast	36.22
8	Connors, Cooper	13	Saints	37.63

**Heat 2 of 7 Finals**

1	Pickard, Jaxon	11	Stingrays	43.19
2	Oliver, Darcy	12	Stingrays	41.58
3	Howe, James	13	Tas Swimming	41.51
4	Clews, Lachlan	14	Tas Swimming	39.72
5	Mittempergher, Noah	13	Marlin Coast	40.55
6	Bartley, Michael	15	Marlin Coast	41.56
7	Chapman, Samuel	10	Marlin Coast	42.76
8	Laitinen, Jack	10	Tobruk	43.21

**Heat 3 of 7 Finals**

1	Alden, Oliver	14	Saints	47.12
2	Rickson, Ellis	11	Central Cairns	45.86
3	Scholes, Thomas	11	Stingrays	45.18
4	Loveridge, Archie	10	Marlin Coast	43.38
5	Alden, Benjamin	12	Saints	44.11
6	Murphy, Ty	10	Marlin Coast	45.61
7	Ross, Clancy	11	Tas Swimming	46.67
8	Suntsov, Mark	12	Saints	47.22

**Heat 4 of 7 Finals**

1	Hudson, Taylor	11	Marlin Coast	51.48
2	Brien, Charlie	11	Saints	50.97
3	Dempsey, Darragh	12	Marlin Coast	49.08
4	Kidd, Patrick	11	Malanda	47.26
5	Southern, Bill	13	Central Cairns	47.28
6	Dennis, Franklin	13	Tas Swimming	50.05
7	Greenwood, Travis	8	Stingrays	51.24
8	Ottone, Aiden	11	Saints	52.18

**Heat 5 of 7 Finals**

1	Camarlinghi, Liam	11	Saints	54.59
2	Edney, Sasha	10	Marlin Coast	53.49
3	Habgood, Brock	8	Marlin Coast	53.21
4	Waller, Frankie	10	Central Cairns	52.45
5	Sutton, Wilson	12	Tobruk	52.74
6	Kurata, Rio	11	Marlin Coast	53.37
7	Armstrong, Thomas	11	Tobruk	53.59
8	Jaron, Marcus	11	Edge Hill	55.31

**Heat 6 of 7 Finals**

1	Stockman, Reginald	8	Atherton	1:18.90
2	Liu, Harry	8	Edge Hill	1:15.42
3	Stewart, Daniel	8	Stingrays	1:02.79
4	Blyde, Andrew	9	Marlin Coast	57.58
5	Hoskins, Luca	11	Edge Hill	1:02.20
6	Murphy, Nash	7	Marlin Coast	1:12.34
7	Cracknell, Thomas	8	Stingrays	1:17.49
8	Deldot, James	11	Saints	NT

**Heat 7 of 7 Finals**

1				
2				
3	Deldot, Thomas	9	Saints	NT
4	Dutton, Quinn	10	Saints	NT
5	Twomey, Archer	10	Tas Swimming	NT
6	Kotze, Rhys	9	Marlin Coast	NT
7				
8				

**Event 18 Women 50 LC Meter Backstroke**

Lane	Name	Age	Team	Seed Time
------	------	-----	------	-----------

**Heat 1 of 12 Finals**

1	Howe, Natalia	15	Tas Swimming	37.29
2	Carey, Paige	15	Mareeba	35.31
3	Brown, Emily	15	Stingrays	34.13
4	Vickers, Emily	14	Marlin Coast	32.04
5	Graham, Hayley	17	Marlin Coast	33.97
6	Travers-Mason, Kai	15	Stingrays	35.26
7	Stewart, Madeline	13	Stingrays	36.87
8	Hewitt, Brooklyn	13	Marlin Coast	38.01

**Heat 2 of 12 Finals**

1	Gostlow, Isabella	12	Tobruk	40.28
2	Millar, Abbie	12	Malanda	39.56
3	Suntsova, Elizabeth	14	Saints	38.48
4	Greenwood, Eva	11	Stingrays	38.24
5	Percy, Jamie	13	Tas Swimming	38.41
6	Turnbull, Chelsea	12	Tas Swimming	39.19
7	Hogan, Casey	12	Central Cairns	40.23
8	Libke, Elise	10	Stingrays	40.51

**Heat 3 of 12 Finals**

1	Rickson, Maiya	13	Central Cairns	44.50
2	Stockman, Ella	12	Atherton	42.77
3	Walker, Mackinley	15	Marlin Coast	41.85
4	Sokolowski, Lylla	13	Tobruk	41.42
5	O'Neile, Chloe	12	Marlin Coast	41.48
6	Crumpton, Millie	12	Central Cairns	42.31
7	Simpson, Ashleigh	14	Edge Hill	43.48
8	Parnaby, Annabel	12	Tobruk	44.61

**Heat 4 of 12 Finals**

1	Young, Layla	10	Marlin Coast	47.35
2	Palmela, Sophia	11	Tobruk	46.28
3	Hansor, Emily	12	Tobruk	45.42
4	Dunn, Camryn	12	Tas Swimming	45.01
5	Marek, Abbey	12	Central Cairns	45.39
6	Twomey, Scarlett	11	Tas Swimming	45.98
7	Smith, India	12	Tobruk	46.72
8	Macrae, Mia	10	Marlin Coast	47.70

**Heat 5 of 12 Finals**

1	Rees, Matilda	11	Stingrays	48.77
2	Miotto, Isabel	12	Stingrays	48.56
3	Meller, Elizabeth	11	Marlin Coast	47.89
4	Francini-O'Hagan, Ange	13	Tas Swimming	47.80
5	Dalmeyer, Eloise	12	Stingrays	47.82
6	Michna, Arden	11	Tobruk	48.24
7	Pickup, Abigail	11	Tas Swimming	48.76
8	McClellan, Bella-Trez	11	Stingrays	49.09

## 2023 Marlin Coast LC - 6/10/2023 to 7/10/2023

## Meet Program

**Heat 6 Finals (#18 Women 50 LC Meter Backstroke)**

1	De la Fonteyne, Claire	9	Stingrays	50.86	_____
2	Greenwood, Isabelle	10	Stingrays	50.36	_____
3	Finlay, Florence	12	Marlin Coast	50.13	_____
4	Kim, Se-A	10	Tas Swimming	49.13	_____
5	Drown, Piper	11	Tobruk	49.74	_____
6	Napper, Jesse	9	Tas Swimming	50.34	_____
7	Smallbane, Hannah	10	Marlin Coast	50.76	_____
8	Coleman, Elizabeth	10	Tas Swimming	51.12	_____

**Heat 7 of 12 Finals**

1	Oliver, Ella	10	Stingrays	53.25	_____
2	Bryan, Kennedy	10	Tobruk	52.97	_____
3	Savage, Quinn	8	Central Cairns	52.31	_____
4	Brunott, Hannah	10	Central Cairns	51.83	_____
5	Rowbotham, Aila	9	Saints	52.18	_____
6	Azzopardi, Evangeline	10	Tas Swimming	52.89	_____
7	Crow, Mila	9	Saints	53.04	_____
8	Donovan, Maycee	11	Marlin Coast	54.67	_____

**Heat 8 of 12 Finals**

1	Munasinghe, Chenuli	9	Tobruk	59.32	_____
2	Ross, Scarlet	12	Tas Swimming	57.86	_____
3	Albrecht, Izabella	10	Tobruk	55.77	_____
4	Piccolo, Rianna	10	Stingrays	54.97	_____
5	Stockman, Ruby	11	Atherton	55.59	_____
6	Ford, Kaia	11	Stingrays	57.27	_____
7	Alden, Ada	9	Saints	58.07	_____
8	Donovan, Charlee	8	Marlin Coast	1:00.06	_____

**Heat 9 of 12 Finals**

1	Jaron, Sofia	8	Edge Hill	1:02.72	_____
2	Parsons, Gracie	11	Stingrays	1:00.98	_____
3	Rees, Daisy	9	Stingrays	1:00.70	_____
4	Ross, Emmylou	8	Tas Swimming	1:00.16	_____
5	Yates, Savannah	11	Stingrays	1:00.64	_____
6	Buttimore, Rose	8	Marlin Coast	1:00.97	_____
7	Wilce, Shelby	10	Atherton	1:01.63	_____
8	Piccolo, Jorja	8	Stingrays	1:03.83	_____

**Heat 10 of 12 Finals**

1	Burgess, Jessie	9	Marlin Coast	1:14.69	_____
2	Bevan, Shamajah	8	Central Cairns	1:11.09	_____
3	Wilson, Indiana	9	Saints	1:06.26	_____
4	McClellan, Nahla	8	Stingrays	1:04.31	_____
5	Crumpton, Sophie	14	Central Cairns	1:04.36	_____
6	Payne, Evie	8	Edge Hill	1:10.36	_____
7	Peraza, Audrey	8	Marlin Coast	1:11.64	_____
8	Yang, Keira	8	Edge Hill	1:24.84	_____

**Heat 11 of 12 Finals**

1	Buttimore, Bonnie	10	Marlin Coast	NT	_____
2	Dutton, Bronte	11	Saints	NT	_____
3	Peraza, Gwyneth	11	Marlin Coast	NT	_____
4	Ah Loy-Coutts, Madison	13	Atherton	NT	_____
5	McPherson, Lola	12	Marlin Coast	NT	_____
6	Simpson, Caitlyn	11	Edge Hill	NT	_____
7	Tooley, Zoe	11	Tas Swimming	NT	_____
8	Tan, Evelyn Grace	10	Tobruk	NT	_____

**Heat 12 of 12 Finals**

1					_____
2					_____
3	Stolk, Maddison	9	Marlin Coast	NT	_____
4	Saitta, Lily	9	Marlin Coast	NT	_____
5	Riseley, Mikayla	9	Marlin Coast	NT	_____
6					_____
7					_____
8					_____

**Event 19 Boys 8 & Under 25 LC Meter Backstroke**

Lane Name	Age	Team	Seed Time
-----------	-----	------	-----------

**Heat 1 of 1 Finals**

1	Waite, Ned	7	Edge Hill	NT	_____
2	Dutton, Jacob	8	Saints	NT	_____
3	Joinbee, Elijah	7	Edge Hill	35.44	_____
4	Greenwood, Travis	8	Stingrays	25.83	_____
5	Brunott, Lachlan	7	Central Cairns	33.28	_____
6	Greenwood, James	7	Stingrays	36.76	_____
7	Waite, Frankie	8	Edge Hill	NT	_____
8	McClellan, Oran	6	Stingrays	NT	_____

**Event 20 Girls 8 & Under 25 LC Meter Backstroke**

Lane Name	Age	Team	Seed Time
-----------	-----	------	-----------

**Heat 1 of 2 Finals**

1					_____
2	Buttimore, Rose	8	Marlin Coast	NT	_____
3	Peraza, Audrey	8	Marlin Coast	NT	_____
4	Crumpton, Holly	7	Central Cairns	27.64	_____
5	Hoskins, Amy	8	Edge Hill	29.93	_____
6	Smallbane, Layla	8	Marlin Coast	NT	_____
7	Ross, Emmylou	8	Tas Swimming	NT	_____
8					_____

**Heat 2 of 2 Finals**

1					_____
2					_____
3	Jones, Lily-Grace	7	Stingrays	NT	_____
4	Deldot, Elizabeth	7	Saints	NT	_____
5	Savage, Ellis	7	Central Cairns	NT	_____
6					_____
7					_____
8					_____

**Event 21 Men 50 LC Meter Butterfly**

Lane Name	Age	Team	Seed Time
-----------	-----	------	-----------

**Heat 1 of 7 Finals**

1	Galea, Jonathan	14	Saints	29.79	_____
2	Oguchi, Takeru	16	Tas Swimming	28.63	_____
3	Loveridge, Hugo	15	Marlin Coast	27.92	_____
4	An, Albert Damin	17	Tas Swimming	27.61	_____
5	Menzies, Bryce	17	Marlin Coast	27.70	_____
6	Foote, Nathan	21	Stingrays	28.06	_____
7	Mcnamara, Liam	15	Central Cairns	29.78	_____
8	Sorensen, Henrik	16	Tas Swimming	31.13	_____

2023 Marlin Coast LC - 6/10/2023 to 7/10/2023

Meet Program

**Heat 2 Finals (#21 Men 50 LC Meter Butterfly)**

1	Walker, Ryan	17	Marlin Coast	34.65	_____
2	Foley, Patrick	15	Central Cairns	33.06	_____
3	Lowrey, Joshua	15	Central Cairns	31.69	_____
4	Elliott, Ryan	15	Tas Swimming	31.15	_____
5	Connors, Cooper	13	Saints	31.45	_____
6	Kito, Sunny	11	Stingrays	32.24	_____
7	Moolman, Mathys	15	Marlin Coast	34.54	_____
8	McShane, Warne	11	Saints	34.91	_____

**Heat 3 of 7 Finals**

1	Pickard, Jaxon	11	Stingrays	42.41	_____
2	De Carlo, Raiden	12	Marlin Coast	39.47	_____
3	Bartley, Michael	15	Marlin Coast	35.91	_____
4	Loveridge, Oscar	12	Marlin Coast	35.00	_____
5	Andronicus, Nathan	16	Central Cairns	35.32	_____
6	Howe, James	13	Tas Swimming	37.82	_____
7	Clews, Lachlan	14	Tas Swimming	41.73	_____
8	Oliver, Darcy	12	Stingrays	44.85	_____

**Heat 4 of 7 Finals**

1	Ross, Clancy	11	Tas Swimming	49.52	_____
2	Alden, Oliver	14	Saints	47.50	_____
3	Loveridge, Archie	10	Marlin Coast	47.38	_____
4	Smallbane, Hamish	12	Marlin Coast	45.18	_____
5	Alden, Benjamin	12	Saints	45.67	_____
6	Murphy, Ty	10	Marlin Coast	47.41	_____
7	Rickson, Ellis	11	Central Cairns	48.72	_____
8	Kidd, Patrick	11	Malanda	49.78	_____

**Heat 5 of 7 Finals**

1	Kurata, Rio	11	Marlin Coast	56.28	_____
2	Laitinen, Jack	10	Tobruk	54.70	_____
3	Scholes, Thomas	11	Stingrays	51.28	_____
4	Habgood, Brock	8	Marlin Coast	50.06	_____
5	Dennis, Franklin	13	Tas Swimming	50.33	_____
6	Chapman, Samuel	10	Marlin Coast	53.83	_____
7	Brien, Charlie	11	Saints	55.13	_____
8	Greenwood, Travis	8	Stingrays	56.75	_____

**Heat 6 of 7 Finals**

1	Blyde, Andrew	9	Marlin Coast	1:20.22	_____
2	Stewart, Daniel	8	Stingrays	1:13.24	_____
3	Ottone, Aiden	11	Saints	1:02.93	_____
4	Armstrong, Thomas	11	Tobruk	59.09	_____
5	Waller, Frankie	10	Central Cairns	59.59	_____
6	Hudson, Taylor	11	Marlin Coast	1:06.45	_____
7	Hoskins, Luca	11	Edge Hill	1:13.85	_____
8	Stockman, Reginald	8	Atherton	1:27.26	_____

**Heat 7 of 7 Finals**

1					_____
2	Deldot, Thomas	9	Saints	NT	_____
3	Twomey, Archer	10	Tas Swimming	NT	_____
4	Deldot, James	11	Saints	NT	_____
5	Dutton, Quinn	10	Saints	NT	_____
6	Edney, Sasha	10	Marlin Coast	NT	_____
7	Cracknell, Thomas	8	Stingrays	NT	_____
8					_____

**Event 22 Women 50 LC Meter Butterfly**

Lane	Name	Age	Team	Seed	Time
------	------	-----	------	------	------

**Heat 1 of 11 Finals**

1	Nona, Ellie	14	Marlin Coast	34.00	_____
2	McShane, Cadence	16	Saints	33.72	_____
3	Lulham, Arabella	14	Marlin Coast	31.08	_____
4	Tottman, Summer	15	Marlin Coast	30.23	_____
5	Robinson, Amber	17	Tas Swimming	30.75	_____
6	Scholes, Amelie	14	Stingrays	33.35	_____
7	Whitby, Rylee	15	Stingrays	33.92	_____
8	Camarlinghi, Siahn	15	Saints	34.21	_____

**Heat 2 of 11 Finals**

1	Travers-Mason, Kai	15	Stingrays	34.91	_____
2	Millar, Abbie	12	Malanda	34.65	_____
3	Howe, Natalia	15	Tas Swimming	34.51	_____
4	Thouroude, Chantal	12	Marlin Coast	34.38	_____
5	Beck, Natalie	16	Stingrays	34.46	_____
6	Graham, Lexi	15	Marlin Coast	34.65	_____
7	Sullivan, Claudia	14	Saints	34.84	_____
8	Percy, Jamie	13	Tas Swimming	34.95	_____

**Heat 3 of 11 Finals**

1	Dalmeyer, Eloise	12	Stingrays	37.99	_____
2	Hogan, Casey	12	Central Cairns	37.51	_____
3	Stewart, Madeline	13	Stingrays	36.95	_____
4	Molina, Jay	15	Marlin Coast	36.18	_____
5	De la Fonteyne, Zara	12	Stingrays	36.70	_____
6	Ah Loy-Coutts, Mikayla	12	Atherton	37.20	_____
7	Hewitt, Brooklyn	13	Marlin Coast	37.81	_____
8	Cracknell, Lucy	11	Stingrays	38.32	_____

**Heat 4 of 11 Finals**

1	Gostlow, Isabella	12	Tobruk	41.44	_____
2	Libke, Elise	10	Stingrays	40.76	_____
3	Page, Sienna	11	Stingrays	40.17	_____
4	Turnbull, Chelsea	12	Tas Swimming	38.71	_____
5	Rickson, Maiya	13	Central Cairns	38.88	_____
6	Stockman, Ella	12	Atherton	40.18	_____
7	O'Neile, Chloe	12	Marlin Coast	41.07	_____
8	Simms, Alice	12	Marlin Coast	41.99	_____

**Heat 5 of 11 Finals**

1	Smith, India	12	Tobruk	45.54	_____
2	Njaramba, Lisa	12	Tas Swimming	43.60	_____
3	Crumpton, Millie	12	Central Cairns	43.28	_____
4	Parnaby, Annabel	12	Tobruk	42.23	_____
5	Simpson, Ashleigh	14	Edge Hill	42.82	_____
6	Walker, Mackinley	15	Marlin Coast	43.34	_____
7	Marek, Abbey	12	Central Cairns	45.02	_____
8	Chapman, Freya	11	Marlin Coast	46.36	_____

**Heat 6 of 11 Finals**

1	Palmela, Sophia	11	Tobruk	50.41	_____
2	Habgood, Tully	11	Marlin Coast	48.03	_____
3	De la Fonteyne, Claire	9	Stingrays	47.44	_____
4	Twomey, Scarlett	11	Tas Swimming	47.03	_____
5	Francini-O'Hagan, Ange	13	Tas Swimming	47.25	_____
6	Miotto, Isabel	12	Stingrays	47.47	_____
7	Hewitt, Ashley	11	Marlin Coast	49.02	_____
8	Kim, Se-A	10	Tas Swimming	50.97	_____

## 2023 Marlin Coast LC - 6/10/2023 to 7/10/2023

## Meet Program

**Heat 7 Finals (#22 Women 50 LC Meter Butterfly)**

1	Oliver, Ella	10	Stingrays	55.59	_____
2	Young, Layla	10	Marlin Coast	51.97	_____
3	Drown, Piper	11	Tobruk	51.92	_____
4	Meller, Elizabeth	11	Marlin Coast	51.01	_____
5	Tooley, Zoe	11	Tas Swimming	51.17	_____
6	Macrae, Mia	10	Marlin Coast	51.93	_____
7	Crow, Mila	9	Saints	54.88	_____
8	Finlay, Florence	12	Marlin Coast	55.94	_____

**Heat 8 of 11 Finals**

1	Pickup, Abigail	11	Tas Swimming	58.53	_____
2	Ford, Kaia	11	Stingrays	58.25	_____
3	Bryan, Kennedy	10	Tobruk	56.63	_____
4	Ross, Scarlet	12	Tas Swimming	56.01	_____
5	Michna, Arden	11	Tobruk	56.62	_____
6	Alden, Ada	9	Saints	57.06	_____
7	Smallbane, Hannah	10	Marlin Coast	58.43	_____
8	Piccolo, Rianna	10	Stingrays	58.66	_____

**Heat 9 of 11 Finals**

1	Yates, Savannah	11	Stingrays	1:03.94	_____
2	Coleman, Elizabeth	10	Tas Swimming	59.81	_____
3	Southern, Ruby	11	Central Cairns	59.18	_____
4	Rowbotham, Aila	9	Saints	59.10	_____
5	Napper, Jesse	9	Tas Swimming	59.12	_____
6	Savage, Quinn	8	Central Cairns	59.69	_____
7	Albrecht, Izabella	10	Tobruk	1:02.13	_____
8	Azzopardi, Evangeline	10	Tas Swimming	1:04.11	_____

**Heat 10 of 11 Finals**

1	Donovan, Charlee	8	Marlin Coast	1:24.92	_____
2	Parsons, Gracie	11	Stingrays	1:09.66	_____
3	Brunott, Hannah	10	Central Cairns	1:06.89	_____
4	McClellan, Bella-Trez	11	Stingrays	1:04.29	_____
5	Ross, Emmylou	8	Tas Swimming	1:05.85	_____
6	Buttimore, Rose	8	Marlin Coast	1:07.24	_____
7	Wilce, Shelby	10	Atherton	1:11.06	_____
8	Crumpton, Sophie	14	Central Cairns	1:25.54	_____

**Heat 11 of 11 Finals**

1	Riseley, Mikayla	9	Marlin Coast	NT	_____
2	Buttimore, Bonnie	10	Marlin Coast	NT	_____
3	Peraza, Gwyneth	11	Marlin Coast	NT	_____
4	Peraza, Audrey	8	Marlin Coast	1:27.64	_____
5	McPherson, Lola	12	Marlin Coast	NT	_____
6	Dutton, Bronte	11	Saints	NT	_____
7	Saitta, Lily	9	Marlin Coast	NT	_____
8					_____

**Event 23 Boys 8 & Under 25 LC Meter Butterfly**

Lane Name	Age	Team	Seed Time
-----------	-----	------	-----------

**Heat 1 of 1 Finals**

1	Waite, Ned	7	Edge Hill	NT	_____
2	Waite, Frankie	8	Edge Hill	NT	_____
3	Murphy, Nash	7	Marlin Coast	43.33	_____
4	Greenwood, Travis	8	Stingrays	30.56	_____
5	Brunott, Lachlan	7	Central Cairns	35.23	_____
6	Greenwood, James	7	Stingrays	43.62	_____
7	Dutton, Jacob	8	Saints	NT	_____
8	Joinbee, Elijah	7	Edge Hill	NT	_____

**Event 24 Girls 8 & Under 25 LC Meter Butterfly**

Lane Name	Age	Team	Seed Time
-----------	-----	------	-----------

**Heat 1 of 2 Finals**

1	Smallbane, Layla	8	Marlin Coast	37.86	_____
2	Piccolo, Jorja	8	Stingrays	35.84	_____
3	Ross, Emmylou	8	Tas Swimming	28.76	_____
4	Crumpton, Holly	7	Central Cairns	26.50	_____
5	Hoskins, Amy	8	Edge Hill	27.72	_____
6	Bevan, Shamajah	8	Central Cairns	30.96	_____
7	McClellan, Nahla	8	Stingrays	36.87	_____
8	Payne, Evie	8	Edge Hill	NT	_____

**Heat 2 of 2 Finals**

1					_____
2	Savage, Ellis	7	Central Cairns	NT	_____
3	Jones, Lily-Grace	7	Stingrays	NT	_____
4	Peraza, Audrey	8	Marlin Coast	NT	_____
5	Buttimore, Rose	8	Marlin Coast	NT	_____
6	Deldot, Elizabeth	7	Saints	NT	_____
7	Payne, Molly	4	Edge Hill	NT	_____
8					_____

**Event 25 Men 12 & Over 800 LC Meter Freestyle**

Lane Name	Age	Team	Seed Time
-----------	-----	------	-----------

**Heat 1 of 1 Finals**

1					_____
2	Elliott, Ryan	15	Tas Swimming	NT	_____
3	Robertson, Callum	15	Saints	9:34.65	_____
4	Kito, Sydney	15	Stingrays	8:57.46	_____
5	Oguchi, Takeru	16	Tas Swimming	9:34.62	_____
6	Hudson, Cooper	13	Marlin Coast	9:50.64	_____
7	Thouroude, Nicolas	14	Marlin Coast	NT	_____
8					_____

**Event 26 Women 12 & Over 800 LC Meter Freestyle**

Lane Name	Age	Team	Seed Time
-----------	-----	------	-----------

**Heat 1 of 1 Finals**

1	Percy, Jamie	13	Tas Swimming	NT	_____
2	Young, Lily	14	Marlin Coast	NT	_____
3	Elliott, Cara	16	Tas Swimming	10:31.00	_____
4	Kito, Skye	15	Stingrays	10:13.67	_____
5	Greatorex, Sophie	14	Saints	10:28.94	_____
6	Carey, Paige	15	Mareeba	11:41.72	_____
7	Lamb, Sophia	13	Edge Hill	NT	_____
8					_____

**Event 27 Men 11 & Over 200 LC Meter Backstroke**

Lane Name	Age	Team	Seed Time
-----------	-----	------	-----------

**Heat 1 of 1 Finals**

1					_____
2					_____
3	Armstrong, Thomas	11	Tobruk	NT	_____
4	Kito, Sunny	11	Stingrays	2:49.96	_____
5	Oliver, Darcy	12	Stingrays	NT	_____
6					_____
7					_____
8					_____



## 2023 Marlin Coast LC - 6/10/2023 to 7/10/2023

## Meet Program

**Event 28 Women 11 & Over 200 LC Meter Backstroke**

Lane	Name	Age	Team	Seed Time
------	------	-----	------	-----------

**Heat 1 of 2 Finals**

1	Howe, Natalia	15	Tas Swimming	2:59.74
2	Travers-Mason, Kai	15	Stingrays	2:42.88
3	Graham, Hayley	17	Marlin Coast	2:38.57
4	Greatorex, Sophie	14	Saints	2:30.83
5	Vickers, Emily	14	Marlin Coast	2:34.11
6	Brown, Emily	15	Stingrays	2:40.80
7	Stewart, Madeline	13	Stingrays	2:53.26
8	Percy, Jamie	13	Tas Swimming	3:13.38

**Heat 2 of 2 Finals**

1				
2				
3	Cracknell, Lucy	11	Stingrays	NT
4	Rigaldi, Kira	12	Stingrays	NT
5	Twomey, Scarlett	11	Tas Swimming	NT
6				
7				
8				

**Event 29 Men 9 & Over 100 LC Meter Butterfly**

Lane	Name	Age	Team	Seed Time
------	------	-----	------	-----------

**Heat 1 of 2 Finals**

1	Galea, Jonathan	14	Saints	1:10.06
2	Foote, Nathan	21	Stingrays	1:04.81
3	Loveridge, Hugo	15	Marlin Coast	1:00.73
4	Menzies, Bryce	17	Marlin Coast	59.78
5	An, Albert Damin	17	Tas Swimming	1:00.66
6	Oguchi, Takeru	16	Tas Swimming	1:04.39
7	Mcnamara, Liam	15	Central Cairns	1:05.52
8	Loveridge, Oscar	12	Marlin Coast	1:18.29

**Heat 2 of 2 Finals**

1				
2	Pickard, Jaxon	11	Stingrays	NT
3	Bartley, Michael	15	Marlin Coast	1:26.25
4	Walker, Ryan	17	Marlin Coast	1:19.93
5	Moolman, Mathys	15	Marlin Coast	1:24.94
6	De Carlo, Raiden	12	Marlin Coast	1:28.08
7	Murphy, Ty	10	Marlin Coast	NT
8				

**Event 30 Women 9 & Over 100 LC Meter Butterfly**

Lane	Name	Age	Team	Seed Time
------	------	-----	------	-----------

**Heat 1 of 3 Finals**

1	Nona, Ellie	14	Marlin Coast	1:22.90
2	Thouroude, Chantal	12	Marlin Coast	1:19.00
3	Sullivan, Claudia	14	Saints	1:15.35
4	Tottman, Summer	15	Marlin Coast	1:05.05
5	Lockyer, Summer	16	Saints	1:09.94
6	Camarlinghi, Siahn	15	Saints	1:17.01
7	Millar, Abbie	12	Malanda	1:19.71
8	Scholes, Amelie	14	Stingrays	1:28.58

**Heat 2 of 3 Finals**

1	Walker, Mackinley	15	Marlin Coast	NT
2	Finlay, Florence	12	Marlin Coast	2:03.26
3	Chapman, Freya	11	Marlin Coast	1:49.31
4	Hewitt, Brooklyn	13	Marlin Coast	1:35.91
5	De la Fonteyne, Zara	12	Stingrays	1:44.22
6	Habgood, Tully	11	Marlin Coast	1:50.17
7	Piccolo, Rianna	10	Stingrays	2:08.14
8	Turnbull, Chelsea	12	Tas Swimming	NT

**Heat 3 of 3 Finals**

1	Greenwood, Isabelle	10	Stingrays	NT
2	Parsons, Gracie	11	Stingrays	NT
3	Tooley, Zoe	11	Tas Swimming	NT
4	McPherson, Lola	12	Marlin Coast	NT
5	Rigaldi, Kira	12	Stingrays	NT
6	Stockman, Ruby	11	Atherton	NT
7	Kim, Se-A	10	Tas Swimming	NT
8	Libke, Elise	10	Stingrays	NT

**Event 31 Men 11 & Over 400 LC Meter Freestyle**

Lane	Name	Age	Team	Seed Time
------	------	-----	------	-----------

**Heat 1 of 1 Finals**

1				
2				
3	Rowbotham, Matthew	13	Saints	4:57.68
4	Hudson, Cooper	13	Marlin Coast	4:43.23
5	Lockyer, Logan	13	Saints	4:48.10
6	Kito, Sunny	11	Stingrays	5:17.31
7				
8				

**Event 32 Women 11 & Over 400 LC Meter Freestyle**

Lane	Name	Age	Team	Seed Time
------	------	-----	------	-----------

**Heat 1 of 2 Finals**

1				
2	Greenwood, Eva	11	Stingrays	5:20.01
3	Lulham, Arabella	14	Marlin Coast	5:05.24
4	Kito, Skye	15	Stingrays	4:54.17
5	Elliott, Cara	16	Tas Swimming	5:03.43
6	Carey, Paige	15	Mareeba	5:19.03
7	Beck, Natalie	16	Stingrays	5:23.67
8				

**Heat 2 of 2 Finals**

1				
2				
3	Drown, Piper	11	Tobruk	6:27.75
4	Njaramba, Lisa	12	Tas Swimming	5:53.37
5	Ah Loy-Coutts, Mikayla	12	Atherton	6:16.52
6				
7				
8				

## 2023 Marlin Coast LC - 6/10/2023 to 7/10/2023

## Meet Program

**Event 33 Men 11 & Over 200 LC Meter IM**

Lane	Name	Age	Team	Seed Time
------	------	-----	------	-----------

**Heat 1 of 2 Finals**

1	Culliton, Rowan	21	Marlin Coast	2:48.71
2	Mcnamara, Liam	15	Central Cairns	2:34.14
3	Loveridge, Hugo	15	Marlin Coast	2:25.51
4	Kito, Sydney	15	Stingrays	2:16.61
5	Sorensen, Henrik	16	Tas Swimming	2:22.51
6	Foote, Nathan	21	Stingrays	2:26.25
7	Galea, Jonathan	14	Saints	2:37.57
8	Walker, Ryan	17	Marlin Coast	2:48.95

**Heat 2 of 2 Finals**

1	Rickson, Ellis	11	Central Cairns	3:46.04
2	Ross, Clancy	11	Tas Swimming	3:35.63
3	Mittempergher, Noah	13	Marlin Coast	3:04.06
4	De Carlo, Raiden	12	Marlin Coast	2:54.86
5	Loveridge, Oscar	12	Marlin Coast	2:56.63
6	Scholes, Thomas	11	Stingrays	3:32.85
7	Kidd, Patrick	11	Malanda	3:37.56
8				

**Event 34 Women 11 & Over 200 LC Meter IM**

Lane	Name	Age	Team	Seed Time
------	------	-----	------	-----------

**Heat 1 of 5 Finals**

1	Millar, Abbie	12	Malanda	2:52.93
2	Camarlinghi, Siahn	15	Saints	2:46.84
3	Brown, Emily	15	Stingrays	2:43.18
4	Rothwell, Aisling	17	Tas Swimming	2:37.51
5	Lockyer, Summer	16	Saints	2:39.83
6	Graham, Lexi	15	Marlin Coast	2:45.22
7	Sullivan, Claudia	14	Saints	2:50.38
8	Stewart, Madeline	13	Stingrays	2:56.38

**Heat 2 of 5 Finals**

1	Nock, Miya	15	Marlin Coast	3:09.91
2	Cracknell, Lucy	11	Stingrays	3:03.46
3	Percy, Jamie	13	Tas Swimming	3:01.97
4	Scholes, Amelie	14	Stingrays	2:56.45
5	O'Neile, Chloe	12	Marlin Coast	2:58.72
6	Whitby, Rylee	15	Stingrays	3:02.11
7	Hewitt, Brooklyn	13	Marlin Coast	3:05.75
8	Page, Sienna	11	Stingrays	3:13.26

**Heat 3 of 5 Finals**

1	Twomey, Scarlett	11	Tas Swimming	3:30.12
2	Meller, Elizabeth	11	Marlin Coast	3:22.85
3	Turnbull, Chelsea	12	Tas Swimming	3:20.89
4	Rickson, Maiya	13	Central Cairns	3:19.46
5	Chapman, Freya	11	Marlin Coast	3:20.50
6	McPherson, Asia	14	Marlin Coast	3:22.57
7	Simpson, Ashleigh	14	Edge Hill	3:27.46
8	Gostlow, Isabella	12	Tobruk	3:30.18

**Heat 4 of 5 Finals**

1	Palmela, Sophia	11	Tobruk	4:00.76
2	Parnaby, Annabel	12	Tobruk	3:42.51
3	Dunn, Camryn	12	Tas Swimming	3:35.42
4	De la Fonteyne, Zara	12	Stingrays	3:30.43
5	Hewitt, Ashley	11	Marlin Coast	3:31.22
6	Rigaldi, Kira	12	Stingrays	3:36.14
7	Smith, India	12	Tobruk	3:47.42
8	Southern, Ruby	11	Central Cairns	4:05.54

**Heat 5 of 5 Finals**

1				
2				
3	Yates, Savannah	11	Stingrays	NT
4	Pickup, Abigail	11	Tas Swimming	4:13.25
5	Ross, Scarlet	12	Tas Swimming	NT
6	Tooley, Zoe	11	Tas Swimming	NT
7				
8				

**Event 35 Men 9 & Over 100 LC Meter Breaststroke**

Lane	Name	Age	Team	Seed Time
------	------	-----	------	-----------

**Heat 1 of 4 Finals**

1	Walker, Ryan	17	Marlin Coast	1:28.85
2	Culliton, Rowan	21	Marlin Coast	1:18.11
3	Thouroude, Nicolas	14	Marlin Coast	1:16.35
4	An, Albert Damin	17	Tas Swimming	1:04.68
5	Elliott, Ryan	15	Tas Swimming	1:09.70
6	Sorensen, Henrik	16	Tas Swimming	1:16.48
7	McShane, Warne	11	Saints	1:23.25
8	Rowbotham, Matthew	13	Saints	1:29.46

**Heat 2 of 4 Finals**

1	Armstrong, Thomas	11	Tobruk	1:56.61
2	Murphy, Ty	10	Marlin Coast	1:53.34
3	Mittempergher, Noah	13	Marlin Coast	1:42.65
4	Andronicus, Nathan	16	Central Cairns	1:29.64
5	Smallbane, Hamish	12	Marlin Coast	1:42.52
6	Bartley, Michael	15	Marlin Coast	1:49.57
7	Ross, Clancy	11	Tas Swimming	1:54.50
8	Kurata, Rio	11	Marlin Coast	1:59.28

**Heat 3 of 4 Finals**

1	Deldot, James	11	Saints	NT
2	Blyde, Andrew	9	Marlin Coast	2:15.78
3	Camarlinghi, Liam	11	Saints	2:05.79
4	Loveridge, Archie	10	Marlin Coast	1:59.91
5	Southern, Bill	13	Central Cairns	2:01.29
6	Scholes, Thomas	11	Stingrays	2:06.32
7	Laitinen, Jack	10	Tobruk	2:22.79
8				

**Heat 4 of 4 Finals**

1				
2				
3	Deldot, Thomas	9	Saints	NT
4	Yu, Li	11	Tas Swimming	NT
5	Waller, Frankie	10	Central Cairns	NT
6				
7				
8				

2023 Marlin Coast LC - 6/10/2023 to 7/10/2023

Meet Program

**Event 36 Women 9 & Over 100 LC Meter Breaststroke**

Lane	Name	Age	Team	Seed Time
<b>Heat 1 of 6 Finals</b>				
1	Young, Lily	14	Marlin Coast	1:32.68
2	Greatorex, Sophie	14	Saints	1:29.54
3	McShane, Cadence	16	Saints	1:22.94
4	Rothwell, Aisling	17	Tas Swimming	1:17.69
5	Graham, Lexi	15	Marlin Coast	1:22.59
6	Percy, Jamie	13	Tas Swimming	1:25.91
7	Millar, Abbie	12	Malanda	1:31.40
8	Hogan, Casey	12	Central Cairns	1:35.37
<b>Heat 2 of 6 Finals</b>				
1	Stockman, Ella	12	Atherton	1:49.92
2	Rickson, Maiya	13	Central Cairns	1:44.86
3	Simms, Alice	12	Marlin Coast	1:37.51
4	Libke, Elise	10	Stingrays	1:36.38
5	Hansor, Emily	12	Tobruk	1:37.24
6	Simpson, Ashleigh	14	Edge Hill	1:40.64
7	Rigaldi, Kira	12	Stingrays	1:49.03
8	Donovan, Maycee	11	Marlin Coast	1:51.32
<b>Heat 3 of 6 Finals</b>				
1	Turnbull, Chelsea	12	Tas Swimming	1:58.66
2	Napper, Jesse	9	Tas Swimming	1:56.12
3	Finlay, Florence	12	Marlin Coast	1:54.08
4	McPherson, Asia	14	Marlin Coast	1:53.77
5	Macrae, Mia	10	Marlin Coast	1:53.83
6	Kim, Se-A	10	Tas Swimming	1:55.07
7	Meller, Elizabeth	11	Marlin Coast	1:57.78
8	Dunn, Camryn	12	Tas Swimming	2:00.88
<b>Heat 4 of 6 Finals</b>				
1	Yates, Savannah	11	Stingrays	2:10.52
2	Pickup, Abigail	11	Tas Swimming	2:08.39
3	Smallbane, Hannah	10	Marlin Coast	2:05.10
4	Piccolo, Rianna	10	Stingrays	2:02.94
5	Young, Layla	10	Marlin Coast	2:04.74
6	Parsons, Gracie	11	Stingrays	2:06.15
7	Habgood, Tully	11	Marlin Coast	2:10.34
8	Ford, Kaia	11	Stingrays	2:10.57
<b>Heat 5 of 6 Finals</b>				
1				
2	Tooley, Zoe	11	Tas Swimming	NT
3	Francini-O'Hagan, Ange	13	Tas Swimming	NT
4	Southern, Ruby	11	Central Cairns	2:10.73
5	Stockman, Ruby	11	Atherton	2:36.00
6	Gostlow, Isabella	12	Tobruk	NT
7	Michna, Arden	11	Tobruk	NT
8				
<b>Heat 6 of 6 Finals</b>				
1				
2				
3	Oliver, Ella	10	Stingrays	NT
4	Azzopardi, Evangeline	10	Tas Swimming	NT
5	Wilce, Shelby	10	Atherton	NT
6				
7				
8				

**Event 37 Men 11 & Over 200 LC Meter Freestyle**

Lane	Name	Age	Team	Seed Time
<b>Heat 1 of 3 Finals</b>				
1	Lockyer, Logan	13	Saints	2:16.15
2	Mcnamara, Liam	15	Central Cairns	2:12.88
3	Loveridge, Hugo	15	Marlin Coast	2:06.00
4	Sorensen, Henrik	16	Tas Swimming	2:05.45
5	Menzies, Bryce	17	Marlin Coast	2:05.96
6	Foote, Nathan	21	Stingrays	2:08.95
7	Hudson, Cooper	13	Marlin Coast	2:13.11
8	Culliton, Rowan	21	Marlin Coast	2:22.36
<b>Heat 2 of 3 Finals</b>				
1				
2	Smallbane, Hamish	12	Marlin Coast	2:48.89
3	Oliver, Darcy	12	Stingrays	2:42.34
4	Andronicus, Nathan	16	Central Cairns	2:28.05
5	Moolman, Mathys	15	Marlin Coast	2:28.07
6	Bartley, Michael	15	Marlin Coast	2:47.68
7	Connors, Cooper	13	Saints	2:49.78
8				
<b>Heat 3 of 3 Finals</b>				
1				
2				
3	Hudson, Taylor	11	Marlin Coast	NT
4	Eade, David	23	Mareeba	2:50.15
5	Armstrong, Thomas	11	Tobruk	3:02.00
6				
7				
8				

**Event 38 Women 11 & Over 200 LC Meter Freestyle**

Lane	Name	Age	Team	Seed Time
<b>Heat 1 of 4 Finals</b>				
1	Lulham, Arabella	14	Marlin Coast	2:27.42
2	Carey, Paige	15	Mareeba	2:26.76
3	Elliott, Cara	16	Tas Swimming	2:22.69
4	Tottman, Summer	15	Marlin Coast	2:13.97
5	Rothwell, Aisling	17	Tas Swimming	2:14.11
6	Thouroude, Chantal	12	Marlin Coast	2:26.04
7	Lockyer, Summer	16	Saints	2:27.08
8	Travers-Mason, Kai	15	Stingrays	2:28.52
<b>Heat 2 of 4 Finals</b>				
1	Scholes, Amelie	14	Stingrays	2:50.48
2	Hewitt, Brooklyn	13	Marlin Coast	2:41.00
3	Nona, Ellie	14	Marlin Coast	2:36.77
4	Brown, Emily	15	Stingrays	2:31.02
5	O'Neile, Chloe	12	Marlin Coast	2:34.38
6	Greenwood, Eva	11	Stingrays	2:37.61
7	Njaramba, Lisa	12	Tas Swimming	2:45.69
8	Nock, Miya	15	Marlin Coast	2:50.82

## 2023 Marlin Coast LC - 6/10/2023 to 7/10/2023

## Meet Program

**Heat 3 Finals (#38 Women 11 & Over 200 LC Meter Freestyle)**

1	Smith, India	12	Tobruk	3:12.17	_____
2	Drown, Piper	11	Tobruk	3:05.76	_____
3	Twomey, Scarlett	11	Tas Swimming	3:03.64	_____
4	Ah Loy-Coutts, Mikayla	12	Atherton	2:59.26	_____
5	Dunn, Camryn	12	Tas Swimming	3:00.25	_____
6	Turnbull, Chelsea	12	Tas Swimming	3:04.10	_____
7	Haggood, Tully	11	Marlin Coast	3:08.28	_____
8	Ah Loy-Coutts, Madison	13	Atherton	3:32.94	_____

**Heat 4 of 4 Finals**

1					_____
2	Hewitt, Ashley	11	Marlin Coast	NT	_____
3	Tooley, Zoe	11	Tas Swimming	NT	_____
4	Ross, Scarlet	12	Tas Swimming	NT	_____
5	Finlay, Florence	12	Marlin Coast	NT	_____
6	Ford, Kaia	11	Stingrays	NT	_____
7					_____
8					_____

**Event 39 Men 9 & Over 100 LC Meter Backstroke**

Lane Name	Age	Team	Seed Time	
-----------	-----	------	-----------	--

**Heat 1 of 3 Finals**

1	Culliton, Rowan	21	Marlin Coast	1:20.93	_____
2	Foley, Patrick	15	Central Cairns	1:19.81	_____
3	Lockyer, Logan	13	Saints	1:12.53	_____
4	Oguchi, Takeru	16	Tas Swimming	1:10.55	_____
5	Rowbotham, Matthew	13	Saints	1:10.94	_____
6	Kito, Sunny	11	Stingrays	1:19.31	_____
7	Walker, Ryan	17	Marlin Coast	1:19.84	_____
8	Mittempergher, Noah	13	Marlin Coast	1:22.50	_____

**Heat 2 of 3 Finals**

1	Chapman, Samuel	10	Marlin Coast	1:39.21	_____
2	Rickson, Ellis	11	Central Cairns	1:36.87	_____
3	Bartley, Michael	15	Marlin Coast	1:36.03	_____
4	Loveridge, Oscar	12	Marlin Coast	1:25.47	_____
5	Oliver, Darcy	12	Stingrays	1:27.38	_____
6	Loveridge, Archie	10	Marlin Coast	1:36.34	_____
7	Pickard, Jaxon	11	Stingrays	1:37.65	_____
8	Murphy, Ty	10	Marlin Coast	1:48.96	_____

**Heat 3 of 3 Finals**

1					_____
2	Laitinen, Jack	10	Tobruk	NT	_____
3	Parnaby, Oliver	15	Tobruk	NT	_____
4	Kurata, Rio	11	Marlin Coast	1:53.12	_____
5	Blyde, Andrew	9	Marlin Coast	2:12.87	_____
6	Deldot, James	11	Saints	NT	_____
7	Deldot, Thomas	9	Saints	NT	_____
8					_____

**Event 40 Women 9 & Over 100 LC Meter Backstroke**

Lane Name	Age	Team	Seed Time	
-----------	-----	------	-----------	--

**Heat 1 of 5 Finals**

1	Beck, Natalie	16	Stingrays	1:25.07	_____
2	Millar, Abbie	12	Malanda	1:23.55	_____
3	Travers-Mason, Kai	15	Stingrays	1:15.88	_____
4	Graham, Hayley	17	Marlin Coast	1:11.12	_____
5	Vickers, Emily	14	Marlin Coast	1:12.16	_____
6	Stewart, Madeline	13	Stingrays	1:20.22	_____
7	Howe, Natalia	15	Tas Swimming	1:24.44	_____
8	Molina, Jay	15	Marlin Coast	1:26.01	_____

**Heat 2 of 5 Finals**

1	McPherson, Asia	14	Marlin Coast	1:35.02	_____
2	Libke, Elise	10	Stingrays	1:32.07	_____
3	Walker, Mackinley	15	Marlin Coast	1:31.09	_____
4	Turnbull, Chelsea	12	Tas Swimming	1:26.23	_____
5	O'Neile, Chloe	12	Marlin Coast	1:29.88	_____
6	Chapman, Freya	11	Marlin Coast	1:32.03	_____
7	Gostlow, Isabella	12	Tobruk	1:33.47	_____
8	Stockman, Ella	12	Atherton	1:36.60	_____

**Heat 3 of 5 Finals**

1	Greenwood, Isabelle	10	Stingrays	1:48.63	_____
2	Smith, India	12	Tobruk	1:42.28	_____
3	Twomey, Scarlett	11	Tas Swimming	1:39.97	_____
4	Percy, Jamie	13	Tas Swimming	1:37.81	_____
5	Rigaldi, Kira	12	Stingrays	1:38.11	_____
6	Meller, Elizabeth	11	Marlin Coast	1:41.21	_____
7	Palmela, Sophia	11	Tobruk	1:44.98	_____
8	Pickup, Abigail	11	Tas Swimming	1:49.20	_____

**Heat 4 of 5 Finals**

1					_____
2	Wilce, Shelby	10	Atherton	2:19.97	_____
3	Napper, Jesse	9	Tas Swimming	1:54.98	_____
4	Coleman, Elizabeth	10	Tas Swimming	1:51.76	_____
5	Southern, Ruby	11	Central Cairns	1:53.73	_____
6	Stockman, Ruby	11	Atherton	2:05.34	_____
7	Tooley, Zoe	11	Tas Swimming	NT	_____
8					_____

**Heat 5 of 5 Finals**

1					_____
2					_____
3	Oliver, Ella	10	Stingrays	NT	_____
4	Azzopardi, Evangeline	10	Tas Swimming	NT	_____
5	Kim, Se-A	10	Tas Swimming	NT	_____
6					_____
7					_____
8					_____



**2023 Marlin Coast LC - 6/10/2023 to 7/10/2023**

**Meet Program**

**Event 41 Men 11 & Over 200 LC Meter Breaststroke**

Lane	Name	Age	Team	Seed Time
------	------	-----	------	-----------

**Heat 1 of 2 Finals**

1	McShane, Warne	11	Saints	3:03.58	_____
2	Thouroude, Nicolas	14	Marlin Coast	2:56.80	_____
3	Sorensen, Henrik	16	Tas Swimming	2:42.38	_____
4	An, Albert Damin	17	Tas Swimming	2:24.24	_____
5	Elliott, Ryan	15	Tas Swimming	2:39.69	_____
6	Kito, Sydney	15	Stingrays	2:48.78	_____
7	De Carlo, Raiden	12	Marlin Coast	3:01.38	_____
8					_____

**Heat 2 of 2 Finals**

1					_____
2					_____
3	Pickard, Jaxon	11	Stingrays	NT	_____
4	Culliton, Rowan	21	Marlin Coast	NT	_____
5	Ross, Clancy	11	Tas Swimming	NT	_____
6					_____
7					_____
8					_____

**Event 42 Women 11 & Over 200 LC Meter Breaststroke**

Lane	Name	Age	Team	Seed Time
------	------	-----	------	-----------

**Heat 1 of 2 Finals**

1	Stockman, Ella	12	Atherton	3:58.57	_____
2	Simms, Alice	12	Marlin Coast	3:25.49	_____
3	McShane, Cadence	16	Saints	3:02.16	_____
4	Rothwell, Aisling	17	Tas Swimming	2:48.81	_____
5	Kito, Skye	15	Stingrays	2:59.88	_____
6	Cracknell, Lucy	11	Stingrays	3:19.50	_____
7	Page, Sienna	11	Stingrays	3:32.69	_____
8					_____

**Heat 2 of 2 Finals**

1					_____
2					_____
3	Hansor, Emily	12	Tobruk	NT	_____
4	Young, Lily	14	Marlin Coast	NT	_____
5	Rigaldi, Kira	12	Stingrays	NT	_____
6					_____
7					_____
8					_____