


2023 Long Course Transition Meet

Saturday 21st October 2023

Woree Sports & Aquatic Centre
Pool Close, Woree




Cairns
Stingrays
Swimming Club

Gates Open:	9:00am
Start:	10:00am
Gate Entry:	\$3.00 Non-Competitors EFTPOS available

Referees


Provided by FNQ Regional Swimming Association





Cairns
Stingrays
Swimming Club

Thanks to our Major Sponsor;



*Baked on
Red Hill*

ARTISAN BAKERY


Major sponsor of



Cairns
Stingrays
Swimming Club

*“Putting our dough into raising
the next batch of Champions”*





Cairns Stingrays Swimming Club

Welcome to our extra Swim Meet for the 2023-24 Season

We hope that you all have a fun filled day and achieve your goals. Thank you to all of you for coming and giving your assistance and making this meet possible for the swimmers.

Swimming carnivals would not be possible without the co-operation of all volunteers who give their time to officiate.

Thanks to the Referees for giving their time generously.

Stingrays Committee



Cairns Stingrays Swimming Club wishes to thank our sponsors for this meet:





Warm-Up; Under Coaches supervision

Lanes 2 to 7 are reserved throughout the whole of the warm up period as circle swimming lanes.

Lane 1 and 8 (north end) are reserved throughout the whole of the warm up period for dive sprints and walk backs. Swimmers must clear the lane immediately, and must use caution when doing a Backstroke start.

Participating Clubs

Club name	Code	Female	Male	Athletes	Entries
Atherton SC Inc.	ATHER	3	3	6	30
Cairns Stingrays SC Inc.	SRAYS	24	13	37	149
Central Cairns Swimming Inc.	CENCA	3	1	4	13
Cooktown ASC	COOK	4	3	7	30
Edge Hill SC Inc.	EDGE	3	5	8	27
Malanda Aquatic Dragons	MALAN	1	4	5	25
Marlin Coast SC Inc.	MARLI	21	16	37	141
Saints SC Inc.	SAINT	13	11	24	117
TAS Swimming Inc.	TASSC	10	9	19	118
Tobruk Swim Club Inc.	TOBSC	10	2	12	59
TOTAL	10	92	67	159	709

Photography Policy


Cairns Stingrays welcomes the proper use of cameras at the venue. In nominating for this meet, swimmers agree that they may be photographed and that images may be used in publications, including but not restricted to, FNQ and Swimming Club websites or social media sites. Under no circumstances must photos / videos be taken in the change rooms.



Ronald
McDonald
Family
Retreat®



**SUPPORTING
OUR LOCAL
COMMUNITY**



Cairns Stingrays Swimming Club

Timekeeping Allocations

Refer to the tables below for Club lane allocations. Thank you to all clubs for giving your time generously; if any problems arise, please don't hesitate to bring this to our attention.

Lane Allocation


Lane 1	Lane 2	Lane 3	Lane 4	Lane 5	Lane 6	Lane 7	Lane 8
ATHER/ MALAN	SRAYS	TOBRUK	MARLIN	SAINTS	TAS	MARLIN	SRAYS
EDGE	SRAYS	TOBRUK	MARLIN	SAINTS	TAS	MARLIN	SRAYS
COOK/ CENCA	SRAYS	SAINTS	MARLIN	SAINTS	TAS	MARLIN	SRAYS



Meet Mobile

**Swimmers, fans,
and coaches!**

Keep track of meets from the palm of your hand, no matter where you are.




Follow your favourite swimmers & teams

Flag swimmers and/or teams as 'favourites' and then easily filter down to see both completed results and upcoming schedule.

Used by more than a million Swimmers, Fans & Coaches





Cairns Stingrays Swimming Club

Approximate Timeline Report

Cairns Stingray Swimming Club

HY-TEK's MEET MANAGER 7.0 - 17/10/2023 Page 1

2023 Cairns Stingrays LC Transition Meet - 21/10/2023 Session Report

Session: 1 Session 1

Day of Meet: 1 Starts at 10:00 AM Heat Interval: 45 Seconds / Back +15 Seconds

Round	Event	Entries	Heats	Starts at	
Finals	1 Boys 10 & Over 200 Freestyle	20	3	10:00 AM	_____
Finals	2 Girls 10 & Over 200 Freestyle	31	4	10:12 AM	_____
Finals	3 Boys 8 & Under 25 Breaststroke	6	1	10:27 AM	_____
Finals	4 Girls 8 & Under 25 Breaststroke	4	1	10:29 AM	_____
Finals	5 Boys 8 & Over 50 Breaststroke	34	5	10:30 AM	_____
Finals	6 Girls 8 & Over 50 Breaststroke	48	6	10:39 AM	_____
Finals	7 Boys 8 & Over 100 Freestyle	35	5	10:50 AM	_____
Finals	8 Girls 8 & Over 100 Freestyle	52	7	11:01 AM	_____
Finals	9 Boys 8 & Under 25 Butterfly	7	1	11:18 AM	_____
Finals	10 Girls 8 & Under 25 Butterfly	6	1	11:19 AM	_____
Finals	11 Boys 8 & Over 50 Butterfly	36	5	11:21 AM	_____
Finals	12 Girls 8 & Over 50 Butterfly	48	6	11:30 AM	_____
Finals	13 Boys 8 & Over 100 Backstroke	18	3	11:40 AM	_____
Finals	14 Girls 8 & Over 100 Backstroke	27	4	11:48 AM	_____
	Swimmers Counts for Warm-ups: 156	=====	=====		
	Entry / Heat Totals:	372	52		
	Finish Time			11:59 AM	_____

Cairns Stingray Swimming Club

HY-TEK's MEET MANAGER 7.0 - 17/10/2023 Page 2


2023 Cairns Stingrays LC Transition Meet - 21/10/2023 Session Report

Session: 2 Session 2

Day of Meet: 1 Starts at 12:20 PM Heat Interval: 45 Seconds / Back +15 Seconds

Round	Event	Entries	Heats	Starts at	
Finals	15 Boys 9 & Over 200 IM	20	3	12:20 PM	_____
Finals	16 Girls 9 & Over 200 IM	29	4	12:33 PM	_____
Finals	17 Boys 8 & Under 25 Backstroke	6	1	12:51 PM	_____
Finals	18 Girls 8 & Under 25 Backstroke	4	1	12:53 PM	_____
Finals	19 Boys 8 & Over 50 Backstroke	33	5	12:54 PM	_____
Finals	20 Girls 8 & Over 50 Backstroke	48	6	01:04 PM	_____
Finals	21 Boys 8 & Over 100 Breaststroke	26	4	01:15 PM	_____
Finals	22 Girls 8 & Over 100 Breaststroke	29	4	01:26 PM	_____
Finals	23 Boys 8 & Under 25 Freestyle	5	1	01:37 PM	_____
Finals	24 Girls 8 & Under 25 Freestyle	3	1	01:39 PM	_____
Finals	25 Boys 8 & Over 50 Freestyle	43	6	01:40 PM	_____
Finals	26 Girls 8 & Over 50 Freestyle	61	8	01:49 PM	_____
Finals	27 Boys 8 & Over 100 Butterfly	11	2	02:01 PM	_____
Finals	28 Girls 8 & Over 100 Butterfly	12	2	02:06 PM	_____
	Swimmers Counts for Warm-ups: 143	=====	=====		
	Entry / Heat Totals:	330	48		
	Finish Time			02:11 PM	_____





Cairns Stingrays Swimming Club

2023 Long Course Transition Meet

Saturday 21st October 2023

Woree Sports & Aquatic Centre
Pool Close, Woree

Gates Open: 9:00am for a 10:00am start

Gate Entry: \$3.00 Non Competitors

Referees: supplied by FNQRSA

SESSION 1

MALE	FEMALE	DIST.	AGE	STROKE
1	2	200m	10 & 0	Free
3	4	25m	8 & U*	Breast
5	6	50m	8 & 0*	Breast
7	8	100m	8 & 0	Free
9	10	25m	8 & U*	Fly
11	12	50m	8 & 0*	Fly
13	14	100m	8 & 0	Back

SESSION 2

MALE	FEMALE	DIST.	AGE	STROKE
15	16	200m	9 & 0	IM
17	18	25m	8 & U*	Back
19	20	50m	8 & 0*	Back
21	22	100m	8 & 0	Breast
23	24	25m	8 & U*	Free
25	26	50m	8 & 0*	Free
27	28	100m	8 & 0	Fly

Please Read these Conditions of Entry

1. Age will be as at: 21 October 2023
2. All competitors must be a registered member of an affiliated SAL club or a visiting member of a FINA registered nation.
3. Rules will be the FINA rules and competition will be under the direction of the Race Referee at all times. Any protests are to be in writing accompanied by a \$100 fee and lodged with the Race Referee within 30 minutes of the completion of the event.
4. * 8yrs can enter either the 8 & Under 25m Rule Tolerances Swims or 8 & Over swims NOT BOTH
5. Results will be multi aged 8 years to 17 years & Over
6. Nominations Close on Monday 16th October 2023
7. In nominating for this meet, swimmers agree that they may be photographed and that the images may be used in publications, websites or social media sites.
8. All clubs will be notified of their time keeping duties in the final program. Time keeping positions will be allocated on the basis of the number of swimmers nominated from club entries.

All events will be by online nominations through Swim Central.

Programmes available to download from Cairns Stingrays Website and the FNQ Website.

NOMINATIONS:

(includes the \$1.50 FNQ Surcharge)


8 Yrs & U 25 m events:	\$3.50 per event
------------------------	------------------

All other individual events:	\$6.00 per event
------------------------------	------------------



Ronald
McDonald
Family
Retreat®





Cairns **Stingrays** *Swimming Club*

Menu

<i>Cheese Toastie</i>	\$4
<i>Ham & Cheese Toastie</i>	\$4.50
<i>Spaghetti Bolognese</i>	\$6
<i>Chicken & Salad Wrap</i>	\$6
<i>Sausage in Bread</i>	\$3
<i>Cakes & Slices</i>	\$1- \$3
<i>Icy Cups</i>	50c
<i>Popcorn</i>	50c

*Coffee, drinks, ice-creams, lollies and chips
are available from the kiosk*



2023 Cairns Stingrays LC Transition Meet - 21/10/2023

Meet Program

Event 1 Boys 10 & Over 200 LC Meter Freestyle

Lane	Name	Age	Team	Seed Time
------	------	-----	------	-----------

Heat 1 of 3 Finals

1	Lockyer, Logan	13	Saints	2:16.15
2	Hughes, Brady	18	Atherton	2:14.54
3	Foote, Nathan	21	Stingrays	2:08.95
4	Menzies, Bryce	17	Marlin Coast	2:02.87
5	Sorensen, Henrik	16	Tas Swimming	2:05.45
6	Hudson, Cooper	13	Marlin Coast	2:11.25
7	Rowbotham, Matthew	13	Saints	2:14.81
8	Ryder, Samuel	16	Cooktown	2:26.49

Heat 2 of 3 Finals

1	Chapman, Samuel	10	Marlin Coast	3:08.06
2	Wilson, Ulrich	12	Atherton	2:47.24
3	Bartley, Michael	15	Marlin Coast	2:32.90
4	Loveridge, Oscar	12	Marlin Coast	2:27.92
5	Oliver, Darcy	12	Stingrays	2:32.62
6	Macmillan, Carrick	13	Cooktown	2:34.64
7	Armstrong, Thomas	11	Tobruk	2:53.14
8	Kidd, Patrick	11	Malanda	3:11.20

Heat 3 of 3 Finals

3	Ryder, Cruze	12	Cooktown	NT
4	Turnbull, Noah	13	Tas Swimming	3:19.65
5	Howe, James	13	Tas Swimming	NT
6	Loveridge, Archie	10	Marlin Coast	NT

Event 2 Girls 10 & Over 200 LC Meter Freestyle

Lane	Name	Age	Team	Seed Time
------	------	-----	------	-----------

Heat 1 of 4 Finals

1	Percy, Jamie	13	Tas Swimming	2:32.53
2	Thouroude, Chantal	12	Marlin Coast	2:26.04
3	Greatorex, Sophie	14	Saints	2:24.46
4	Tottman, Summer	15	Marlin Coast	2:13.97
5	McCallum, Sophie	15	Saints	2:16.59
6	Lulham, Arabella	14	Marlin Coast	2:24.50
7	Sullivan, Claudia	14	Saints	2:30.01
8	O'Neile, Chloe	12	Marlin Coast	2:34.37

Heat 2 of 4 Finals

1	Suntsova, Elizabeth	14	Saints	2:46.39
2	Njaramba, Lisa	12	Tas Swimming	2:45.69
3	Ah Loy-Coutts, Mikayla	12	Saints	2:40.90
4	Smith, Shelby	15	Saints	2:35.51
5	Howe, Natalia	15	Tas Swimming	2:40.37
6	Sokolowski, Lylla	13	Tobruk	2:42.69
7	Cracknell, Lucy	12	Stingrays	2:45.92
8	Finlay, Florence	12	Marlin Coast	2:54.55

Heat 3 of 4 Finals

1	Ah Loy-Coutts, Madison	13	Saints	3:32.93
2	Drown, Piper	11	Tobruk	3:05.76
3	Habgood, Tully	11	Marlin Coast	2:59.04
4	Chapman, Freya	11	Marlin Coast	2:55.33
5	Hewitt, Ashley	11	Marlin Coast	2:57.12
6	Solomonides, Alice	12	Marlin Coast	3:03.19
7	Smith, India	12	Tobruk	3:12.11
8	Ford, Kaia	11	Stingrays	3:37.59

Heat 4 of 4 Finals

1	Libke, Elise	10	Stingrays	NT
2	Greenwood, Isabelle	10	Stingrays	NT
3	Page, Sienna	11	Stingrays	NT
4	Gostlow, Isabella	12	Tobruk	NT
5	Mckechnie, Hurleigh	11	Stingrays	NT
6	Kim, Se-A	10	Tas Swimming	NT
7	Bryan, Kennedy	10	Tobruk	NT

Event 3 Boys 8 & Under 25 LC Meter Breaststroke

Lane	Name	Age	Team	Seed Time
------	------	-----	------	-----------

Heat 1 of 1 Finals

2	Sly, Leon	6	Malanda	1:06.00
3	Joinbee, Elijah	7	Edge Hill	37.49
4	Greenwood, James	7	Stingrays	33.47
5	Murphy, Nash	7	Marlin Coast	35.95
6	McClellan, Oran	6	Stingrays	37.56
7	Ratcliffe, Beau	8	Edge Hill	NT

Event 4 Girls 8 & Under 25 LC Meter Breaststroke

Lane	Name	Age	Team	Seed Time
------	------	-----	------	-----------

Heat 1 of 1 Finals

3	Deldot, Elizabeth	7	Saints	43.33
4	Hoskins, Amy	8	Edge Hill	31.14
5	McClellan, Nahla	8	Stingrays	32.19
6	Savage, Ellis	7	Central Cairns	47.03

Event 5 Boys 8 & Over 50 LC Meter Breaststroke

Lane	Name	Age	Team	Seed Time
------	------	-----	------	-----------

Heat 1 of 5 Finals

1	Finlay, Fraser	14	Marlin Coast	40.29
2	De Carlo, Raiden	12	Marlin Coast	34.26
3	Milne, Nate	16	Stingrays	33.88
4	An, Albert Damin	17	Tas Swimming	29.67
5	Sorensen, Henrik	16	Tas Swimming	33.13
6	Thouroude, Nicolas	14	Marlin Coast	33.92
7	Murray, Taj	16	Marlin Coast	35.21
8	De Jong, Jaron	16	Saints	44.22

Heat 2 of 5 Finals

1	McKenzie, Logan	10	Stingrays	54.53
2	Armstrong, Thomas	11	Tobruk	51.55
3	Suntsov, Mark	12	Saints	49.87
4	Dennis, Franklin	13	Tas Swimming	46.02
5	Pickard, Jaxon	11	Stingrays	47.16
6	Murphy, Ty	10	Marlin Coast	50.32
7	Habgood, Brock	8	Marlin Coast	54.17
8	Zhou, Maxwell	11	Tas Swimming	54.56

Heat 3 of 5 Finals

1	Greenwood, Travis	8	Stingrays	1:03.76
2	Cracknell, Thomas	8	Stingrays	57.54
3	Deldot, James	11	Saints	56.37
4	Kidd, Patrick	11	Malanda	54.82
5	Chapman, Samuel	10	Marlin Coast	55.81
6	Ottone, Aiden	11	Saints	56.46
7	Brien, Charlie	11	Saints	58.11
8	Blyde, Andrew	9	Marlin Coast	1:03.84

2023 Cairns Stingrays LC Transition Meet - 21/10/2023

Meet Program

Heat 4 Finals (#5 Boys 8 & Over 50 LC Meter Breaststroke)

1	Nguyen, Collin	13	Tas Swimming	NT	___
2	Stockman, Reginald	8	Atherton	1:19.30	___
3	Sly, Camden	11	Malanda	1:10.98	___
4	Drummond -smith, Heath	10	Stingrays	1:03.92	___
5	Liu, Harry	8	Edge Hill	1:08.70	___
6	Sly, Coen	8	Malanda	1:15.13	___
7	Stewart, Daniel	8	Stingrays	1:22.25	___

Heat 5 of 5 Finals

3	McKenzie, Hayden	8	Stingrays	NT	___
4	Nguyen, Harvey	11	Tas Swimming	NT	___
5	Deldot, Thomas	9	Saints	NT	___

Event 6 Girls 8 & Over 50 LC Meter Breaststroke

Lane	Name	Age	Team	Seed Time
------	------	-----	------	-----------

Heat 1 of 6 Finals

1	Hogan, Casey	12	Central Cairns	42.98	___
2	Millar, Abbie	12	Malanda	42.01	___
3	Simms, Alice	12	Marlin Coast	41.44	___
4	Beck, Natalie	16	Stingrays	38.55	___
5	Cracknell, Lucy	12	Stingrays	38.94	___
6	Whitby, Rylee	15	Stingrays	41.93	___
7	Smith, Shelby	15	Saints	42.09	___
8	Hegamaea, Haila	12	Cooktown	44.53	___

Heat 2 of 6 Finals

1	McLeod, Kensey	12	Saints	52.52	___
2	Bryan, Kennedy	10	Tobruk	50.83	___
3	Chapman, Freya	11	Marlin Coast	50.03	___
4	Stockman, Ella	12	Atherton	45.87	___
5	Sokolowski, Lylla	13	Tobruk	47.51	___
6	Piccolo, Rianna	10	Stingrays	50.67	___
7	Drown, Piper	11	Tobruk	51.37	___
8	Rees, Matilda	11	Stingrays	52.56	___

Heat 3 of 6 Finals

1	Smith, India	12	Tobruk	56.99	___
2	Michna, Arden	11	Tobruk	55.33	___
3	McPherson, Lola	12	Marlin Coast	54.55	___
4	Tooley, Zoe	11	Tas Swimming	52.63	___
5	Miotto, Isabel	12	Stingrays	53.81	___
6	Habgood, Tully	11	Marlin Coast	54.61	___
7	Napper, Jesse	9	Tas Swimming	56.67	___
8	Pickup, Abigail	11	Tas Swimming	57.86	___

Heat 4 of 6 Finals

1	McClellan, Bella-Trez	11	Stingrays	1:00.34	___
2	Albrecht, Izabella	10	Tobruk	59.75	___
3	McLeod, Willow	12	Saints	58.10	___
4	Hegamaea, Maiika	8	Cooktown	57.89	___
5	Rigaldi, Kira	12	Stingrays	57.95	___
6	Greenwood, Isabelle	10	Stingrays	58.59	___
7	Ford, Kaia	11	Stingrays	1:00.25	___
8	McKechnie, Hurleigh	11	Stingrays	1:01.50	___

Heat 5 of 6 Finals

1	Rees, Daisy	9	Stingrays	1:05.62	___
2	De la Fonteyne, Claire	10	Stingrays	1:04.99	___
3	Coleman, Elizabeth	10	Tas Swimming	1:03.06	___
4	Yates, Savannah	11	Stingrays	1:01.80	___
5	Piccolo, Jorja	8	Stingrays	1:02.73	___
6	Stockman, Ruby	11	Atherton	1:03.90	___
7	Alden, Ada	9	Saints	1:04.99	___
8	Wilson, Indiana	9	Saints	1:08.58	___

Heat 6 of 6 Finals

1	Riseley, Mikayla	9	Marlin Coast	NT	___
2	Yet Foy, Hannah	8	Tas Swimming	1:18.19	___
3	Tan, Evelyn Grace	10	Tobruk	1:13.73	___
4	Savage, Quinn	8	Central Cairns	1:08.79	___
5	Wilce, Shelby	10	Atherton	1:12.52	___
6	Harby, Bailey	8	Tobruk	1:17.65	___
7	Lamb, Sophia	13	Edge Hill	NT	___
8	Stolk, Maddison	9	Marlin Coast	NT	___

Event 7 Boys 8 & Over 100 LC Meter Freestyle

Lane	Name	Age	Team	Seed Time
------	------	-----	------	-----------

Heat 1 of 5 Finals

1	Connors, Cooper	13	Saints	1:06.65	___
2	Hudson, Cooper	13	Marlin Coast	1:00.31	___
3	Sorensen, Henrik	16	Tas Swimming	57.20	___
4	Hughes, Brady	18	Atherton	53.98	___
5	An, Albert Damin	17	Tas Swimming	55.15	___
6	Foote, Nathan	21	Stingrays	57.58	___
7	Lockyer, Logan	13	Saints	1:03.55	___
8	Howe, James	13	Tas Swimming	1:09.53	___

Heat 2 of 5 Finals

1	Alden, Benjamin	12	Saints	1:17.45	___
2	Mittempergher, Noah	13	Marlin Coast	1:12.66	___
3	De Jong, Jaron	16	Saints	1:09.87	___
4	Bartley, Michael	15	Marlin Coast	1:09.59	___
5	Macmillan, Carrick	13	Cooktown	1:09.65	___
6	Oliver, Darcy	12	Stingrays	1:12.08	___
7	Wilson, Ulrich	12	Atherton	1:15.36	___
8	Alden, Oliver	14	Saints	1:18.76	___

Heat 3 of 5 Finals

1	Dennis, Franklin	13	Tas Swimming	1:25.96	___
2	Brien, Charlie	11	Saints	1:23.46	___
3	Kidd, Patrick	11	Malanda	1:22.01	___
4	Turnbull, Noah	13	Tas Swimming	1:20.19	___
5	Armstrong, Thomas	11	Tobruk	1:20.31	___
6	Suntsov, Mark	12	Saints	1:23.24	___
7	Murphy, Ty	10	Marlin Coast	1:23.84	___
8	Zhou, Maxwell	11	Tas Swimming	1:31.84	___

Heat 4 of 5 Finals

1	Mann, Adrian	14	Edge Hill	2:00.88	___
2	Deldot, Thomas	9	Saints	1:48.77	___
3	McKenzie, Logan	10	Stingrays	1:35.23	___
4	Ottone, Aiden	11	Saints	1:33.15	___
5	Deldot, James	11	Saints	1:34.02	___
6	Sly, Camden	11	Malanda	1:39.49	___
7	Blyde, Andrew	9	Marlin Coast	1:55.46	___
8	Stockman, Reginald	8	Atherton	2:27.29	___

Heat 5 of 5 Finals

3	Stewart, Daniel	8	Stingrays	NT	___
4	Greenwood, Travis	8	Stingrays	NT	___
5	De Silva, Ben	8	Stingrays	NT	___

2023 Cairns Stingrays LC Transition Meet - 21/10/2023

Meet Program

Event 8 Girls 8 & Over 100 LC Meter Freestyle

Lane	Name	Age	Team	Seed Time
------	------	-----	------	-----------

Heat 1 of 7 Finals

1	Thouroude, Chantal	12	Marlin Coast	1:07.59
2	Smith, Shelby	15	Saints	1:07.17
3	Lulham, Arabella	14	Marlin Coast	1:06.45
4	McCallum, Sophie	15	Saints	1:01.96
5	Hegamaea, Lakea	15	Cooktown	1:06.40
6	Percy, Jamie	13	Tas Swimming	1:06.75
7	Chen, Joanna	15	Tas Swimming	1:07.53
8	Howe, Natalia	15	Tas Swimming	1:07.67

Heat 2 of 7 Finals

1	Hegamaea, Haila	12	Cooktown	1:13.93
2	O'Neill, Chloe	12	Marlin Coast	1:10.81
3	Ah Loy-Coutts, Mikayla	12	Saints	1:09.81
4	Millar, Abbie	12	Malanda	1:08.54
5	Greenwood, Eva	11	Stingrays	1:09.79
6	Libke, Elise	10	Stingrays	1:10.34
7	Parnaby, Annabel	12	Tobruk	1:13.03
8	Sokolowski, Lylla	13	Tobruk	1:14.45

Heat 3 of 7 Finals

1	Chapman, Freya	11	Marlin Coast	1:20.77
2	McPherson, Asia	14	Marlin Coast	1:17.35
3	Dalmeyer, Eloise	12	Stingrays	1:16.01
4	Hewitt, Brooklyn	13	Marlin Coast	1:14.63
5	Simms, Alice	12	Marlin Coast	1:15.98
6	Njaramba, Lisa	12	Tas Swimming	1:16.22
7	Treloar, Natalie	12	Cooktown	1:20.39
8	Gostlow, Isabella	12	Tobruk	1:21.13

Heat 4 of 7 Finals

1	Kim, Se-A	10	Tas Swimming	1:28.32
2	Rigaldi, Kira	12	Stingrays	1:25.92
3	Hewitt, Ashley	11	Marlin Coast	1:21.33
4	Finlay, Florence	12	Marlin Coast	1:21.27
5	Lamb, Sophia	13	Edge Hill	1:21.30
6	Smith, India	12	Tobruk	1:24.77
7	McPherson, Lola	12	Marlin Coast	1:27.68
8	Bryan, Kennedy	10	Tobruk	1:28.54

Heat 5 of 7 Finals

1	Alden, Ada	9	Saints	1:36.57
2	Coleman, Elizabeth	10	Tas Swimming	1:35.78
3	Rees, Matilda	11	Stingrays	1:34.74
4	Napper, Jesse	9	Tas Swimming	1:29.17
5	Riseley, Mikayla	9	Marlin Coast	1:32.40
6	Albrecht, Izabella	10	Tobruk	1:34.79
7	Ford, Kaia	11	Stingrays	1:36.15
8	Hegamaea, Maiika	8	Cooktown	1:36.89

Heat 6 of 7 Finals

1	McClellan, Bella-Trez	11	Stingrays	1:46.46
2	Rowbotham, Aila	10	Saints	1:41.00
3	McLeod, Kensey	12	Saints	1:38.48
4	Ah Loy-Coutts, Madison	13	Saints	1:37.14
5	Miotto, Isabel	12	Stingrays	1:37.28
6	Tooley, Zoe	11	Tas Swimming	1:39.59
7	Pickup, Abigail	11	Tas Swimming	1:46.23
8	Wilce, Shelby	10	Atherton	1:48.05

Heat 7 of 7 Finals

3	Wilson, Indiana	9	Saints	2:18.33
4	McLeod, Willow	12	Saints	1:49.02
5	McKechnie, Hurleigh	11	Stingrays	1:57.28
6	Macrae, Mia	10	Marlin Coast	NT

Event 9 Boys 8 & Under 25 LC Meter Butterfly

Lane	Name	Age	Team	Seed Time
------	------	-----	------	-----------

Heat 1 of 1 Finals

1	McClellan, Oran	6	Stingrays	NT
2	McKenzie, Hayden	8	Stingrays	NT
3	Ratcliffe, Beau	8	Edge Hill	NT
4	Murphy, Nash	7	Marlin Coast	38.82
5	Sly, Leon	6	Malanda	1:07.11
6	De Silva, Ben	8	Stingrays	NT
7	Joinbee, Elijah	7	Edge Hill	NT

Event 10 Girls 8 & Under 25 LC Meter Butterfly

Lane	Name	Age	Team	Seed Time
------	------	-----	------	-----------

Heat 1 of 1 Finals

2	Savage, Ellis	7	Central Cairns	49.11
3	Piccolo, Jorja	8	Stingrays	34.32
4	Hoskins, Amy	8	Edge Hill	26.30
5	McClellan, Nahla	8	Stingrays	27.91
6	Deldot, Elizabeth	7	Saints	43.09
7	Jones, Lily-Grace	7	Stingrays	NT

Event 11 Boys 8 & Over 50 LC Meter Butterfly

Lane	Name	Age	Team	Seed Time
------	------	-----	------	-----------

Heat 1 of 5 Finals

1	Murray, Taj	16	Marlin Coast	30.67
2	Ryder, Samuel	16	Cooktown	29.08
3	Foote, Nathan	21	Stingrays	28.06
4	Loveridge, Hugo	15	Marlin Coast	27.45
5	An, Albert Damin	17	Tas Swimming	27.61
6	Oguchi, Takeru	16	Tas Swimming	28.48
7	Hughes, Brady	18	Atherton	29.40
8	Rowbotham, Matthew	13	Saints	30.74

Heat 2 of 5 Finals

1	Ryder, Cruze	12	Cooktown	39.71
2	Milne, Nate	16	Stingrays	36.70
3	De Jong, Jaron	16	Saints	36.07
4	Connors, Cooper	13	Saints	31.45
5	Finlay, Fraser	14	Marlin Coast	34.57
6	Howe, James	13	Tas Swimming	36.37
7	Wilson, Ulrich	12	Atherton	38.55
8	Pickard, Jaxon	11	Stingrays	41.10

Heat 3 of 5 Finals

1	Chapman, Samuel	10	Marlin Coast	53.03
2	Turnbull, Noah	13	Tas Swimming	50.53
3	Deldot, James	11	Saints	50.02
4	Murphy, Ty	10	Marlin Coast	47.41
5	Kidd, Patrick	11	Malanda	49.78
6	Habgood, Brock	8	Marlin Coast	50.06
7	Zhou, Maxwell	11	Tas Swimming	51.67
8	Brien, Charlie	11	Saints	53.37

2023 Cairns Stingrays LC Transition Meet - 21/10/2023

Meet Program

Heat 4 Finals (#11 Boys 8 & Over 50 LC Meter Butterfly)

1	Blyde, Andrew	9	Marlin Coast	1:20.22	___
2	Sly, Camden	11	Malanda	1:10.76	___
3	Stewart, Daniel	8	Stingrays	1:04.81	___
4	McKenzie, Logan	10	Stingrays	53.54	___
5	Ottone, Aiden	11	Saints	58.38	___
6	Deldot, Thomas	9	Saints	1:10.71	___
7	Cracknell, Thomas	8	Stingrays	1:17.68	___
8	Sly, Coen	8	Malanda	1:20.35	___

Heat 5 of 5 Finals

3	Nguyen, Harvey	11	Tas Swimming	NT	___
4	Stockman, Reginald	8	Atherton	1:25.75	___
5	Nguyen, Collin	13	Tas Swimming	NT	___
6	Liu, Harry	8	Edge Hill	NT	___

Event 12 Girls 8 & Over 50 LC Meter Butterfly

Lane	Name	Age	Team	Seed Time	
------	------	-----	------	-----------	--

Heat 1 of 6 Finals

1	Whitby, Rylee	15	Stingrays	33.92	___
2	Beck, Natalie	16	Stingrays	33.32	___
3	Graham, Lexi	15	Marlin Coast	33.23	___
4	Tottman, Summer	15	Marlin Coast	30.23	___
5	Lulham, Arabella	14	Marlin Coast	31.08	___
6	Sullivan, Claudia	14	Saints	33.28	___
7	Nona, Ellie	14	Marlin Coast	33.51	___
8	Millar, Abbie	12	Malanda	34.47	___

Heat 2 of 6 Finals

1	Smith, Shelby	15	Saints	38.06	___
2	Ah Loy-Coutts, Mikayla	12	Saints	36.85	___
3	Hegamaea, Lakea	15	Cooktown	36.11	___
4	Stewart, Madeline	13	Stingrays	34.89	___
5	Hewitt, Brooklyn	13	Marlin Coast	36.05	___
6	De la Fonteyne, Zara	12	Stingrays	36.13	___
7	Hogan, Casey	12	Central Cairns	37.51	___
8	Stockman, Ella	12	Atherton	39.88	___

Heat 3 of 6 Finals

1	Smith, India	12	Tobruk	45.23	___
2	Habgood, Tully	11	Marlin Coast	43.25	___
3	McPherson, Lola	12	Marlin Coast	42.93	___
4	Gostlow, Isabella	12	Tobruk	41.44	___
5	Simms, Alice	12	Marlin Coast	41.99	___
6	Chapman, Freya	11	Marlin Coast	42.95	___
7	Njaramba, Lisa	12	Tas Swimming	43.60	___
8	Solomonides, Alice	12	Marlin Coast	47.27	___

Heat 4 of 6 Finals

1	Michna, Arden	11	Tobruk	53.30	___
2	Kim, Se-A	10	Tas Swimming	50.97	___
3	Riseley, Mikayla	9	Marlin Coast	49.15	___
4	De la Fonteyne, Claire	10	Stingrays	47.44	___
5	Macrae, Mia	10	Marlin Coast	47.89	___
6	Drown, Piper	11	Tobruk	50.60	___
7	Ah Loy-Coutts, Madison	13	Saints	52.32	___
8	Coleman, Elizabeth	10	Tas Swimming	55.11	___

Heat 5 of 6 Finals

1	Napper, Jesse	9	Tas Swimming	59.12	___
2	Alden, Ada	9	Saints	57.06	___
3	Rigaldi, Kira	12	Stingrays	56.54	___
4	McLeod, Kensey	12	Saints	55.64	___
5	Bryan, Kennedy	10	Tobruk	56.11	___
6	Piccolo, Rianna	10	Stingrays	56.85	___
7	Ford, Kaia	11	Stingrays	57.18	___
8	Mckechnie, Hurleigh	11	Stingrays	59.43	___

Heat 6 of 6 Finals

1	Lamb, Sophia	13	Edge Hill	NT	___
2	Yet Foy, Hannah	8	Tas Swimming	1:09.05	___
3	Stockman, Ruby	11	Atherton	1:01.72	___
4	Savage, Quinn	8	Central Cairns	59.69	___
5	Albrecht, Izabella	10	Tobruk	1:01.26	___
6	McClellan, Bella-Trez	11	Stingrays	1:01.75	___
7	Harby, Bailey	8	Tobruk	1:24.81	___
8	Tan, Evelyn Grace	10	Tobruk	NT	___

Event 13 Boys 8 & Over 100 LC Meter Backstroke

Lane	Name	Age	Team	Seed Time	
------	------	-----	------	-----------	--

Heat 1 of 3 Finals

1	Laitinen, Jack	10	Tobruk	1:35.20	___
2	Oliver, Darcy	12	Stingrays	1:25.01	___
3	Lowrey, Joshua	15	Central Cairns	1:16.43	___
4	Oguchi, Takeru	16	Tas Swimming	1:09.40	___
5	Lockyer, Logan	13	Saints	1:12.53	___
6	Mittempergher, Noah	13	Marlin Coast	1:21.35	___
7	Turnbull, Noah	13	Tas Swimming	1:29.51	___
8	Alden, Benjamin	12	Saints	1:36.11	___

Heat 2 of 3 Finals

1	Suntsov, Mark	12	Saints	1:58.73	___
2	Deldot, James	11	Saints	1:49.05	___
3	Murphy, Ty	10	Marlin Coast	1:41.68	___
4	Alden, Oliver	14	Saints	1:39.40	___
5	Zhou, Maxwell	11	Tas Swimming	1:40.82	___
6	Drummond-smith, Heath	10	Stingrays	1:47.62	___
7	McKenzie, Logan	10	Stingrays	1:51.48	___

Heat 3 of 3 Finals

3	Deldot, Thomas	9	Saints	NT	___
4	Sly, Camden	11	Malanda	2:03.82	___
5	Blyde, Andrew	9	Marlin Coast	2:11.37	___

Event 14 Girls 8 & Over 100 LC Meter Backstroke

Lane	Name	Age	Team	Seed Time	
------	------	-----	------	-----------	--

Heat 1 of 4 Finals

1	Hewitt, Brooklyn	13	Marlin Coast	1:23.93	___
2	Howe, Natalia	15	Tas Swimming	1:23.03	___
3	Vickers, Emily	14	Marlin Coast	1:12.16	___
4	Greatorex, Sophie	14	Saints	1:10.12	___
5	Graham, Hayley	17	Marlin Coast	1:11.12	___
6	Chen, Joanna	15	Tas Swimming	1:15.75	___
7	Percy, Jamie	13	Tas Swimming	1:23.52	___
8	Suntsova, Elizabeth	14	Saints	1:24.04	___

2023 Cairns Stingrays LC Transition Meet - 21/10/2023

Meet Program

Heat 2 Finals (#14 Girls 8 & Over 100 LC Meter Backstroke)

1	Rigaldi, Kira	12	Stingrays	1:32.11	___
2	Dalmeyer, Eloise	12	Stingrays	1:31.34	___
3	Treloar, Natalie	12	Cooktown	1:30.01	___
4	Molina, Jay	16	Marlin Coast	1:26.01	___
5	Sokolowski, Lylla	13	Tobruk	1:28.55	___
6	Ah Loy-Coutts, Mikayla	12	Saints	1:31.27	___
7	Libke, Elise	10	Stingrays	1:32.07	___
8	De la Fonteyne, Zara	12	Stingrays	1:33.39	___

Heat 3 of 4 Finals

1	Pickup, Abigail	11	Tas Swimming	1:49.18	___
2	Napper, Jesse	9	Tas Swimming	1:47.44	___
3	Solomonides, Alice	12	Marlin Coast	1:44.54	___
4	McPherson, Asia	14	Marlin Coast	1:35.02	___
5	Smith, India	12	Tobruk	1:42.28	___
6	Coleman, Elizabeth	10	Tas Swimming	1:47.21	___
7	Tooley, Zoe	11	Tas Swimming	1:49.17	___
8	Kim, Se-A	10	Tas Swimming	1:54.73	___

Heat 4 of 4 Finals

3	Hegamaea, Maiika	8	Cooktown	NT	___
4	Ah Loy-Coutts, Madison	13	Saints	NT	___
5	Rowbotham, Aila	10	Saints	NT	___

Event 15 Boys 9 & Over 200 LC Meter IM

Lane	Name	Age	Team	Seed Time
------	------	-----	------	-----------

Heat 1 of 3 Finals

1	Finlay, Fraser	14	Marlin Coast	2:40.24	___
2	Rowbotham, Matthew	13	Saints	2:36.30	___
3	Sorensen, Henrik	16	Tas Swimming	2:22.20	___
4	An, Albert Damin	17	Tas Swimming	2:10.44	___
5	Loveridge, Hugo	15	Marlin Coast	2:21.49	___
6	Foote, Nathan	21	Stingrays	2:26.25	___
7	Lockyer, Logan	13	Saints	2:39.29	___
8	Bartley, Michael	15	Marlin Coast	3:03.14	___

Heat 2 of 3 Finals

1	McKenzie, Logan	10	Stingrays	3:59.76	___
2	Pickard, Jaxon	11	Stingrays	3:51.29	___
3	Kidd, Patrick	11	Malanda	3:37.56	___
4	Loveridge, Archie	10	Marlin Coast	3:29.40	___
5	Murphy, Ty	10	Marlin Coast	3:35.08	___
6	Chapman, Samuel	10	Marlin Coast	3:39.12	___
7	Oliver, Darcy	12	Stingrays	3:54.68	___
8	Howe, James	13	Tas Swimming	NT	___

Heat 3 of 3 Finals

3	Zhou, Maxwell	11	Tas Swimming	NT	___
4	Nguyen, Collin	13	Tas Swimming	NT	___
5	Nguyen, Harvey	11	Tas Swimming	NT	___
6	Laitinen, Jack	10	Tobruk	NT	___

Event 16 Girls 9 & Over 200 LC Meter IM

Lane	Name	Age	Team	Seed Time
------	------	-----	------	-----------

Heat 1 of 4 Finals

1	Cracknell, Lucy	12	Stingrays	2:52.82	___
2	Stewart, Madeline	13	Stingrays	2:47.96	___
3	Graham, Lexi	15	Marlin Coast	2:41.14	___
4	Greatorex, Sophie	14	Saints	2:34.26	___
5	McCallum, Sophie	15	Saints	2:39.29	___
6	Sullivan, Claudia	14	Saints	2:47.75	___
7	Lulham, Arabella	14	Marlin Coast	2:50.76	___
8	Millar, Abbie	12	Malanda	2:52.93	___

Heat 2 of 4 Finals

1	Njaramba, Lisa	12	Tas Swimming	3:23.28	___
2	Chapman, Freya	11	Marlin Coast	3:11.36	___
3	Hogan, Casey	12	Central Cairns	3:04.32	___
4	Molina, Jay	16	Marlin Coast	3:01.23	___
5	Hegamaea, Haila	12	Cooktown	3:04.19	___
6	Libke, Elise	10	Stingrays	3:10.48	___
7	McPherson, Asia	14	Marlin Coast	3:20.87	___
8	Stockman, Ella	12	Atherton	3:24.02	___

Heat 3 of 4 Finals

1	Pickup, Abigail	11	Tas Swimming	4:00.78	___
2	Napper, Jesse	9	Tas Swimming	3:51.69	___
3	Smith, India	12	Tobruk	3:43.16	___
4	Solomonides, Alice	12	Marlin Coast	3:28.19	___
5	Habgood, Tully	11	Marlin Coast	3:35.70	___
6	Dalmeyer, Eloise	12	Stingrays	3:49.21	___
7	Kim, Se-A	10	Tas Swimming	3:51.83	___
8	Yates, Savannah	11	Stingrays	4:19.92	___

Heat 4 of 4 Finals

2	Coleman, Elizabeth	10	Tas Swimming	NT	___
3	Tooley, Zoe	11	Tas Swimming	NT	___
4	Stockman, Ruby	11	Atherton	4:25.31	___
5	McLeod, Kensey	12	Saints	NT	___
6	Mckechnie, Hurleigh	11	Stingrays	NT	___

Event 17 Boys 8 & Under 25 LC Meter Backstroke

Lane	Name	Age	Team	Seed Time
------	------	-----	------	-----------

Heat 1 of 1 Finals

2	Sly, Leon	6	Malanda	38.89	___
3	Joinbee, Elijah	7	Edge Hill	32.58	___
4	Murphy, Nash	7	Marlin Coast	30.48	___
5	McClellan, Oran	6	Stingrays	32.19	___
6	Stewart, Daniel	8	Stingrays	34.16	___
7	Ratcliffe, Beau	8	Edge Hill	NT	___

Event 18 Girls 8 & Under 25 LC Meter Backstroke

Lane	Name	Age	Team	Seed Time
------	------	-----	------	-----------

Heat 1 of 1 Finals

3	Deldot, Elizabeth	7	Saints	36.80	___
4	Hoskins, Amy	8	Edge Hill	28.72	___
5	Piccolo, Jorja	8	Stingrays	31.99	___
6	Jones, Lily-Grace	7	Stingrays	38.39	___

Event 19 Boys 8 & Over 50 LC Meter Backstroke

Lane	Name	Age	Team	Seed Time
------	------	-----	------	-----------

Heat 1 of 5 Finals

1	Mittempergher, Noah	13	Marlin Coast	37.12	___
2	Lowrey, Joshua	15	Central Cairns	34.40	___
3	Oguchi, Takeru	16	Tas Swimming	32.54	___
4	Ryder, Samuel	16	Cooktown	30.31	___
5	Rowbotham, Matthew	13	Saints	32.00	___
6	Murray, Taj	16	Marlin Coast	32.74	___
7	Macmillan, Carrick	13	Cooktown	37.06	___
8	Howe, James	13	Tas Swimming	37.74	___

2023 Cairns Stingrays LC Transition Meet - 21/10/2023

Meet Program

Heat 2 Finals (#19 Boys 8 & Over 50 LC Meter Backstroke)

1	Zhou, Maxwell	11	Tas Swimming	46.14	___
2	Laitinen, Jack	10	Tobruk	42.85	___
3	Ryder, Cruze	12	Cooktown	41.12	___
4	Turnbull, Noah	13	Tas Swimming	39.96	___
5	Oliver, Darcy	12	Stingrays	40.08	___
6	Wilson, Ulrich	12	Atherton	42.06	___
7	Murphy, Ty	10	Marlin Coast	45.61	___
8	Kidd, Patrick	11	Malanda	47.26	___

Heat 3 of 5 Finals

1	Blyde, Andrew	9	Marlin Coast	57.58	___
2	Ottone, Aiden	11	Saints	52.18	___
3	McKenzie, Logan	10	Stingrays	49.43	___
4	Brien, Charlie	11	Saints	48.49	___
5	Drummond -smith, Heath	10	Stingrays	48.94	___
6	Deldot, James	11	Saints	50.03	___
7	Habgood, Brock	8	Marlin Coast	53.21	___
8	Deldot, Thomas	9	Saints	58.80	___

Heat 4 of 5 Finals

2	Mann, Adrian	14	Edge Hill	1:12.53	___
3	Cracknell, Thomas	8	Stingrays	1:04.72	___
4	Sly, Coen	8	Malanda	1:01.57	___
5	Liu, Harry	8	Edge Hill	1:04.35	___
6	Stockman, Reginald	8	Atherton	1:12.53	___
7	Nguyen, Collin	13	Tas Swimming	NT	___

Heat 5 of 5 Finals

3	McKenzie, Hayden	8	Stingrays	NT	___
4	Nguyen, Harvey	11	Tas Swimming	NT	___
5	De Silva, Ben	8	Stingrays	NT	___

Event 20 Girls 8 & Over 50 LC Meter Backstroke

Lane	Name	Age	Team	Seed Time
------	------	-----	------	-----------

Heat 1 of 6 Finals

1	Percy, Jamie	13	Tas Swimming	37.95	___
2	Howe, Natalia	15	Tas Swimming	36.97	___
3	Chen, Joanna	15	Tas Swimming	34.79	___
4	Vickers, Emily	14	Marlin Coast	32.04	___
5	Graham, Hayley	17	Marlin Coast	33.84	___
6	Whitby, Rylee	15	Stingrays	36.53	___
7	Hewitt, Brooklyn	13	Marlin Coast	37.24	___
8	Beck, Natalie	16	Stingrays	38.27	___

Heat 2 of 6 Finals

1	Ah Loy-Coutts, Mikayla	12	Saints	44.39	___
2	Sokolowski, Lylla	13	Tobruk	41.16	___
3	Gostlow, Isabella	12	Tobruk	40.28	___
4	Molina, Jay	16	Marlin Coast	38.72	___
5	Hogan, Casey	12	Central Cairns	39.52	___
6	Treloar, Natalie	12	Cooktown	40.56	___
7	Stockman, Ella	12	Atherton	41.54	___
8	Smith, India	12	Tobruk	44.89	___

Heat 3 of 6 Finals

1	McClellan, Bella-Trez	11	Stingrays	48.92	___
2	Pickup, Abigail	11	Tas Swimming	48.76	___
3	Michna, Arden	11	Tobruk	47.83	___
4	Riseley, Mikayla	9	Marlin Coast	46.26	___
5	Drown, Piper	11	Tobruk	46.70	___
6	McPherson, Lola	12	Marlin Coast	48.32	___
7	Tooley, Zoe	11	Tas Swimming	48.83	___
8	Kim, Se-A	10	Tas Swimming	49.13	___

Heat 4 of 6 Finals

1	Bryan, Kennedy	10	Tobruk	52.21	___
2	Tan, Evelyn Grace	10	Tobruk	50.64	___
3	Napper, Jesse	9	Tas Swimming	50.34	___
4	Habgood, Tully	11	Marlin Coast	49.63	___
5	McLeod, Kensey	12	Saints	49.79	___
6	De la Fonteyne, Claire	10	Stingrays	50.46	___
7	Coleman, Elizabeth	10	Tas Swimming	51.12	___
8	Oliver, Ella	10	Stingrays	53.25	___

Heat 5 of 6 Finals

1	Yates, Savannah	11	Stingrays	59.34	___
2	Ford, Kaia	11	Stingrays	57.27	___
3	Albrecht, Izabella	10	Tobruk	55.40	___
4	Ah Loy-Coutts, Madison	13	Saints	53.65	___
5	Stockman, Ruby	11	Atherton	53.85	___
6	Yet Foy, Hannah	8	Tas Swimming	56.71	___
7	Alden, Ada	9	Saints	58.07	___
8	Wilce, Shelby	10	Atherton	59.87	___

Heat 6 of 6 Finals

1	McLeod, Willow	12	Saints	NT	___
2	Yang, Keira	8	Edge Hill	1:18.58	___
3	Harby, Bailey	8	Tobruk	1:09.23	___
4	Wilson, Indiana	9	Saints	1:01.14	___
5	McClellan, Nahla	8	Stingrays	1:01.65	___
6	Stolk, Maddison	9	Marlin Coast	1:11.40	___
7	Lamb, Sophia	13	Edge Hill	NT	___
8	Mckechnie, Hurleigh	11	Stingrays	NT	___

Event 21 Boys 8 & Over 100 LC Meter Breaststroke

Lane	Name	Age	Team	Seed Time
------	------	-----	------	-----------

Heat 1 of 4 Finals

1	Finlay, Fraser	14	Marlin Coast	1:30.62	___
2	Foote, Nathan	21	Stingrays	1:16.94	___
3	Hughes, Brady	18	Atherton	1:14.03	___
4	An, Albert Damin	17	Tas Swimming	1:04.68	___
5	Sorensen, Henrik	16	Tas Swimming	1:12.77	___
6	Thouroude, Nicolas	14	Marlin Coast	1:16.35	___
7	De Carlo, Raiden	12	Marlin Coast	1:18.68	___
8	De Jong, Jaron	16	Saints	1:36.70	___

Heat 2 of 4 Finals

1	Alden, Benjamin	12	Saints	1:56.05	___
2	Murphy, Ty	10	Marlin Coast	1:51.24	___
3	Pickard, Jaxon	11	Stingrays	1:46.27	___
4	Howe, James	13	Tas Swimming	1:44.50	___
5	Dennis, Franklin	13	Tas Swimming	1:45.61	___
6	Alden, Oliver	14	Saints	1:50.90	___
7	Armstrong, Thomas	11	Tobruk	1:54.17	___
8	McKenzie, Logan	10	Stingrays	2:01.11	___

Heat 3 of 4 Finals

1	Nguyen, Collin	13	Tas Swimming	NT	___
2	Blyde, Andrew	9	Marlin Coast	2:15.78	___
3	Zhou, Maxwell	11	Tas Swimming	2:10.84	___
4	Deldot, James	11	Saints	2:06.41	___
5	Chapman, Samuel	10	Marlin Coast	2:09.20	___
6	Deldot, Thomas	9	Saints	2:11.80	___
7	Laitinen, Jack	10	Tobruk	2:22.79	___

Heat 4 of 4 Finals

3	De Silva, Ben	8	Stingrays	NT	___
4	Nguyen, Harvey	11	Tas Swimming	NT	___
5	Habgood, Brock	8	Marlin Coast	NT	___

2023 Cairns Stingrays LC Transition Meet - 21/10/2023

Meet Program

Event 22 Girls 8 & Over 100 LC Meter Breaststroke

Lane	Name	Age	Team	Seed Time
------	------	-----	------	-----------

Heat 1 of 4 Finals

1	Hogan, Casey	12	Central Cairns	1:34.59	___
2	Page, Sienna	11	Stingrays	1:34.34	___
3	Millar, Abbie	12	Malanda	1:31.40	___
4	Graham, Lexi	15	Marlin Coast	1:22.59	___
5	Simms, Alice	12	Marlin Coast	1:30.96	___
6	Smith, Shelby	15	Saints	1:32.79	___
7	Libke, Elise	10	Stingrays	1:34.53	___
8	Hegamaea, Haila	12	Cooktown	1:36.38	___

Heat 2 of 4 Finals

1	McPherson, Asia	14	Marlin Coast	1:53.77	___
2	McLeod, Kensey	12	Saints	1:52.75	___
3	Chapman, Freya	11	Marlin Coast	1:51.14	___
4	Dalmeyer, Eloise	12	Stingrays	1:39.88	___
5	Ah Loy-Coutts, Mikayla	12	Saints	1:43.69	___
6	Treloar, Natalie	12	Cooktown	1:51.48	___
7	Hewitt, Ashley	11	Marlin Coast	1:53.25	___
8	Macrae, Mia	10	Marlin Coast	1:53.83	___

Heat 3 of 4 Finals

1	Pickup, Abigail	11	Tas Swimming	2:03.90	___
2	Tooley, Zoe	11	Tas Swimming	1:58.39	___
3	Napper, Jesse	9	Tas Swimming	1:56.12	___
4	Kim, Se-A	10	Tas Swimming	1:54.46	___
5	Piccolo, Rianna	10	Stingrays	1:54.74	___
6	Finlay, Florence	12	Marlin Coast	1:56.13	___
7	Miotto, Isabel	12	Stingrays	2:00.53	___
8	McLeod, Willow	12	Saints	2:06.08	___

Heat 4 of 4 Finals

2	Wilson, Indiana	9	Saints	2:32.91	___
3	Hegamaea, Maiika	8	Cooktown	2:11.23	___
4	Oliver, Ella	10	Stingrays	2:09.77	___
5	Ford, Kaia	11	Stingrays	2:10.57	___
6	Ah Loy-Coutts, Madison	13	Saints	2:16.76	___

Event 23 Boys 8 & Under 25 LC Meter Freestyle

Lane	Name	Age	Team	Seed Time
------	------	-----	------	-----------

Heat 1 of 1 Finals

2	Ratcliffe, Beau	8	Edge Hill	NT	___
3	McClellan, Oran	6	Stingrays	29.47	___
4	Murphy, Nash	7	Marlin Coast	23.00	___
5	Joinbee, Elijah	7	Edge Hill	23.76	___
6	Sly, Leon	6	Malanda	49.23	___

Event 24 Girls 8 & Under 25 LC Meter Freestyle

Lane	Name	Age	Team	Seed Time
------	------	-----	------	-----------

Heat 1 of 1 Finals

3	Jones, Lily-Grace	7	Stingrays	35.36	___
4	Hoskins, Amy	8	Edge Hill	22.74	___
5	Deldot, Elizabeth	7	Saints	28.75	___

Event 25 Boys 8 & Over 50 LC Meter Freestyle

Lane	Name	Age	Team	Seed Time
------	------	-----	------	-----------

Heat 1 of 6 Finals

1	Connors, Cooper	13	Saints	28.53	___
2	Lowrey, Joshua	15	Central Cairns	27.43	___
3	Oguchi, Takeru	16	Tas Swimming	26.86	___
4	Hughes, Brady	18	Atherton	24.22	___
5	Sorensen, Henrik	16	Tas Swimming	26.25	___
6	Ryder, Samuel	16	Cooktown	27.33	___
7	Milne, Nate	16	Stingrays	28.28	___
8	Howe, James	13	Tas Swimming	31.53	___

Heat 2 of 6 Finals

1	Wilson, Ulrich	12	Atherton	34.45	___
2	Mittempergher, Noah	13	Marlin Coast	33.07	___
3	Dennis, Franklin	13	Tas Swimming	32.79	___
4	Macmillan, Carrick	13	Cooktown	31.81	___
5	De Jong, Jaron	16	Saints	32.31	___
6	Oliver, Darcy	12	Stingrays	32.89	___
7	Alden, Benjamin	12	Saints	33.85	___
8	Ryder, Cruze	12	Cooktown	34.85	___

Heat 3 of 6 Finals

1	Laitinen, Jack	10	Tobruk	36.92	___
2	Pickard, Jaxon	11	Stingrays	36.11	___
3	Loveridge, Archie	10	Marlin Coast	35.47	___
4	Armstrong, Thomas	11	Tobruk	35.24	___
5	Turnbull, Noah	13	Tas Swimming	35.32	___
6	Chapman, Samuel	10	Marlin Coast	35.92	___
7	Murphy, Ty	10	Marlin Coast	36.35	___
8	Kidd, Patrick	11	Malanda	37.27	___

Heat 4 of 6 Finals

1	Drummond -smith, Heath	10	Stingrays	44.07	___
2	McKenzie, Logan	10	Stingrays	40.81	___
3	Deldot, James	11	Saints	38.58	___
4	Brien, Charlie	11	Saints	37.56	___
5	Zhou, Maxwell	11	Tas Swimming	38.41	___
6	Ottone, Aiden	11	Saints	39.90	___
7	Habgood, Brock	8	Marlin Coast	41.38	___
8	Deldot, Thomas	9	Saints	45.24	___

Heat 5 of 6 Finals

1	Stewart, Daniel	8	Stingrays	57.85	___
2	Stockman, Reginald	8	Atherton	54.19	___
3	Cracknell, Thomas	8	Stingrays	50.60	___
4	Blyde, Andrew	9	Marlin Coast	48.71	___
5	Sly, Coen	8	Malanda	49.66	___
6	Liu, Harry	8	Edge Hill	53.56	___
7	Mann, Adrian	14	Edge Hill	55.84	___
8	Joinbee, Malakai	9	Edge Hill	1:16.07	___

Heat 6 of 6 Finals

3	McKenzie, Hayden	8	Stingrays	NT	___
4	Nguyen, Collin	13	Tas Swimming	NT	___
5	Nguyen, Harvey	11	Tas Swimming	NT	___

2023 Cairns Stingrays LC Transition Meet - 21/10/2023

Meet Program

Event 26 Girls 8 & Over 50 LC Meter Freestyle

Lane	Name	Age	Team	Seed Time
------	------	-----	------	-----------

Heat 1 of 8 Finals

1	Chen, Joanna	15	Tas Swimming	30.43
2	Smith, Shelby	15	Saints	30.24
3	Whitby, Rylee	15	Stingrays	29.84
4	McCallum, Sophie	15	Saints	27.96
5	Hegamaea, Lakea	15	Cooktown	29.60
6	Nona, Ellie	14	Marlin Coast	30.00
7	Percy, Jamie	13	Tas Swimming	30.41
8	Beck, Natalie	16	Stingrays	30.56

Heat 2 of 8 Finals

1	Ah Loy-Coutts, Mikayla	12	Saints	32.76
2	Parnaby, Annabel	12	Tobruk	32.39
3	Libke, Elise	10	Stingrays	31.64
4	Howe, Natalia	15	Tas Swimming	30.79
5	Millar, Abbie	12	Malanda	31.24
6	Hegamaea, Haila	12	Cooktown	31.68
7	O'Neile, Chloe	12	Marlin Coast	32.54
8	Hogan, Casey	12	Central Cairns	33.03

Heat 3 of 8 Finals

1	Finlay, Florence	12	Marlin Coast	36.62
2	Stockman, Ella	12	Atherton	34.81
3	Njaramba, Lisa	12	Tas Swimming	34.45
4	Sokolowski, Lylla	13	Tobruk	33.46
5	Gostlow, Isabella	12	Tobruk	34.00
6	McPherson, Asia	14	Marlin Coast	34.80
7	Hewitt, Ashley	11	Marlin Coast	35.84
8	Habgood, Tully	11	Marlin Coast	36.70

Heat 4 of 8 Finals

1	Tooley, Zoe	11	Tas Swimming	39.04
2	Macrae, Mia	10	Marlin Coast	38.28
3	Bryan, Kennedy	10	Tobruk	37.87
4	Smith, India	12	Tobruk	37.16
5	Drown, Piper	11	Tobruk	37.31
6	Piccolo, Rianna	10	Stingrays	38.04
7	McPherson, Lola	12	Marlin Coast	38.43
8	McClellan, Bella-Trez	11	Stingrays	39.67

Heat 5 of 8 Finals

1	Alden, Ada	9	Saints	41.44
2	Napper, Jesse	9	Tas Swimming	40.60
3	Riseley, Mikayla	9	Marlin Coast	39.87
4	Hegamaea, Maiika	8	Cooktown	39.83
5	Kim, Se-A	10	Tas Swimming	39.84
6	Michna, Arden	11	Tobruk	40.04
7	Stockman, Ruby	11	Atherton	41.32
8	Tan, Evelyn Grace	10	Tobruk	41.44

Heat 6 of 8 Finals

1	Coleman, Elizabeth	10	Tas Swimming	42.81
2	Wilce, Shelby	10	Atherton	42.69
3	Ah Loy-Coutts, Madison	13	Saints	42.02
4	Miotto, Isabel	12	Stingrays	41.54
5	Yates, Savannah	11	Stingrays	41.89
6	McLeod, Kensey	12	Saints	42.66
7	Oliver, Ella	10	Stingrays	42.74
8	Albrecht, Izabella	10	Tobruk	42.94

Heat 7 of 8 Finals

1	Harby, Bailey	8	Tobruk	51.57
2	McKechnie, Hurleigh	11	Stingrays	47.70
3	Pickup, Abigail	11	Tas Swimming	45.97
4	De la Fonteyne, Claire	10	Stingrays	43.19
5	Ford, Kaia	11	Stingrays	43.26
6	McLeod, Willow	12	Saints	46.93
7	Wilson, Indiana	9	Saints	50.50
8	McClellan, Nahla	8	Stingrays	53.26

Heat 8 of 8 Finals

2	Lamb, Sophia	13	Edge Hill	NT
3	Stolk, Maddison	9	Marlin Coast	59.56
4	Piccolo, Jorja	8	Stingrays	54.12
5	Yet Foy, Hannah	8	Tas Swimming	55.50
6	Yang, Keira	8	Edge Hill	1:14.88

Event 27 Boys 8 & Over 100 LC Meter Butterfly

Lane	Name	Age	Team	Seed Time
------	------	-----	------	-----------

Heat 1 of 2 Finals

1	Finlay, Fraser	14	Marlin Coast	1:19.20
2	Rowbotham, Matthew	13	Saints	1:09.20
3	Oguchi, Takeru	16	Tas Swimming	1:04.39
4	An, Albert Damin	17	Tas Swimming	1:00.66
5	Loveridge, Hugo	15	Marlin Coast	1:00.73
6	Foote, Nathan	21	Stingrays	1:04.81
7	Loveridge, Oscar	12	Marlin Coast	1:18.11
8	Alden, Oliver	14	Saints	1:41.36

Heat 2 of 2 Finals

3	McKenzie, Logan	10	Stingrays	NT
4	Alden, Benjamin	12	Saints	1:49.15
5	Connors, Cooper	13	Saints	NT

Event 28 Girls 8 & Over 100 LC Meter Butterfly

Lane	Name	Age	Team	Seed Time
------	------	-----	------	-----------

Heat 1 of 2 Finals

1	Dalmeyer, Eloise	12	Stingrays	1:35.83
2	De la Fonteyne, Zara	12	Stingrays	1:28.13
3	Thouroude, Chantal	12	Marlin Coast	1:19.00
4	Lulham, Arabella	14	Marlin Coast	1:10.39
5	Sullivan, Claudia	14	Saints	1:13.91
6	Ah Loy-Coutts, Mikayla	12	Saints	1:23.34
7	Libke, Elise	10	Stingrays	1:29.25
8	Chapman, Freya	11	Marlin Coast	1:37.91

Heat 2 of 2 Finals

3	Ah Loy-Coutts, Madison	13	Saints	NT
4	Treloar, Natalie	12	Cooktown	1:44.19
5	Solomonides, Alice	12	Marlin Coast	1:52.00
6	Wilce, Shelby	10	Atherton	NT