




Transition Long Course Meet Saturday 17th August



CENTRAL CAIRNS SWIMMING CLUB



Elements Air, Dig'n'Dump & Zarraffa's

Transition Long Course Meet

Saturday 17th August 2024

TAS Aquatic Centre



PUTTING YOU IN YOUR ELEMENT



0448 592 007

Central Cairns Swimming Transition Meet: 10.30am warm up for 12.00pm start

M	F	Age	Distance	Stroke
1	2	12 & Over	200	Free
3	4	OPEN	50	Fly
5	6	10 & under	25	Fly
7	8	10 & over	100	Breaststroke
9	10	12 & over	200	Fly
11	12	OPEN	50	Back
13	14	10 & under	25	Back
15	16	10 & over	100	Fly
17	18	12 & over	200	Breaststroke
Break – 30 mins				
19 MIXED		8 & Over	4 x 50	Medley Relay
20	21	OPEN	50	Breaststroke
22	23	10 & Under	25	Breaststroke
24	25	8 & Over	100	Free
26	27	12 & Over	200	Back
28	29	OPEN	50	Free
30	31	10 & Under	25	Free
32	33	10 & Over	100	Back
34	35	12 & Over	200	Individual Medley

Conditions and Entry Information

1. The meet will be conducted under the rules of FINA and By-laws of Swimming Australia (SAL) and Swimming Qld (SQ).
2. All decisions taken will be at the discretion of the Chief Referee of the day.
3. All competitors must be Swimming Qld registered competitive swimmers.
4. All Swimming Qld Rules, SAL and FINA Swimming Rules will apply at this meet.
5. Age shall be as on 17th August 2024.
6. Relays will be organised on the day and FREE.
7. Meet programs will be available on the FNQ website. NO programs will be available at the gate.
8. In nominating for this meet, swimmers agree that they may be photographed and that the images may be used in publications, websites or social media sites.
9. Spectator entry: \$3 per adult

Nominations Close Monday 12th August 2024

VIA SWIM CENTRAL

Nomination Fee \$6.00 per event / Relays Free

10 Years & Under 25m events - \$2 per event

Email: centralcairnsswimming@gmail.com

Contact: Sarina Andronicus 0425 273 248



CENTRAL CAIRNS SWIMMING CLUB

Elements Air, Dig'n'Dump & Zarraffa's



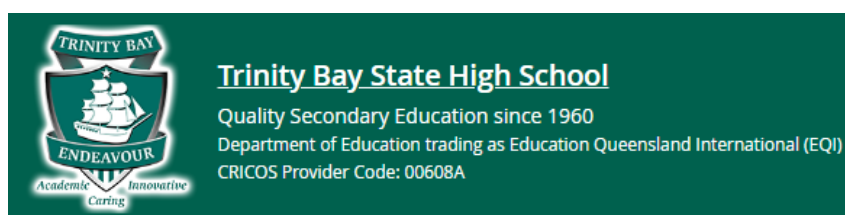
ACKNOWLEDGEMENTS

Central Cairns Swimming gratefully acknowledge the continued contribution, assistance and support from the FNQRSA committee and Officials. Sincere thanks to the families of the swimmers who have given up time for various timekeeping duties over the weekend. Also, thanks to the TAS Aquatic Centre and to the members of Central Cairns Swimming for all their work behind the scenes.

A special thanks to Alice Foote & Deb Telford for assisting Central Cairns Swimming to ensure the smooth running of our meet.

Central Cairns Swimming Coaches and Trinity Bay High

Central Cairns Swimming would like to acknowledge the support and professional guidance provided by the staff of Herbs Training and the wonderful support of the Trinity Bay State High School.



COMPETING CLUBS

		Team List		
	Team	Female	Male	Total Athletes
1	ATHER Atherton SC Inc	3	1	4
2	SRAYS Cairns Stingrays SC Inc	6	1	7
3	CENCA Central Cairns Swimming Inc	18	10	28
4	COFH Coffs Harbour Swimming Club	1	1	2
5	EDGE Edge Hill SC Inc	9	8	17
6	HERBE Herbert River Asc Inc	1	0	1
7	LIGHT Lightning SC Inc	1	2	3
8	MALAN Malanda Aquatic Dragons	0	1	1
9	MAREE Mareeba SC Inc	2	0	2
10	MARLI Marlin Coast SC Inc	14	14	28
11	SAINT Saints SC Inc	8	10	18
12	TASSC Tas Swimming Incorporated	18	4	22
13	TOBSC Tobruk Swim Club Incorporated	13	5	18
		94	57	151

Central Cairns Swimming Club welcomes and thanks all clubs for their support of our carnival.

ENTRY

Entry is \$3 per spectator (swimmers, coaches and technical officials are free)

CASH AND CREDIT CARD FACILITIES AVAILABLE

TIMEKEEPING LANE ALLOCATIONS

Central Cairns Swimming has made every effort to distribute timekeeping evenly. This carnival will be run with 2 timekeepers allocated per lane. For those clubs sharing a timekeeping lane, please organise amongst yourselves.

If you have any concerns please approach the Chief Timekeeper

<u>LANE 1</u>	<u>LANE 2</u>	<u>LANE 3</u>	<u>LANE 4</u>	<u>LANE 5</u>	<u>LANE 6</u>	<u>LANE 7</u>	<u>LANE 8</u>
TAS	TOBRUK	MARLIN/ TAS	CENTRALS	SAINTS	MARLIN COAST	EDGE HILL	ATHERTON, MAREEBA/ STINGRAYS
TAS	TOBRUK	MARLIN/ SAINTS	CENTRALS	SAINTS	MARLIN COAST	EDGE HILL	EDGE HILL/ TOBRUK

NOTE: Timekeeping is a crucial part of swimming meets. Each club has been allocated timekeeping duties based on entries and officials volunteering from clubs. Please ensure that where you have been allocated a lane for timekeeping that you undertake these shared duties. We thank all clubs for fulfilling their timekeeping positions.

Technical Officials

A very big THANK YOU to all the technical officials and referees for helping to officiate at our carnival. This event would not be possible without them.

THANK YOU!



WARM-UP PROCEDURES

Coaches shall co-operate by giving competitor the best opportunity possible to prepare for his/her event.

Warm-ups for the heat sessions will commence at 10:30am and conclude at 11.45am.

At the conclusion of the warm-up period, coaches shall co-operate by having their team members leave pool promptly when requested to do so. In the interest of the competitor's safety, the following pool procedures must be observed throughout the warm-up periods.

1. 30 minutes after the commencement of warm-ups, lanes 1 & 8 to be vacated and utilised for the purpose of dives.
2. There shall be no diving in lanes 2 – 7 during warm-up unless free of lap swimmers. Swimmers must circle clockwise, always keeping to the left hand side of the lane marking.
3. Lanes 1 & 8 Will be available for diving start at all times during warm-up sessions

SELF-MARSHALLING

Self-marshalling will be used for this meet. For any queries throughout the meet, please see the meet director. Swimmers will be marshalled at least 2 heats ahead of the event in the water and as per announcements.

1. Clubs to advise the control room of any corrections and or withdrawals prior to the meet start.
2. All heats will be conducted with over the top starts for all strokes.
3. Referees will be advised of any swimmer reporting late to marshalling which may result in the swimmer missing that nominated event.
4. All swimmers must report to the Lane Chief/timekeeper for self-marshalling at least 2 heats prior to the heat you are swimming in.

PHOTO POLICY

In nominating for the Central Cairns Swimming Transition LC Meet. Swimmers agree they may be photographed and that the images may be used in publications, club websites and/or social media sites.

RELAYS – EVENT 1

Event 19 is a MIXED, 8 & OVER 4 X 50 MEDLEY RELAY which is to be organised by each participating club on the day. This is designed to be a fun way to kick start the day of racing. Please have your teams ready and behind your chosen lanes for this event by 2.30pm.




would like to thank
GOLD SPONSORS




PLATINUM TRAVEL SPONSOR



SILVER SPONSORS



BRONZE SPONSORS





Skyrail®
Rainforest Cableway
2X ADULT
RETURN TRIPS



\$100 GIFT
BASKET



SWIM PACK



1X FAMILY ENTRY



2X \$50
VOUCHERS

**\$2 PER TICKET
OR 3 FOR \$5**

— MENU —



FOOD

HAMBURGER  6.00

SAUSAGE SIZZLE 3.00

FRIED RICE 6.00

SPAGHETTI BOLOGNESE 6.00

SAUSAGE ROLL  4.00

BAKED CAKE, SLICE, 

BISCUITS OR SWEETS 3.00

FRUIT SALAD  5.00

DRINKS

SOFT DRINK  3.00

GATORADE 3.00

LIPTON ICE TEA 3.00

POPPER 2.00

WATER  2.00

DRINKS



**2024 CENTRAL CAIRNS
LANE SPONSORS**

LANE 1 - QUEENSLAND COUNTRY BANK

LANE 2 - ANDREA BATES & CALLUM BOLTON

LANE 3 - BERYL & JOHN ALLCORN


LANE 4 - HERB'S TRAINING & SWIM SCHOOL

LANE 5 - NQRA / CASH FOR CANS

LANE 6 - CARDWELL BUTCHERY

LANE 7 - LANDY CENTRE CAIRNS

LANE 8 - WHITEWHALE COFFEE



Central Cairns Transition LC Meet - 17/08/2024

Meet Program

Event 1 Boys 12-99 200 LC Meter Freestyle

Lane	Name	Age	Team	Seed Time
------	------	-----	------	-----------

Heat 1 of 2 Finals

1	Alden, Oliver	15	Saints	2:55.36
2	Wilson, Ulrich	13	Saints	2:37.48
3	Oliver, Darcy	12	Stingrays	2:27.30
4	Thouroude, Nicolas	15	Marlin Coast	2:13.81
5	Connors, Riley	14	Lightning SC	2:24.84
6	Connors, Flynn	14	Lightning SC	2:29.53
7	Alden, Benjamin	13	Saints	2:48.10
8	Rickson, Ellis	12	Central Cairns	3:02.49

Heat 2 of 2 Finals

3	Mittempergher, Noah	14	Marlin Coast	NT
4	Mann, Adrian	15	Edge Hill	3:47.50
5	Suntsov, Mark	12	Saints	NT

Event 2 Girls 12-99 200 LC Meter Freestyle

Lane	Name	Age	Team	Seed Time
------	------	-----	------	-----------

Heat 1 of 3 Finals

1	Sokolowski, Lylla	14	Tobruk	2:36.53
2	O'Neile, Chloe	13	Marlin Coast	2:28.49
3	Greenwood, Eva	12	Tas Swimming	2:25.37
4	Thouroude, Chantal	13	Marlin Coast	2:21.57
5	Vickers, Emily	15	Marlin Coast	2:22.27
6	Graham, Lexi	16	Marlin Coast	2:27.65
7	Allcorn, Piper	12	Central Cairns	2:34.14
8	Njaramba, Lisa	13	Tas Swimming	2:42.65

Heat 2 of 3 Finals

1	Simms, Alice	12	Marlin Coast	NT
2	Marek, Abbey	13	Central Cairns	2:57.35
3	Twomey, Scarlett	12	Tas Swimming	2:54.33
4	Parnaby, Annabel	13	Saints	2:42.74
5	Chapman, Freya	12	Marlin Coast	2:43.33
6	Rickson, Maiya	13	Central Cairns	2:55.72
7	Stewart, Amelia	13	Tas Swimming	3:05.01
8	Adding, Cedar	13	Saints	NT

Heat 3 of 3 Finals

3	Pembroke, Phoebe	12	Central Cairns	NT
4	Hannah, Tahlia	13	Tobruk	NT
5	Behrens, Sophia	13	Lightning SC	NT

Event 3 Boys 99 & Under 50 LC Meter Butterfly

Lane	Name	Age	Team	Seed Time
------	------	-----	------	-----------

Heat 1 of 5 Finals

1	Wills, Harrison	11	COFH	43.89
2	Wilson, Ulrich	13	Saints	35.70
3	Finlay, Fraser	15	Marlin Coast	31.96
4	Loveridge, Hugo	16	Marlin Coast	27.02
5	Thouroude, Sebastien	17	Marlin Coast	29.04
6	Andronicus, Nathan S14	17	Central Cairns	34.35
7	Alden, Oliver	15	Saints	40.53
8	Ball, Jake	12	Central Cairns	46.22

Heat 2 of 5 Finals

1	Armstrong, Thomas	12	Tobruk	45.02
2	Bolton, Callum	13	Central Cairns	37.47
3	Loveridge, Oscar	12	Marlin Coast	33.62
4	Mcnamara, Liam	16	Central Cairns	28.29
5	Foley, Patrick	16	Central Cairns	30.96
6	Bartley, Michael	16	Marlin Coast	34.73
7	Chapman, Samuel	10	Marlin Coast	42.80
8	Greenwood, Travis	9	Tas Swimming	47.07

Heat 3 of 5 Finals

1	Habgood, Brock	9	Marlin Coast	45.69
2	Laitinen, Jack	10	Tobruk	40.14
3	De Carlo, Raiden	13	Marlin Coast	34.17
4	Murray, Taj	16	Marlin Coast	28.79
5	Connors, Riley	14	Lightning SC	31.81
6	Connors, Flynn	14	Lightning SC	35.42
7	Francini-O'Hagan, Lachlan	12	Tas Swimming	42.92
8	Twomey, Archer	11	Tas Swimming	49.19

Heat 4 of 5 Finals

1	Waite, Frankie	9	Edge Hill	1:16.72
2	Brunott, Lachlan	8	Central Cairns	1:12.79
3	Edney, Sasha	11	Marlin Coast	1:04.38
4	Jaron, Marcus	11	Edge Hill	51.45
5	Fontaine, Archer	10	Central Cairns	56.69
6	Blyde, Andrew	10	Marlin Coast	1:05.50
7	Hoskins, Luca	11	Edge Hill	1:13.85
8	Stockman, Reginald	9	Atherton	1:18.00

Heat 5 of 5 Finals

3	Steffens, Kelly	11	Saints	NT
4	Suntsov, Mark	12	Saints	NT
5	Waite, Ned	7	Edge Hill	NT

Event 4 Girls 99 & Under 50 LC Meter Butterfly

Lane	Name	Age	Team	Seed Time
------	------	-----	------	-----------

Heat 1 of 7 Finals

1	De la Fonteyne, Claire	10	Stingrays	43.37
2	Habgood, Tully	12	Marlin Coast	39.04
3	Hewitt, Brooklyn	14	Marlin Coast	35.44
4	Carey, Paige	16	Central Cairns	29.14
5	Howe, Natalia	16	Tas Swimming	34.00
6	Stockman, Ella	13	Atherton	36.96
7	Bordeos, Jada	14	Mareeba	39.78
8	Stewart, Amelia	13	Tas Swimming	44.64

Heat 2 of 7 Finals

1	Njaramba, Lisa	13	Tas Swimming	43.60
2	Parnaby, Annabel	13	Saints	39.24
3	De la Fonteyne, Zara	13	Stingrays	35.72
4	Lulham, Arabella	14	Marlin Coast	30.63
5	Greenwood, Eva	12	Tas Swimming	34.91
6	Hogan, Casey	13	Central Cairns	36.96
7	Sneddon, Madeleine	11	Tas Swimming	41.24
8	Bordeos, Jana	12	Mareeba	44.76

Central Cairns Transition LC Meet - 17/08/2024

Meet Program

Heat 3 Finals (#4 Girls 99 & Under 50 LC Meter Butterfly)

1	Kim, Se-A	11	Tas Swimming	43.65
2	Page, Sienna	12	Stingrays	39.65
3	Crumpton, Millie	13	Central Cairns	36.41
4	Turnbull, Chelsea	12	Tas Swimming	33.77
5	Craig, Kyah	16	Central Cairns	34.98
6	Allcorn, Piper	12	Central Cairns	37.21
7	Twomey, Scarlett	12	Tas Swimming	41.29
8	Papps, Zahlee	13	Tobruk	45.30

Heat 4 of 7 Finals

1	Finlay, Florence	13	Marlin Coast	48.80
2	Allcorn, Frankie	10	Central Cairns	47.87
3	Dunn, Camryn	13	Tas Swimming	46.46
4	Piccolo, Rianna	11	Stingrays	45.91
5	Hutchings, Eva Grace	11	Herbert River	46.23
6	Michna, Arden	11	Tobruk	47.54
7	Adding, Cedar	13	Saints	48.27
8	Napper, Jesse	10	Tas Swimming	49.22

Heat 5 of 7 Finals

1	McShane, Mahli	9	Saints	53.77
2	Hoskins, Amy	9	Edge Hill	53.42
3	Greenwood, Isabelle	11	Tas Swimming	50.98
4	Wheatley, Daniella Rose	10	Tas Swimming	49.81
5	Tan, Evelyn Grace	11	Tobruk	50.42
6	Cerutti, Jessica	10	Saints	51.62
7	Alden, Ada	10	Saints	53.69
8	Rowbotham, Aila	10	Saints	54.41

Heat 6 of 7 Finals

1	Pembroke, Phoebe	12	Central Cairns	1:01.89
2	Warren, Isabelle	9	Stingrays	59.11
3	Albrecht, Izabella	11	Tobruk	59.03
4	Ball, Zoe	10	Central Cairns	54.53
5	Stockman, Ruby	11	Atherton	57.64
6	Payne, Evie	9	Edge Hill	59.06
7	Crumpton, Holly	8	Central Cairns	1:01.77
8	Cole, Elanor	9	Stingrays	1:02.99

Heat 7 of 7 Finals

1	Adams, Aida	9	Edge Hill	NT
2	Bevan, Shamajah	9	Central Cairns	1:34.88
3	Stolk, Maddison	10	Marlin Coast	1:05.00
4	Jaron, Sofia	9	Edge Hill	1:03.91
5	Wilce, Shelby	11	Atherton	1:04.42
6	Crumpton, Sophie S6	14	Central Cairns	1:05.80
7	Janez, Kaja	11	Saints	NT
8	Craig, Zahlee	10	Central Cairns	NT

Event 5 Boys 10 & Under 25 LC Meter Butterfly

Lane	Name	Age	Team	Seed Time
Heat 1 of 1 Finals				
3	Kelvy, Patrick	5	Edge Hill	1:03.09
4	Joinbee, Elijah	8	Edge Hill	30.79
5	Chohan, Taj	9	Malanda	43.95
6	Pembroke, Beau	9	Central Cairns	NT

Event 6 Girls 10 & Under 25 LC Meter Butterfly

Lane	Name	Age	Team	Seed Time
Heat 1 of 1 Finals				
1	Pembroke, Eve	7	Central Cairns	NT
2	Yokoyama, Meria	8	Edge Hill	NT
3	Wills, Alexis	8	COFH	29.86
4	Faulkner, Sarina	10	Tas Swimming	26.91
5	Cole, Elanor	9	Stingrays	28.93
6	Kelvy, Genevieve	7	Edge Hill	38.18
7	Payne, Molly	7	Edge Hill	NT
8	Napper, Adeline	7	Tas Swimming	NT

Event 7 Boys 10-99 100 LC Meter Breaststroke

Lane	Name	Age	Team	Seed Time
Heat 1 of 3 Finals				
1	Alden, Benjamin	13	Saints	1:43.19
2	Alden, Oliver	15	Saints	1:40.94
3	McShane, Warne	12	Saints	1:21.14
4	De Carlo, Raiden	13	Marlin Coast	1:12.31
5	Thouroude, Nicolas	15	Marlin Coast	1:16.35
6	Andronicus, Nathan SB14	17	Central Cairns	1:22.83
7	Francini-O'Hagan, Lachlan	12	Tas Swimming	1:41.20
8	Suntsov, Mark	12	Saints	1:43.22
Heat 2 of 3 Finals				
1	Ihle, Nate	11	Central Cairns	2:12.30
2	Camarlinghi, Liam	12	Saints	2:00.85
3	Jaron, Marcus	11	Edge Hill	1:55.80
4	Armstrong, Thomas	12	Tobruk	1:47.56
5	Wills, Harrison	11	COFH	1:53.23
6	Rickson, Ellis	12	Central Cairns	1:56.97
7	Blyde, Andrew	10	Marlin Coast	2:08.28
8	Pickup, Noah	13	Tas Swimming	2:16.19
Heat 3 of 3 Finals				
3	Hoskins, Luca	11	Edge Hill	NT
4	Twomey, Archer	11	Tas Swimming	2:16.44
5	Edney, Sasha	11	Marlin Coast	2:24.46

Event 8 Girls 10-99 100 LC Meter Breaststroke

Lane	Name	Age	Team	Seed Time
Heat 1 of 4 Finals				
1	Kim, Se-A	11	Tas Swimming	1:40.58
2	Bryan, Kennedy	11	Tobruk	1:39.45
3	Simms, Alice	12	Marlin Coast	1:25.92
4	McShane, Cadence	17	Saints	1:22.94
5	Page, Sienna	12	Stingrays	1:25.75
6	Hogan, Casey	13	Central Cairns	1:32.47
7	Crumpton, Millie	13	Central Cairns	1:39.49
8	Turnbull, Chelsea	12	Tas Swimming	1:42.11
Heat 2 of 4 Finals				
1	Macrae, Mia	11	Marlin Coast	1:51.00
2	Piccolo, Rianna	11	Stingrays	1:47.23
3	Francini-O'Hagan, Angelina	13	Tas Swimming	1:46.18
4	Hutchings, Eva Grace	11	Herbert River	1:42.89
5	O'Neile, Chloe	13	Marlin Coast	1:45.15
6	Habgood, Tully	12	Marlin Coast	1:47.06
7	Brunott, Hannah	11	Central Cairns	1:47.52
8	Stewart, Amelia	13	Tas Swimming	1:52.80

Central Cairns Transition LC Meet - 17/08/2024

Meet Program

Heat 3 Finals (#8 Girls 10-99 100 LC Meter Breaststroke)

1	Greenwood, Isabelle	11	Tas Swimming	2:02.89
2	Pickup, Abigail	12	Tas Swimming	1:56.69
3	Allcorn, Frankie	10	Central Cairns	1:55.36
4	Twomey, Scarlett	12	Tas Swimming	1:52.96
5	Cerutti, Jessica	10	Saints	1:54.17
6	Napper, Jesse	10	Tas Swimming	1:56.12
7	Albrecht, Izabella	11	Tobruk	2:01.61
8	Alden, Ada	10	Saints	2:04.19

Heat 4 of 4 Finals

2	Michna, Arden	11	Tobruk	NT
3	Michna, Isla	10	Tobruk	NT
4	Gururatsakul, Myna	10	Tas Swimming	2:15.56
5	Bordeos, Jada	14	Mareeba	NT
6	Riseley, Mikayla	10	Marlin Coast	NT
7	Hannah, Tahlia	13	Tobruk	NT

Event 9 Boys 12-99 200 LC Meter Butterfly

Lane	Name	Age	Team	Seed Time
------	------	-----	------	-----------

Heat 1 of 1 Finals

3	Thouroude, Sebastien	17	Marlin Coast	3:00.81
4	Loveridge, Hugo	16	Marlin Coast	2:09.40
5	Mcnamara, Liam	16	Central Cairns	2:29.14
6	Bartley, Michael	16	Marlin Coast	NT

Event 10 Girls 12-99 200 LC Meter Butterfly

Lane	Name	Age	Team	Seed Time
------	------	-----	------	-----------

Heat 1 of 1 Finals

3	Habgood, Tully	12	Marlin Coast	3:22.81
4	Lulham, Arabella	14	Marlin Coast	2:32.04
5	Carey, Paige	16	Central Cairns	2:34.51

Event 11 Boys 99 & Under 50 LC Meter Backstroke

Lane	Name	Age	Team	Seed Time
------	------	-----	------	-----------

Heat 1 of 5 Finals

1	Twomey, Archer	11	Tas Swimming	49.03
2	Wills, Harrison	11	COFH	42.00
3	Bolton, Callum	13	Central Cairns	38.40
4	Foley, Patrick	16	Central Cairns	32.27
5	Mittempergher, Noah	14	Marlin Coast	34.24
6	Finlay, Fraser	15	Marlin Coast	40.17
7	Greenwood, Travis	9	Tas Swimming	46.50
8	Ihle, Nate	11	Central Cairns	51.89

Heat 2 of 5 Finals

1	Jaron, Marcus	11	Edge Hill	49.42
2	Brien, Charlie	12	Saints	43.07
3	Laitinen, Jack	10	Tobruk	38.51
4	Murray, Taj	16	Marlin Coast	32.48
5	Oliver, Darcy	12	Stingrays	36.54
6	Francini-O'Hagan, Lachlan	12	Tas Swimming	40.84
7	Habgood, Brock	9	Marlin Coast	46.86
8	Fontaine, Archer	10	Central Cairns	52.09

Heat 3 of 5 Finals

1	Pickup, Noah	13	Tas Swimming	50.62
2	Armstrong, Thomas	12	Tobruk	44.06
3	Wilson, Ulrich	13	Saints	40.15
4	Connors, Riley	14	Lightning SC	33.57
5	Connors, Flynn	14	Lightning SC	36.58
6	Chapman, Samuel	10	Marlin Coast	41.81
7	Ball, Jake	12	Central Cairns	46.86
8	Edney, Sasha	11	Marlin Coast	52.59

Heat 4 of 5 Finals

1	Joinbee, Elijah	8	Edge Hill	1:03.38
2	Stockman, Reginald	9	Atherton	1:01.06
3	Brunott, Lachlan	8	Central Cairns	59.90
4	Blyde, Andrew	10	Marlin Coast	57.58
5	Chohan, Taj	9	Malanda	59.57
6	Waite, Frankie	9	Edge Hill	1:00.89
7	Hoskins, Luca	11	Edge Hill	1:02.20

Heat 5 of 5 Finals

3	Waite, Ned	7	Edge Hill	NT
4	Papps, Jordan	12	Tobruk	NT
5	Steffens, Kelly	11	Saints	NT

Event 12 Girls 99 & Under 50 LC Meter Backstroke

Lane	Name	Age	Team	Seed Time
------	------	-----	------	-----------

Heat 1 of 9 Finals

1	Macrae, Mia	11	Marlin Coast	44.32
2	Crumpton, Millie	13	Central Cairns	39.04
3	Stockman, Ella	13	Atherton	37.28
4	Vickers, Emily	15	Marlin Coast	31.43
5	Craig, Kyah	16	Central Cairns	35.98
6	Allcorn, Piper	12	Central Cairns	38.50
7	Twomey, Scarlett	12	Tas Swimming	40.97
8	Michna, Arden	11	Tobruk	44.99

Heat 2 of 9 Finals

1	Greenwood, Isabelle	11	Tas Swimming	44.54
2	Hewitt, Ashley	12	Marlin Coast	39.20
3	Hogan, Casey	13	Central Cairns	38.06
4	Greenwood, Eva	12	Tas Swimming	34.99
5	Hewitt, Brooklyn	14	Marlin Coast	36.13
6	O'Neile, Chloe	13	Marlin Coast	38.60
7	Parnaby, Annabel	13	Saints	41.18
8	Behrens, Sophia	13	Lightning SC	45.72

Heat 3 of 9 Finals

1	Dunn, Camryn	13	Tas Swimming	44.66
2	Page, Sienna	12	Stingrays	40.36
3	De la Fonteyne, Zara	13	Stingrays	38.08
4	Turnbull, Chelsea	12	Tas Swimming	35.66
5	Howe, Natalia	16	Tas Swimming	36.60
6	Sokolowski, Lylla	14	Tobruk	38.60
7	Bordeos, Jada	14	Mareeba	41.46
8	De la Fonteyne, Claire	10	Stingrays	45.74

Heat 4 of 9 Finals

1	Albrecht, Izabella	11	Tobruk	46.99
2	Napper, Jesse	10	Tas Swimming	46.56
3	Hutchings, Eva Grace	11	Herbert River	46.26
4	Pickup, Abigail	12	Tas Swimming	45.84
5	Rowbotham, Aila	10	Saints	46.09
6	Sneddon, Madeleine	11	Tas Swimming	46.30
7	Allcorn, Frankie	10	Central Cairns	46.79
8	Brunott, Hannah	11	Central Cairns	48.37

Heat 5 of 9 Finals

1	McShane, Mahli	9	Saints	51.23
2	Bordeos, Jana	12	Mareeba	50.53
3	Ball, Zoe	10	Central Cairns	50.34
4	Piccolo, Rianna	11	Stingrays	48.92
5	Tan, Evelyn Grace	11	Tobruk	49.93
6	Papps, Zahlee	13	Tobruk	50.49
7	Wheatley, Daniella Rose	10	Tas Swimming	50.75
8	Adding, Cedar	13	Saints	51.62

Central Cairns Transition LC Meet - 17/08/2024

Meet Program

Heat 6 Finals (#12 Girls 99 & Under 50 LC Meter Backstroke)

1	Pembroke, Phoebe	12	Central Cairns	55.51
2	Alden, Ada	10	Saints	54.29
3	Warren, Isabelle	9	Stingrays	53.13
4	Simms, Alice	12	Marlin Coast	52.38
5	Cerutti, Jessica	10	Saints	52.82
6	Stockman, Ruby	11	Atherton	53.26
7	Colley, Monique	9	Tobruk	55.09
8	Hoskins, Amy	9	Edge Hill	55.71

Heat 7 of 9 Finals

1	Tanguy, Laura	11	Tobruk	1:01.09
2	Payne, Evie	9	Edge Hill	1:00.31
3	Wilce, Shelby	11	Atherton	56.39
4	Crumpton, Holly	8	Central Cairns	56.11
5	Jaron, Sofia	9	Edge Hill	56.27
6	Gururatsakul, Myna	10	Tas Swimming	58.28
7	Crumpton, Sophie S6	14	Central Cairns	1:00.35
8	Wills, Alexis	8	COFH	1:01.78

Heat 8 of 9 Finals

1	Papps, Alexis	10	Tobruk	NT
2	Napper, Adeline	7	Tas Swimming	1:09.59
3	Yokoyama, Meria	8	Edge Hill	1:08.86
4	Bevan, Shamajah	9	Central Cairns	1:06.81
5	Michna, Isla	10	Tobruk	1:07.41
6	Stolk, Maddison	10	Marlin Coast	1:09.41
7	Henderson, Zara	8	Edge Hill	1:27.31

Heat 9 of 9 Finals

3	Janez, Kaja	11	Saints	NT
4	Adams, Aida	9	Edge Hill	NT
5	Payne, Molly	7	Edge Hill	NT

Event 13 Boys 10 & Under 25 LC Meter Backstroke

Lane	Name	Age	Team	Seed Time
Heat 1 of 1 Finals				
2	Armstrong, Charlie	6	Tobruk	NT
3	Henderson, John	8	Edge Hill	45.92
4	Chohan, Taj	9	Malanda	37.22
5	Kelvy, Patrick	5	Edge Hill	44.84
6	Pembroke, Beau	9	Central Cairns	NT

Event 14 Girls 10 & Under 25 LC Meter Backstroke

Lane	Name	Age	Team	Seed Time
Heat 1 of 2 Finals				
2	Faulkner, Sarina	10	Tas Swimming	NT
3	James, Henley	7	Central Cairns	35.59
4	Kelvy, Genevieve	7	Edge Hill	31.60
5	James, Jolene	7	Central Cairns	34.91
6	Gururatsakul, Myna	10	Tas Swimming	NT
7	Faulkner, Adele	9	Tas Swimming	NT
Heat 2 of 2 Finals				
3	Ashton, Sierra	7	Edge Hill	NT
4	Cole, Elanor	9	Stingrays	NT
5	Pembroke, Eve	7	Central Cairns	NT

Event 15 Boys 10-99 100 LC Meter Butterfly

Lane	Name	Age	Team	Seed Time
Heat 1 of 2 Finals				
1	Alden, Benjamin	13	Saints	1:44.20
2	Bolton, Callum	13	Central Cairns	1:33.42
3	Bartley, Michael	16	Marlin Coast	1:20.91
4	Mcnamara, Liam	16	Central Cairns	1:03.24
5	Loveridge, Oscar	12	Marlin Coast	1:14.30
6	Wilson, Ulrich	13	Saints	1:25.09
7	Francini-O'Hagan, Lachlan	12	Tas Swimming	1:43.58
Heat 2 of 2 Finals				
3	Laitinen, Jack	10	Tobruk	NT
4	Loveridge, Archie	11	Marlin Coast	1:46.60
5	Blyde, Andrew	10	Marlin Coast	NT

Event 16 Girls 10-99 100 LC Meter Butterfly

Lane	Name	Age	Team	Seed Time
Heat 1 of 2 Finals				
1	Twomey, Scarlett	12	Tas Swimming	1:38.49
2	Habgood, Tully	12	Marlin Coast	1:31.25
3	Thouroude, Chantal	13	Marlin Coast	1:16.91
4	Carey, Paige	16	Central Cairns	1:04.48
5	Vickers, Emily	15	Marlin Coast	1:15.74
6	Crumpton, Millie	13	Central Cairns	1:27.63
7	Chapman, Freya	12	Marlin Coast	1:37.91
8	Francini-O'Hagan, Angelina	13	Tas Swimming	1:40.39
Heat 2 of 2 Finals				
1	Alden, Ada	10	Saints	NT
2	Hutchings, Eva Grace	11	Herbert River	NT
3	Stockman, Ruby	11	Atherton	2:19.26
4	Macrae, Mia	11	Marlin Coast	1:42.60
5	Finlay, Florence	13	Marlin Coast	1:53.18
6	Stewart, Amelia	13	Tas Swimming	NT
7	Bryan, Kennedy	11	Tobruk	NT
8	Riseley, Mikayla	10	Marlin Coast	NT

Event 17 Boys 12-99 200 LC Meter Breaststroke

Lane	Name	Age	Team	Seed Time
Heat 1 of 1 Finals				
2	Ball, Jake	12	Central Cairns	3:57.45
3	Andronicus, Nathan SB14	17	Central Cairns	3:08.17
4	De Carlo, Raiden	13	Marlin Coast	2:36.24
5	McShane, Warne	12	Saints	2:56.55
6	Alden, Benjamin	13	Saints	3:44.53
7	Alden, Oliver	15	Saints	4:00.78

Event 18 Girls 12-99 200 LC Meter Breaststroke

Lane	Name	Age	Team	Seed Time
Heat 1 of 1 Finals				
1	Pickup, Abigail	12	Tas Swimming	4:13.56
2	Rickson, Maiya	13	Central Cairns	3:41.14
3	Simms, Alice	12	Marlin Coast	3:05.90
4	McShane, Cadence	17	Saints	3:02.16
5	Page, Sienna	12	Stingrays	3:05.02
6	Stockman, Ella	13	Atherton	3:25.96
7	Francini-O'Hagan, Angelina	13	Tas Swimming	3:41.93
8	Hannah, Tahlia	13	Tobruk	NT

Event 19 Mixed 8-99 200 LC Meter Medley Relay

Team	Relay	Seed Time
---	No entries for this event	

Central Cairns Transition LC Meet - 17/08/2024

Meet Program

Event 20 Boys 99 & Under 50 LC Meter Breaststroke

Lane	Name	Age	Team	Seed Time
------	------	-----	------	-----------

Heat 1 of 5 Finals

1	Greenwood, Travis	9	Tas Swimming	56.71
2	Wills, Harrison	11	COFH	48.61
3	Connors, Flynn	14	Lightning SC	43.15
4	Thouroude, Nicolas	15	Marlin Coast	33.14
5	Andronicus, Nathan SB14	17	Central Cairns	36.90
6	Loveridge, Oscar	12	Marlin Coast	46.88
7	Armstrong, Thomas	12	Tobruk	49.67
8	Fontaine, Archer	10	Central Cairns	1:00.47

Heat 2 of 5 Finals

1	Jaron, Marcus	11	Edge Hill	57.51
2	Laitinen, Jack	10	Tobruk	48.83
3	Alden, Oliver	15	Saints	45.92
4	Murray, Taj	16	Marlin Coast	35.21
5	Connors, Riley	14	Lightning SC	37.56
6	Francini-O'Hagan, Lachlan	12	Tas Swimming	48.34
7	Loveridge, Archie	11	Marlin Coast	49.71
8	Blyde, Andrew	10	Marlin Coast	1:00.78

Heat 3 of 5 Finals

1	Camarlinghi, Liam	12	Saints	57.57
2	Chapman, Samuel	10	Marlin Coast	49.43
3	Bolton, Callum	13	Central Cairns	46.43
4	McShane, Warne	12	Saints	35.53
5	Finlay, Fraser	15	Marlin Coast	37.89
6	Habgood, Brock	9	Marlin Coast	48.58
7	Ball, Jake	12	Central Cairns	50.98
8	Pickup, Noah	13	Tas Swimming	1:03.18

Heat 4 of 5 Finals

1	Joinbee, Elijah	8	Edge Hill	1:13.57
2	Edney, Sasha	11	Marlin Coast	1:08.12
3	Waite, Frankie	9	Edge Hill	1:05.71
4	Ihle, Nate	11	Central Cairns	1:03.31
5	Twomey, Archer	11	Tas Swimming	1:04.83
6	Hoskins, Luca	11	Edge Hill	1:06.30
7	Stockman, Reginald	9	Atherton	1:11.48
8	Brunott, Lachlan	8	Central Cairns	1:14.98

Heat 5 of 5 Finals

3	Waite, Ned	7	Edge Hill	NT
4	Steffens, Kelly	11	Saints	NT
5	Turner, Charlie	14	Saints	NT

Event 21 Girls 99 & Under 50 LC Meter Breaststroke

Lane	Name	Age	Team	Seed Time
------	------	-----	------	-----------

Heat 1 of 8 Finals

1	Behrens, Sophia	13	Lightning SC	51.49
2	Marek, Abbey	13	Central Cairns	49.68
3	Crumpton, Millie	13	Central Cairns	46.68
4	McShane, Cadence	17	Saints	36.99
5	Stockman, Ella	13	Atherton	42.24
6	Piccolo, Rianna	11	Stingrays	48.18
7	Stewart, Amelia	13	Tas Swimming	51.16
8	Napper, Jesse	10	Tas Swimming	52.81

Heat 2 of 8 Finals

1	Allcorn, Frankie	10	Central Cairns	51.88
2	Sneddon, Madeleine	11	Tas Swimming	49.90
3	Kim, Se-A	11	Tas Swimming	46.90
4	Craig, Kyah	16	Central Cairns	41.00
5	Bryan, Kennedy	11	Tobruk	44.25
6	Francini-O'Hagan, Angelina	13	Tas Swimming	48.27
7	Twomey, Scarlett	12	Tas Swimming	51.29
8	Bordeos, Jana	12	Mareeba	53.75

Heat 3 of 8 Finals

1	Michna, Arden	11	Tobruk	52.43
2	Bordeos, Jada	14	Mareeba	50.70
3	Hutchings, Eva Grace	11	Herbert River	47.26
4	Hogan, Casey	13	Central Cairns	41.22
5	Turnbull, Chelsea	12	Tas Swimming	45.63
6	Cerutti, Jessica	10	Saints	48.51
7	Brunott, Hannah	11	Central Cairns	51.35
8	Macrae, Mia	11	Marlin Coast	53.82

Heat 4 of 8 Finals

1	Alden, Ada	10	Saints	59.13
2	Greenwood, Isabelle	11	Tas Swimming	57.05
3	Sokolowski, Quynn	13	Tobruk	56.34
4	Albrecht, Izabella	11	Tobruk	54.26
5	Pickup, Abigail	12	Tas Swimming	54.92
6	McShane, Mahli	9	Saints	56.92
7	Ball, Zoe	10	Central Cairns	58.66
8	Adding, Cedar	13	Saints	59.70

Heat 5 of 8 Finals

1	Rowbotham, Aila	10	Saints	1:06.58
2	Gururatsakul, Myna	10	Tas Swimming	1:02.51
3	Warren, Isabelle	9	Stingrays	1:01.29
4	Stockman, Ruby	11	Atherton	59.80
5	Hoskins, Amy	9	Edge Hill	1:00.28
6	Michna, Isla	10	Tobruk	1:01.41
7	Jaron, Sofia	9	Edge Hill	1:03.70
8	Wills, Alexis	8	COFH	1:07.44

Heat 6 of 8 Finals

1	Stolk, Maddison	10	Marlin Coast	1:12.47
2	Colley, Monique	9	Tobruk	1:10.55
3	Wilce, Shelby	11	Atherton	1:09.61
4	Pembroke, Phoebe	12	Central Cairns	1:07.60
5	Crumpton, Holly	8	Central Cairns	1:09.58
6	Bevan, Shamajah	9	Central Cairns	1:09.76
7	Yokoyama, Meria	8	Edge Hill	1:10.83
8	Cole, Elanor	9	Stingrays	1:13.60

Heat 7 of 8 Finals

2	Henderson, Zara	8	Edge Hill	1:34.60
3	Craig, Zahlee	10	Central Cairns	1:19.34
4	Crumpton, Sophie SB6	14	Central Cairns	1:16.29
5	Wheatley, Daniella Rose	10	Tas Swimming	1:17.79
6	Payne, Evie	9	Edge Hill	1:28.99
7	Napper, Adeline	7	Tas Swimming	1:37.85

Heat 8 of 8 Finals

3	Janez, Kaja	11	Saints	NT
4	Hannah, Tahlia	13	Tobruk	NT
5	Adams, Aida	9	Edge Hill	NT

Central Cairns Transition LC Meet - 17/08/2024

Meet Program

Event 22 Boys 10 & Under 25 LC Meter Breaststroke

Lane	Name	Age	Team	Seed Time
------	------	-----	------	-----------

Heat 1 of 1 Finals

3	Pembroke, Beau	9	Central Cairns	NT
4	Chohan, Taj	9	Malanda	38.88
5	Henderson, John	8	Edge Hill	52.34
6	Armstrong, Charlie	6	Tobruk	NT

Event 23 Girls 10 & Under 25 LC Meter Breaststroke

Lane	Name	Age	Team	Seed Time
------	------	-----	------	-----------

Heat 1 of 2 Finals

1	Faulkner, Sarina	10	Tas Swimming	NT
2	James, Jolene	7	Central Cairns	46.18
3	Kelvy, Genevieve	7	Edge Hill	44.14
4	Cole, Elanor	9	Stingrays	31.57
5	Henderson, Zara	8	Edge Hill	43.15
6	James, Henley	7	Central Cairns	44.81
7	Gururatsakul, Myna	10	Tas Swimming	1:06.14

Heat 2 of 2 Finals

3	Ashton, Sierra	7	Edge Hill	NT
4	Faulkner, Adele	9	Tas Swimming	NT
5	Pembroke, Eve	7	Central Cairns	NT

Event 24 Boys 8-99 100 LC Meter Freestyle

Lane	Name	Age	Team	Seed Time
------	------	-----	------	-----------

Heat 1 of 5 Finals

1	Andronicus, Nathan S14	17	Central Cairns	1:05.84
2	Foley, Patrick	16	Central Cairns	1:01.94
3	Thouroude, Nicolas	15	Marlin Coast	59.44
4	Loveridge, Hugo	16	Marlin Coast	56.01
5	Mcnamara, Liam	16	Central Cairns	59.07
6	Thouroude, Sebastien	17	Marlin Coast	1:01.27
7	Connors, Riley	14	Lightning SC	1:02.86
8	McShane, Warne	12	Saints	1:06.76

Heat 2 of 5 Finals

1	Alden, Benjamin	13	Saints	1:15.69
2	Alden, Oliver	15	Saints	1:12.73
3	Mittempergher, Noah	14	Marlin Coast	1:09.23
4	Bartley, Michael	16	Marlin Coast	1:08.20
5	Connors, Flynn	14	Lightning SC	1:08.68
6	Wilson, Ulrich	13	Saints	1:12.32
7	Bolton, Callum	13	Central Cairns	1:13.95
8	Armstrong, Thomas	12	Tobruk	1:16.54

Heat 3 of 5 Finals

1	Camarlinghi, Liam	12	Saints	1:31.13
2	Habgood, Brock	9	Marlin Coast	1:28.36
3	Francini-O'Hagan, Lachlan	12	Tas Swimming	1:23.76
4	Wills, Harrison	11	COFH	1:19.01
5	Brien, Charlie	12	Saints	1:21.06
6	Ball, Jake	12	Central Cairns	1:26.69
7	Greenwood, Travis	9	Tas Swimming	1:29.21
8	Twomey, Archer	11	Tas Swimming	1:33.47

Heat 4 of 5 Finals

1	Blyde, Andrew	10	Marlin Coast	1:44.84
2	Mann, Adrian	15	Edge Hill	1:41.18
3	Fontaine, Archer	10	Central Cairns	1:37.61
4	Ihle, Nate	11	Central Cairns	1:36.48
5	Jaron, Marcus	11	Edge Hill	1:37.00
6	Pickup, Noah	13	Tas Swimming	1:40.94
7	Edney, Sasha	11	Marlin Coast	1:42.87
8	Stockman, Reginald	9	Atherton	2:01.47

Heat 5 of 5 Finals

2	Waite, Frankie	9	Edge Hill	NT
3	Turner, Lachlan	16	Saints	NT
4	Chohan, Taj	9	Malanda	2:03.45
5	Joinbee, Elijah	8	Edge Hill	2:11.21
6	Pembroke, Beau	9	Central Cairns	NT
7	Steffens, Kelly	11	Saints	NT

Event 25 Girls 8-99 100 LC Meter Freestyle

Lane	Name	Age	Team	Seed Time
------	------	-----	------	-----------

Heat 1 of 7 Finals

1	O'Neile, Chloe	13	Marlin Coast	1:08.37
2	Graham, Lexi	16	Marlin Coast	1:07.42
3	Thouroude, Chantal	13	Marlin Coast	1:04.63
4	Carey, Paige	16	Central Cairns	1:01.00
5	Vickers, Emily	15	Marlin Coast	1:03.36
6	Lulham, Arabella	14	Marlin Coast	1:06.45
7	Howe, Natalia	16	Tas Swimming	1:07.67
8	Turnbull, Chelsea	12	Tas Swimming	1:09.22

Heat 2 of 7 Finals

1	Crumpton, Millie	13	Central Cairns	1:14.28
2	Njaramba, Lisa	13	Tas Swimming	1:13.21
3	Allcorn, Piper	12	Central Cairns	1:10.95
4	Hewitt, Brooklyn	14	Marlin Coast	1:10.13
5	Parnaby, Annabel	13	Saints	1:10.69
6	Sokolowski, Lylla	14	Tobruk	1:11.50
7	Hogan, Casey	13	Central Cairns	1:14.10
8	Sneddon, Madeleine	11	Tas Swimming	1:16.05

Heat 3 of 7 Finals

1	Bryan, Kennedy	11	Tobruk	1:19.56
2	Hutchings, Eva Grace	11	Herbert River	1:18.35
3	Behrens, Sophia	13	Lightning SC	1:18.01
4	Hewitt, Ashley	12	Marlin Coast	1:16.13
5	Bordeos, Jada	14	Mareeba	1:17.86
6	Habgood, Tully	12	Marlin Coast	1:18.13
7	Dunn, Camryn	13	Tas Swimming	1:18.88
8	Twomey, Scarlett	12	Tas Swimming	1:20.87

Heat 4 of 7 Finals

1	Stewart, Amelia	13	Tas Swimming	1:25.78
2	Greenwood, Isabelle	11	Tas Swimming	1:25.04
3	Marek, Abbey	13	Central Cairns	1:21.42
4	Kim, Se-A	11	Tas Swimming	1:21.01
5	Smith, India	13	Tobruk	1:21.07
6	Macrae, Mia	11	Marlin Coast	1:22.27
7	Napper, Jesse	10	Tas Swimming	1:25.64
8	Francini-O'Hagan, Angelina	13	Tas Swimming	1:25.78

Central Cairns Transition LC Meet - 17/08/2024

Meet Program

Heat 5 Finals (#25 Girls 8-99 100 LC Meter Freestyle)

1	Alden, Ada	10	Saints	1:33.04
2	Michna, Arden	11	Tobruk	1:28.98
3	Piccolo, Rianna	11	Stingrays	1:28.75
4	Brunott, Hannah	11	Central Cairns	1:27.88
5	De la Fonteyne, Claire	10	Stingrays	1:27.92
6	Adding, Cedar	13	Saints	1:28.87
7	Riseley, Mikayla	10	Marlin Coast	1:32.40
8	Rowbotham, Aila	10	Saints	1:34.62

Heat 6 of 7 Finals

1	McShane, Mahli	9	Saints	1:42.55
2	Cerutti, Jessica	10	Saints	1:40.55
3	Bordeos, Jana	12	Mareeba	1:38.16
4	Albrecht, Izabella	11	Tobruk	1:34.79
5	Pembroke, Phoebe	12	Central Cairns	1:36.73
6	Wilce, Shelby	11	Atherton	1:39.62
7	Ball, Zoe	10	Central Cairns	1:41.66
8	Warren, Isabelle	9	Stingrays	1:44.98

Heat 7 of 7 Finals

1	Hoskins, Amy	9	Edge Hill	NT
2	Payne, Evie	9	Edge Hill	NT
3	Cole, Elanor	9	Stingrays	2:04.29
4	Jaron, Sofia	9	Edge Hill	1:46.21
5	Bevan, Shamajah	9	Central Cairns	1:57.62
6	Hannah, Tahlia	13	Tobruk	NT
7	Janez, Kaja	11	Saints	NT

Event 26 Boys 12-99 200 LC Meter Backstroke

Lane	Name	Age	Team	Seed Time
------	------	-----	------	-----------

Heat 1 of 1 Finals

2	Rickson, Ellis	12	Central Cairns	NT
3	Connors, Flynn	14	Lightning SC	3:05.06
4	Wilson, Ulrich	13	Saints	2:58.06
5	Connors, Riley	14	Lightning SC	2:59.33
6	Francini-O'Hagan, Lachlan	12	Tas Swimming	3:12.37
7	Finlay, Fraser	15	Marlin Coast	NT

Event 27 Girls 12-99 200 LC Meter Backstroke

Lane	Name	Age	Team	Seed Time
------	------	-----	------	-----------

Heat 1 of 1 Finals

2	Finlay, Florence	13	Marlin Coast	NT
3	Chapman, Freya	12	Marlin Coast	2:58.78
4	Greenwood, Eva	12	Tas Swimming	2:40.74
5	De la Fonteyne, Zara	13	Stingrays	2:53.70
6	Pickup, Abigail	12	Tas Swimming	3:28.22
7	Rickson, Maiya	13	Central Cairns	NT

Event 28 Boys 99 & Under 50 LC Meter Freestyle

Lane	Name	Age	Team	Seed Time
------	------	-----	------	-----------

Heat 1 of 6 Finals

1	Rickson, Ellis	12	Central Cairns	34.37
2	Wilson, Ulrich	13	Saints	32.06
3	Mittempergher, Noah	14	Marlin Coast	30.04
4	Mcnamara, Liam	16	Central Cairns	27.08
5	Foley, Patrick	16	Central Cairns	27.65
6	Bolton, Callum	13	Central Cairns	31.19
7	Chapman, Samuel	10	Marlin Coast	33.57
8	Greenwood, Travis	9	Tas Swimming	36.95

Heat 2 of 6 Finals

1	Armstrong, Thomas	12	Tobruk	34.41
2	Loveridge, Archie	11	Marlin Coast	32.92
3	Connors, Flynn	14	Lightning SC	30.75
4	Thouroude, Sebastien	17	Marlin Coast	27.21
5	Connors, Riley	14	Lightning SC	28.54
6	Oliver, Darcy	12	Stingrays	31.20
7	Alden, Benjamin	13	Saints	33.58
8	Francini-O'Hagan, Lachlan	12	Tas Swimming	37.97

Heat 3 of 6 Finals

1	Brien, Charlie	12	Saints	35.95
2	Laitinen, Jack	10	Tobruk	33.54
3	Bartley, Michael	16	Marlin Coast	31.16
4	Thouroude, Nicolas	15	Marlin Coast	27.30
5	McShane, Warne	12	Saints	29.98
6	Alden, Oliver	15	Saints	31.79
7	Wills, Harrison	11	COFH	33.94
8	Ball, Jake	12	Central Cairns	38.05

Heat 4 of 6 Finals

1	Ihle, Nate	11	Central Cairns	42.50
2	Jaron, Marcus	11	Edge Hill	41.41
3	Camarlinghi, Liam	12	Saints	40.85
4	Habgood, Brock	9	Marlin Coast	38.49
5	Fontaine, Archer	10	Central Cairns	40.79
6	Mann, Adrian	15	Edge Hill	41.40
7	Twomey, Archer	11	Tas Swimming	41.90
8	Edney, Sasha	11	Marlin Coast	42.55

Heat 5 of 6 Finals

1	Newbury, Movonte	12	Tobruk	NT
2	Brunott, Lachlan	8	Central Cairns	52.75
3	Joinbee, Elijah	8	Edge Hill	49.74
4	Pickup, Noah	13	Tas Swimming	46.24
5	Blyde, Andrew	10	Marlin Coast	46.95
6	Stockman, Reginald	9	Atherton	51.14
7	Waite, Frankie	9	Edge Hill	59.24
8	Turner, Lachlan	16	Saints	NT

Heat 6 of 6 Finals

3	Waite, Ned	7	Edge Hill	NT
4	Steffens, Kelly	11	Saints	NT
5	Turner, Charlie	14	Saints	NT

Event 29 Girls 99 & Under 50 LC Meter Freestyle

Lane	Name	Age	Team	Seed Time
------	------	-----	------	-----------

Heat 1 of 9 Finals

1	Bordeos, Jada	14	Mareeba	34.63
2	Sneddon, Madeleine	11	Tas Swimming	33.25
3	Parnaby, Annabel	13	Saints	31.07
4	Vickers, Emily	15	Marlin Coast	28.83
5	Howe, Natalia	16	Tas Swimming	30.79
6	O'Neile, Chloe	13	Marlin Coast	31.70
7	Hewitt, Ashley	12	Marlin Coast	34.41
8	Napper, Jesse	10	Tas Swimming	35.46

Central Cairns Transition LC Meet - 17/08/2024

Meet Program

Heat 2 Finals (#29 Girls 99 & Under 50 LC Meter Freestyle)

1	Habgood, Tully	12	Marlin Coast	34.88
2	Stockman, Ella	13	Atherton	33.45
3	Allcorn, Piper	12	Central Cairns	31.39
4	Thouroude, Chantal	13	Marlin Coast	30.23
5	Craig, Kyah	16	Central Cairns	30.93
6	Sokolowski, Lylla	14	Tobruk	32.03
7	Njaramba, Lisa	13	Tas Swimming	34.45
8	Smith, India	13	Tobruk	35.64

Heat 3 of 9 Finals

1	Behrens, Sophia	13	Lightning SC	35.33
2	Twomey, Scarlett	12	Tas Swimming	34.35
3	Graham, Lexi	16	Marlin Coast	31.69
4	Lulham, Arabella	14	Marlin Coast	30.55
5	Turnbull, Chelsea	12	Tas Swimming	31.00
6	Crumpton, Millie	13	Central Cairns	32.99
7	Hutchings, Eva Grace	11	Herbert River	34.53
8	Dunn, Camryn	13	Tas Swimming	35.70

Heat 4 of 9 Finals

1	Allcorn, Frankie	10	Central Cairns	38.24
2	Stewart, Amelia	13	Tas Swimming	36.83
3	Piccolo, Rianna	11	Stingrays	36.54
4	Kim, Se-A	11	Tas Swimming	35.88
5	Finlay, Florence	13	Marlin Coast	35.94
6	Greenwood, Isabelle	11	Tas Swimming	36.74
7	Michna, Arden	11	Tobruk	37.23
8	Brunott, Hannah	11	Central Cairns	38.65

Heat 5 of 9 Finals

1	Rowbotham, Aila	10	Saints	39.87
2	Adding, Cedar	13	Saints	39.76
3	De la Fonteyne, Claire	10	Stingrays	39.20
4	Alden, Ada	10	Saints	38.81
5	Bordeos, Jana	12	Mareeba	38.95
6	Francini-O'Hagan, Angelina	13	Tas Swimming	39.36
7	Albrecht, Izabella	11	Tobruk	39.82
8	Sokolowski, Quynn	13	Tobruk	40.30

Heat 6 of 9 Finals

1	Jaron, Sofia	9	Edge Hill	44.41
2	McShane, Mahli	9	Saints	42.21
3	Warren, Isabelle	9	Stingrays	41.37
4	Wilce, Shelby	11	Atherton	41.10
5	Stockman, Ruby	11	Atherton	41.32
6	Cerutti, Jessica	10	Saints	41.63
7	Pembroke, Phoebe	12	Central Cairns	43.22
8	Wills, Alexis	8	COFH	45.15

Heat 7 of 9 Finals

1	Tanguy, Laura	11	Tobruk	49.66
2	Colley, Monique	9	Tobruk	49.05
3	Wheatley, Daniella Rose	10	Tas Swimming	46.06
4	Ball, Zoe	10	Central Cairns	45.20
5	Hoskins, Amy	9	Edge Hill	45.47
6	Payne, Evie	9	Edge Hill	48.23
7	Crumpton, Holly	8	Central Cairns	49.51
8	Gururatsakul, Myna	10	Tas Swimming	50.41

Heat 8 of 9 Finals

1	Craig, Zahlee	10	Central Cairns	59.53
2	Cole, Elanor	9	Stingrays	53.83
3	Crumpton, Sophie S6	14	Central Cairns	51.37
4	Michna, Isla	10	Tobruk	50.51
5	Yokoyama, Meria	8	Edge Hill	50.65
6	Bevan, Shamajah	9	Central Cairns	51.99
7	Napper, Adeline	7	Tas Swimming	57.44
8	Stolk, Maddison	10	Marlin Coast	59.56

Heat 9 of 9 Finals

3	Janez, Kaja	11	Saints	NT
4	Henderson, Zara	8	Edge Hill	1:26.79
5	Adams, Aida	9	Edge Hill	NT
6	Hannah, Tahlia	13	Tobruk	NT

Event 30 Boys 10 & Under 25 LC Meter Freestyle

Lane	Name	Age	Team	Seed Time
------	------	-----	------	-----------

Heat 1 of 1 Finals

2	Armstrong, Charlie	6	Tobruk	NT
3	Henderson, John	8	Edge Hill	40.50
4	Chohan, Taj	9	Malanda	30.97
5	Kelvy, Patrick	5	Edge Hill	38.39
6	Pembroke, Beau	9	Central Cairns	NT

Event 31 Girls 10 & Under 25 LC Meter Freestyle

Lane	Name	Age	Team	Seed Time
------	------	-----	------	-----------

Heat 1 of 2 Finals

1	James, Henley	7	Central Cairns	35.59
2	Payne, Molly	7	Edge Hill	31.34
3	Cole, Elanor	9	Stingrays	23.61
4	Warren, Isabelle	9	Stingrays	19.43
5	Faulkner, Sarina	10	Tas Swimming	22.68
6	Kelvy, Genevieve	7	Edge Hill	27.25
7	James, Jolene	7	Central Cairns	31.57
8	Gururatsakul, Myna	10	Tas Swimming	NT

Heat 2 of 2 Finals

3	Ashton, Sierra	7	Edge Hill	NT
4	Faulkner, Adele	9	Tas Swimming	NT
5	Pembroke, Eve	7	Central Cairns	NT

Event 32 Boys 10-99 100 LC Meter Backstroke

Lane	Name	Age	Team	Seed Time
------	------	-----	------	-----------

Heat 1 of 3 Finals

1	Alden, Benjamin	13	Saints	1:31.48
2	Connors, Flynn	14	Lightning SC	1:22.01
3	Finlay, Fraser	15	Marlin Coast	1:15.24
4	Mittempergher, Noah	14	Marlin Coast	1:14.03
5	Connors, Riley	14	Lightning SC	1:14.87
6	Oliver, Darcy	12	Stingrays	1:17.90
7	Laitinen, Jack	10	Tobruk	1:29.28
8	Francini-O'Hagan, Lachlan	12	Tas Swimming	1:32.72

Heat 2 of 3 Finals

2	Edney, Sasha	11	Marlin Coast	1:49.13
3	Alden, Oliver	15	Saints	1:34.33
4	Brien, Charlie	12	Saints	1:33.04
5	Rickson, Ellis	12	Central Cairns	1:34.14
6	Wills, Harrison	11	COFH	1:35.75
7	Pickup, Noah	13	Tas Swimming	1:49.42

Central Cairns Transition LC Meet - 17/08/2024

Meet Program

Heat 3 Finals (#32 Boys 10-99 100 LC Meter Backstroke)

3	Ihle, Nate	11	Central Cairns	NT
4	Twomey, Archer	11	Tas Swimming	1:52.99
5	Jaron, Marcus	11	Edge Hill	1:58.53

Event 33 Girls 10-99 100 LC Meter Backstroke

Lane	Name	Age	Team	Seed Time
------	------	-----	------	-----------

Heat 1 of 4 Finals

1	Chapman, Freya	12	Marlin Coast	1:28.54
2	Turnbull, Chelsea	12	Tas Swimming	1:21.95
3	Hewitt, Brooklyn	14	Marlin Coast	1:17.00
4	Carey, Paige	16	Central Cairns	1:15.32
5	Greenwood, Eva	12	Tas Swimming	1:16.89
6	De la Fonteyne, Zara	13	Stingrays	1:20.41
7	Hogan, Casey	13	Central Cairns	1:25.97
8	Crumpton, Millie	13	Central Cairns	1:28.99

Heat 2 of 4 Finals

1	Bryan, Kennedy	11	Tobruk	1:40.15
2	Dunn, Camryn	13	Tas Swimming	1:37.36
3	Marek, Abbey	13	Central Cairns	1:36.80
4	Macrae, Mia	11	Marlin Coast	1:32.66
5	Napper, Jesse	10	Tas Swimming	1:36.04
6	Pickup, Abigail	12	Tas Swimming	1:37.35
7	Greenwood, Isabelle	11	Tas Swimming	1:37.47
8	Francini-O'Hagan, Angelina	13	Tas Swimming	1:41.41

Heat 3 of 4 Finals

2	Wilce, Shelby	11	Atherton	2:09.98
3	Piccolo, Rianna	11	Stingrays	1:54.48
4	Ball, Zoe	10	Central Cairns	1:48.17
5	Stockman, Ruby	11	Atherton	1:53.93
6	Alden, Ada	10	Saints	2:03.31
7	Michna, Arden	11	Tobruk	NT

Heat 4 of 4 Finals

3	Riseley, Mikayla	10	Marlin Coast	NT
4	Hutchings, Eva Grace	11	Herbert River	NT
5	Adding, Cedar	13	Saints	NT

Event 34 Boys 12-99 200 LC Meter IM

Lane	Name	Age	Team	Seed Time
------	------	-----	------	-----------

Heat 1 of 2 Finals

1	Bartley, Michael	16	Marlin Coast	2:52.88
2	McShane, Warne	12	Saints	2:45.36
3	Connors, Riley	14	Lightning SC	2:37.40
4	Mcnamara, Liam	16	Central Cairns	2:30.61
5	Thouroude, Nicolas	15	Marlin Coast	2:31.72
6	Andronicus, Nathan SM14	17	Central Cairns	2:41.21
7	Loveridge, Oscar	12	Marlin Coast	2:47.76
8	Mittempergher, Noah	14	Marlin Coast	2:55.04

Heat 2 of 2 Finals

1	Rickson, Ellis	12	Central Cairns	3:26.66
2	Francini-O'Hagan, Lachlan	12	Tas Swimming	3:17.33
3	Alden, Oliver	15	Saints	3:16.21
4	Connors, Flynn	14	Lightning SC	2:57.71
5	Oliver, Darcy	12	Stingrays	3:08.61
6	Alden, Benjamin	13	Saints	3:16.30
7	Brien, Charlie	12	Saints	3:24.58

Event 35 Girls 12-99 200 LC Meter IM

Lane	Name	Age	Team	Seed Time
------	------	-----	------	-----------

Heat 1 of 3 Finals

1	Sokolowski, Lylla	14	Tobruk	3:08.97
2	Stockman, Ella	13	Atherton	3:06.40
3	Turnbull, Chelsea	12	Tas Swimming	2:57.89
4	Hewitt, Brooklyn	14	Marlin Coast	2:50.96
5	O'Neile, Chloe	13	Marlin Coast	2:56.44
6	Allcorn, Piper	12	Central Cairns	3:01.34
7	Crumpton, Millie	13	Central Cairns	3:08.09
8	Twomey, Scarlett	12	Tas Swimming	3:10.29

Heat 2 of 3 Finals

1	Francini-O'Hagan, Angelina	13	Tas Swimming	3:34.25
2	Stewart, Amelia	13	Tas Swimming	3:31.03
3	Marek, Abbey	13	Central Cairns	3:18.84
4	Habgood, Tully	12	Marlin Coast	3:15.43
5	Hewitt, Ashley	12	Marlin Coast	3:16.25
6	Smith, India	13	Tobruk	3:28.12
7	Dunn, Camryn	13	Tas Swimming	3:34.16
8	Parnaby, Annabel	13	Saints	3:35.69

Heat 3 of 3 Finals

3	Adding, Cedar	13	Saints	NT
4	Behrens, Sophia	13	Lightning SC	NT
5	Hannah, Tahlia	13	Tobruk	NT