

EVENT PROGRAM



2024

MARLIN COAST

LONG COURSE

PREPARATION MEET



FRIDAY 18th OCTOBER

Gates open 5pm for 6:30pm Start

SATURDAY 19th OCTOBER

Gates open 7:30am for 9am Start

Marlin Coast Swimming Pool

41 Leisure Park Road, Smithfield



Acknowledgement of Country

We acknowledge the Traditional Owners of the land on which we meet and swim today, the pama kulpul-parra (saltwater Aboriginal people) of the Yirrganydji nation. We pay our respects to Elders past and present.

Welcome to Marlin Coast

We hope you all have a fun-filled weekend at our Long Course Preparation meet. Thank you for your assistance in making this meet possible for the swimmers and for supporting swimming in Far North Queensland.

Entry fees

Friday - Free Entry

Saturday - Spectator Entry Fee \$3.00.

Swimmers and Coaches - Free entry for all sessions.

Raffles at the door – including silent auction – see advert in program. EFTPOS available.

Officials

We are especially grateful to the officials supporting and assisting the racing this weekend.

Photo Policy

In nominating for the 2023 Marlin Coast Preparation Meet, swimmers agree that they may be photographed and that the images may be used in publications, club websites and/or social media sites.



Meet Mobile

Swimmers, fans, and coaches!

Keep track of meets from the palm of your hand, no matter where you are.

Follow all the action on Meet Mobile. Results will be published throughout the day and sent to Swimming Queensland at the completion of the meet.



Follow your favourite swimmers & teams

Flag swimmers and/or teams as 'favourites' and then easily filter down to see both completed results and upcoming schedule.

Used by more than a million Swimmers, Fans & Coaches






Raffles & Silent Auction Prizes Are Thanks to...



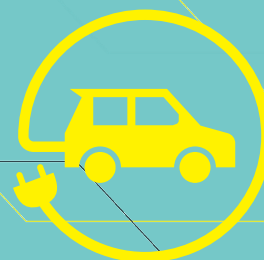
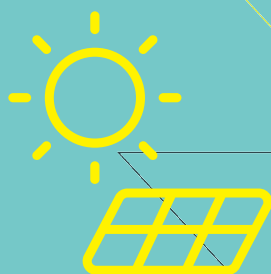
- CaPTA Group Rainforestation Nature Park, Kuranda
- Capability with Chelsea
- Cairns Adventure Group – Big Fishy Jet Boating
- Health Management Dietitians
- Shangri-La Hotel
- Quicksilver Group – Green Island Tour
- 2 x BLVE Fitness Vouchers
- Skyrail Voucher
- Total Physio Cairns Vouchers x 2





REPLENISHABLE ENERGY

There is only one
source.



EC Licence 75986 | 29 Hartley Street Portsmouth | 4031 2251

www.replenishableenergy.com.au

Thanks to our Major Sponsors



Marlin Coast Swimming Club is proudly supported by

CRAIG CRAWFORD MP
STATE MEMBER FOR BARRON RIVER



Marlin Coast

SWIMMING & FITNESS





CAIRNS TOTAL PHYSIO

SPORT | WORK | LIFESTYLE



WHY CHOOSE CAIRNS TOTAL PHYSIO?

- No referral necessary
- 14 Board Registered and Experienced Physiotherapists
- Physios with experience treating elite, sub-elite and amateur athletes
- Multiple locations in Cairns and Mareeba
- Extended opening hours including Saturdays
- One on one Physiotherapy sessions
- Personalised treatments and programs
- Official physios for the CQU Cairns Taipans, Kenfrost Homes Northern Pride, Cairns Dolphins and Cairns Marlins

SERVICES WE OFFER

- Physiotherapy
- Remedial, therapeutic and sports massage
- Dry needling/Acupuncture

- Running Biomechanical Assessment
- Strapping services
- Pilates

CONDITIONS WE CAN TREAT

- Muscles, joints and ligament injuries
- Arthritis, overuse injuries, pain, swelling, stiffness
- Spinal injuries in your back and neck
- Frozen shoulder/rotator cuff
- Sciatica – pain down the back of the leg

PRE & POST OPERATIVE REHABILITATION

- Joint replacements, Pre and post arthroscopy
- ACL reconstructions
- Scar tissue treatment
- And many more!



Whilst we are proud of our association with the regions elite level sports teams (Cairns Taipans, Northern Pride, Cairns Marlins and Cairns Dolphins), our physios can offer much more

ONLINE BOOKING SYSTEM AVAILABLE 24/7

DVA/EPC Referrals Accepted

• Private Health Rebates Available

WESTCOURT

P: 07 4051 3252

SMITHFIELD

P: 07 4220 9231

REDLYNCH

P: 07 4019 7987

MAREEBA

P: 07 4092 5330

E: reception@cairnstotalphysio.com.au | www.cairnstotalphysio.com.au



HEALTH MANAGEMENT DIETITIANS

NUTRITION SUPPORT TO HELP YOU REACH YOUR GOALS

SUPPORTIVE | FRIENDLY | HEALTHY



CAIRNS | ATHERTON | MAREEBA

www.healthmanagement.com.au

Thanks to all our supporting sponsors



Marlin Coast
Lions Club



Menu

Friday Night

Chicken Satay Kebab \$5 (GF)

Sausage Sizzle \$3.50 (GF Available)

Assorted Drinks \$2.50

Saturday

Bacon and Egg Toasties \$6 (AM only or until Sold Out)

Ham and Cheese Toasties \$5 (AM only or until Sold Out)

Fruit Salad Cup \$5 (V)

Chicken Satay Kebab \$5 (GF)

Sausage Sizzle \$3.50 (GF Available)

Butter Chicken \$6.50 (Vegetarian Option Available)

Greek Salad \$6 (V)

Assorted Drinks \$2.50

Cash Accepted
EFTPOS Available



Volunteers & Timekeeping

There will be two timekeeper per lane. All timekeepers will press the plunger when the swimmer finishes their race. Please do not watch the swimmer come in as this will cause you to anticipate the swimmer's finishing touch. Watch the wall for the touch. Please ask the chief timekeeper if you have any queries. Refer to the tables below for club lane allocations. Thank you to all clubs for giving your time generously to help ensure the success of this carnival.

Warm-Up; Under Coaches Supervision

Lanes 2 to 7 are reserved throughout the whole of the warm-up period as circle swimming lanes. Lane 1 and 8 (south end) are reserved throughout the whole of the warm-up period for dive sprints and walk backs. Swimmers must clear the lane immediately and must use caution when doing a Backstroke start.

Participating Clubs

Club Name	Code	Female	Male	Athletes	Entries
Cairns Stingrays SC Inc.	SRAYS	21	15	36	188
Central Cairns Swimming Inc.	CENCA	23	14	37	168
Cooktown Asc Inc	COOK	5	5	10	71
Edge Hill SC Inc	EDGE	8	9	17	68
Herbert River Asc Inc	HERBE	1	0	1	7
Innisfail SC Inc	INNIS	3	0	3	9
Kangaroo Flat Swim Club	KFSC	1	0	1	3
Malanda Aquatic Dragons	MALAN	2	8	10	44
Mareeba SC Inc.	MAREE	2	2	4	9
Marlin Coast SC Inc.	MARLI	31	21	52	281
Saints SC Inc.	SAINT	21	13	34	175
TAS Swimming Inc.	TASSC	19	6	25	165
Tobruk SC Inc.	TOBSC	14	5	19	90
Tully SC Inc	TULLY	3	0	3	12
		154	98	252	1290

Timekeeping Lane Allocations

Friday – Session One (approx. 6pm – 7.30pm)

Lane 1	Lane 2	Lane 3	Lane 4	Lane 5	Lane 6	Lane 7	Lane 8
MALANDA / COOKTOWN	CENTRALS	STINGRAYS	TAS	SAINTS	STINGRAYS	CENTRALS	MARLIN COAST
TAS	CENTRALS	STINGRAYS	TAS	SAINTS	STINGRAYS	SAINTS	MARLIN COAST

Saturday – Session Two (approx. 9am – 11.30am)

Lane 1	Lane 2	Lane 3	Lane 4	Lane 5	Lane 6	Lane 7	Lane 8
TOBRUK	CENTRALS	STINGRAYS	TAS	SAINTS	STINGRAYS	TOBRUK	MARLIN COAST
EDGEHILL	CENTRALS	MALANDA / COOKTOWN	TAS	SAINTS	STINGRAYS	TOBRUK	MARLIN COAST

Saturday – Session Three (approx. 12pm – 3pm)

Lane 1	Lane 2	Lane 3	Lane 4	Lane 5	Lane 6	Lane 7	Lane 8
EDGEHILL	STINGRAYS	CENTRALS	TAS	SAINTS	STINGRAYS	TOBRUK	MARLIN COAST
EDGEHILL	STINGRAYS	CENTRALS	TAS	SAINTS	STINGRAYS	TOBRUK	MARLIN COAST



2024 Marlin Coast Swimming Club

Long Course Meet

Friday 18th & Saturday 19th October 2024



Session 1 – Friday 18th October

Gates open 5pm for 6:30pm start

M	F	Age	Distance	Stroke
1	2	9&O	100	Freestyle
3	4	11&O	200	Breaststroke
5	6	11&O	200	Butterfly
7	8	12&O	1500	Freestyle

Session 2 – Saturday 19th October AM

Gates open 7:30am for 9am start

M	F	Age	Distance	Stroke
9	10	11&O	400	IM
11	12	8&U	25	Freestyle
13	14	Open	50	Breaststroke
15	16	8&U	25	Breaststroke
17	18	Open	50	Backstroke
19	20	8&U	25	Backstroke
21	22	Open	50	Butterfly
23	24	8&U	25	Butterfly
25	26	12&O	800	Freestyle

Session 3 – Saturday 19th October PM

30 mins after finish of Session 2

M	F	Age	Distance	Stroke
27	28	11&O	200	Backstroke
29	30	9&O	100	Butterfly
31	32	11&O	400	Freestyle
33	34	11&O	200	IM
35	36	9&O	100	Breaststroke
37	38	11&O	200	Freestyle
39	40	9&O	100	Backstroke
41	42	Open	50	Freestyle

Spectator entry fee: \$3

Programs available to download from the FNQ Swimming website.

CONDITIONS OF ENTRY:

1. The meet will be conducted under the rules of FINA and By-laws of Swimming Australia (SAL) and Swimming Queensland (SQ).
2. All competitors must be currently registered members of an affiliated SAL club or a visiting member of a club in a FINA registered nation.
3. All decisions taken will be at the discretion of the Chief Referee of the day.
4. Ages will be calculated as at the first day of the meet.
5. Swimmers must nominate through Swim Central.
6. Nomination fee of \$6.00 per event excluding all surcharges.
7. Nominations close 11.59pm, Sunday 13th October 2024.
8. Late nominations accepted 30 minutes prior to meet start time, \$15 per event late fee applies.
9. Meet programs will be available on the FNQ Swimming website; NO programs will be available at the gate.
10. In nominating for this meet, swimmers agree that they may be photographed and that the images may be used in publications, websites or social media sites.
11. It is a condition of entering this meet that your club understands timekeeping is required by all clubs and is allocated by the number of swimmers your club enters.

NOMINATIONS:

(includes the \$1.50 FNQ surcharge)
 8 yrs & under 25 m events: \$3.50 per event
 All other individual events: \$6.00 per event

Nominations close:

11.59pm Sunday 13th October 2024

Enquiries: Toni Bartley

Mobile: 0438 298 141 or

Email: mcscc4@outlook.com

Marlin Coast LC Carnival - 18/10/2024 to 19/10/2024

Session Report

Session: 1 Friday 18th October

Day of Meet: 1 Starts at 06:30 PM Heat Interval: 45 Seconds / Back +15 Seconds

Round	Event	Entries	Heats	Starts at	
Finals	1 Boys 9 & Over 100 Freestyle	37	5	06:30 PM	_____
Finals	2 Girls 9 & Over 100 Freestyle	67	9	06:42 PM	_____
Finals	3 Boys 11 & Over 200 Breaststroke	12	2	07:01 PM	_____
Finals	4 Girls 11 & Over 200 Breaststroke	16	2	07:11 PM	_____
Finals	5 Boys 11 & Over 200 Butterfly	7	1	07:21 PM	_____
Finals	6 Girls 11 & Over 200 Butterfly	8	1	07:25 PM	_____
Finals	7 Boys 12 & Over 1500 Freestyle	1	1	07:29 PM	_____
Finals	8 Girls 12 & Over 1500 Freestyle	5	1	07:51 PM	_____
	Swimmers Counts for Warm-ups: 130	=====	=====		
	Entry / Heat Totals:	153	22		
	Finish Time			08:13 PM	_____

Marlin Coast LC Carnival - 18/10/2024 to 19/10/2024**Session Report**

Session: 2 Saturday 19th October

Day of Meet: 2 Starts at 09:00 AM Heat Interval: 45 Seconds / Back +15 Seconds

Round	Event	Entries	Heats	Starts at	
Finals	9 Boys 11 & Over 400 IM	4	1	09:00 AM	_____
Finals	10 Girls 11 & Over 400 IM	5	1	09:07 AM	_____
Finals	11 Boys 8 & Under 25 Freestyle	6	1	09:14 AM	_____
Finals	12 Girls 8 & Under 25 Freestyle	8	1	09:15 AM	_____
Finals	13 Boys 50 Breaststroke	63	8	09:17 AM	_____
Finals	14 Girls 50 Breaststroke	103	13	09:31 AM	_____
Finals	15 Boys 8 & Under 25 Breaststroke	5	1	09:53 AM	_____
Finals	16 Girls 8 & Under 25 Breaststroke	7	1	09:55 AM	_____
Finals	17 Boys 50 Backstroke	54	7	09:57 AM	_____
Finals	18 Girls 50 Backstroke	100	13	10:10 AM	_____
Finals	19 Boys 8 & Under 25 Backstroke	7	1	10:34 AM	_____
Finals	20 Girls 8 & Under 25 Backstroke	8	1	10:36 AM	_____
Finals	21 Boys 50 Butterfly	62	8	10:37 AM	_____
Finals	22 Girls 50 Butterfly	101	13	10:50 AM	_____
Finals	23 Boys 8 & Under 25 Butterfly	8	1	11:10 AM	_____
Finals	24 Girls 8 & Under 25 Butterfly	5	1	11:12 AM	_____
Finals	25 Boys 12 & Over 800 Freestyle	2	1	11:13 AM	_____
Finals	26 Girls 12 & Over 800 Freestyle	7	1	11:24 AM	_____
	Swimmers Counts for Warm-ups: 223	=====	=====		
	Entry / Heat Totals:	555	74		
	Finish Time			11:37 AM	_____

Marlin Coast LC Carnival - 18/10/2024 to 19/10/2024

Session Report

Session: 3 Saturday 19th October

Day of Meet: 2 Starts at 12:00 PM Heat Interval: 45 Seconds / Back +15 Seconds

Round	Event	Entries	Heats	Starts at	
Finals	27 Boys 11 & Over 200 Backstroke	10	2	12:00 PM	_____
Finals	28 Girls 11 & Over 200 Backstroke	9	2	12:09 PM	_____
Finals	29 Boys 9 & Over 100 Butterfly	28	4	12:17 PM	_____
Finals	30 Girls 9 & Over 100 Butterfly	42	6	12:27 PM	_____
Finals	31 Boys 11 & Over 400 Freestyle	6	1	12:42 PM	_____
Finals	32 Girls 11 & Over 400 Freestyle	16	2	12:50 PM	_____
Finals	33 Boys 11 & Over 200 IM	28	4	01:04 PM	_____
Finals	34 Girls 11 & Over 200 IM	35	5	01:20 PM	_____
Finals	35 Boys 9 & Over 100 Breaststroke	35	5	01:42 PM	_____
Finals	36 Girls 9 & Over 100 Breaststroke	55	7	01:56 PM	_____
Finals	37 Boys 11 & Over 200 Freestyle	20	3	02:16 PM	_____
Finals	38 Girls 11 & Over 200 Freestyle	33	5	02:28 PM	_____
Finals	39 Boys 9 & Over 100 Backstroke	32	4	02:47 PM	_____
Finals	40 Girls 9 & Over 100 Backstroke	50	7	02:58 PM	_____
Finals	41 Boys 50 Freestyle	75	10	03:17 PM	_____
Finals	42 Girls 50 Freestyle	108	14	03:31 PM	_____
	Swimmers Counts for Warm-ups: 224	=====	=====		
	Entry / Heat Totals:	582	81		
	Finish Time			03:52 PM	_____

Marlin Coast LC Carnival - 18/10/2024 to 19/10/2024

Meet Program

Event 1 Boys 9 & Over 100 LC Meter Freestyle

Lane	Name	Age	Team	Seed Time
------	------	-----	------	-----------

Heat 1 of 5 Finals

1	Murray, Taj	16	Marlin Coast	1:04.29
2	Thouroude, Sebastien	18	Marlin Coast	1:01.27
3	Foote, Nathan	22	Stingrays	57.80
4	Rowbotham, Matthew	14	Saints	57.31
5	Kito, Sydney	16	Stingrays	57.54
6	Thouroude, Nicolas	15	Marlin Coast	59.44
7	Connors, Cooper	14	Saints	1:01.91
8	McShane, Warne	12	Saints	1:06.76

Heat 2 of 5 Finals

1	Ross, Clancy	12	Tas Swimming	1:13.22
2	Wilson, Ulrich	13	Saints	1:11.14
3	Clews, Lachlan	15	Tas Swimming	1:09.75
4	Oliver, Darcy	13	Stingrays	1:08.10
5	Pearce, Flynn	15	Saints	1:08.43
6	Smallbane, Hamish	13	Marlin Coast	1:10.33
7	Bolton, Callum	13	Central Cairns	1:11.98
8	Suntsov, Mark	13	Saints	1:13.76

Heat 3 of 5 Finals

1	Habgood, Brock	9	Marlin Coast	1:28.36
2	Scholes, Thomas	12	Stingrays	1:20.07
3	Loveridge, Archie	11	Marlin Coast	1:16.38
4	Chapman, Samuel	11	Marlin Coast	1:13.98
5	Francini-O'Hagan, Lachl	12	Tas Swimming	1:15.87
6	Murphy, Ty	11	Marlin Coast	1:19.47
7	Yu, Li	12	Tas Swimming	1:25.71
8	McKenzie, Hayden	9	Stingrays	1:30.44

Heat 4 of 5 Finals

1	Chohan, Taj	10	Malanda	1:52.47
2	Stewart, Daniel	9	Stingrays	1:37.25
3	Edney, Sasha	11	Marlin Coast	1:34.76
4	Twomey, Archer	11	Tas Swimming	1:33.47
5	Blyde, Andrew	10	Marlin Coast	1:34.33
6	Ihle, Nate	11	Central Cairns	1:35.47
7	De Silva, Ben	9	Stingrays	1:44.42
8	Bredillet, Orlando	10	Cooktown	1:56.75

Heat 5 of 5 Finals

1				
2	Limpus, Benjamin	11	Marlin Coast	NT
3	Cracknell, Thomas	9	Stingrays	NT
4	Starmer, Rhys	9	Marlin Coast	NT
5	Mori, Seita	24	Mareeba	NT
6	Newbury, Movonte	12	Tobruk	NT
7				
8				

Event 2 Girls 9 & Over 100 LC Meter Freestyle

Lane	Name	Age	Team	Seed Time
------	------	-----	------	-----------

Heat 1 of 9 Finals

1	Millar, Abbie	13	Malanda	1:05.65
2	McShane, Cadence	17	Saints	1:04.28
3	Olds, Tara	17	Marlin Coast	1:02.33
4	Carey, Paige	16	Saints	1:01.00
5	Brown, Emily	16	Stingrays	1:01.72
6	Vickers, Emily	15	Marlin Coast	1:03.36
7	Ah Loy-Coutts, Mikayla	13	Saints	1:05.40
8	Travers-Mason, Kai	16	Stingrays	1:05.89

Heat 2 of 9 Finals

1	Allcorn, Piper	12	Central Cairns	1:09.20
2	Libke, Elise	11	Stingrays	1:08.65
3	O'Neile, Chloe	13	Marlin Coast	1:08.37
4	Greenwood, Eva	12	Tas Swimming	1:06.81
5	Young, Lily	15	Marlin Coast	1:07.66
6	Hewitt, Brooklyn	14	Marlin Coast	1:08.43
7	Turnbull, Chelsea	13	Tas Swimming	1:08.85
8	Parnaby, Annabel	13	Saints	1:09.20

Heat 3 of 9 Finals

1	Hutchings, Eva Grace	11	Herbert River	1:17.05
2	Gostlow, Isabella	13	Tobruk	1:14.70
3	Crumpton, Millie	13	Central Cairns	1:13.67
4	Sokolowski, Lylla	14	Tobruk	1:11.43
5	Hewitt, Ashley	12	Marlin Coast	1:11.76
6	Dalmeyer, Eloise	13	Stingrays	1:13.73
7	Twomey, Scarlett	12	Tas Swimming	1:15.36
8	Chapman, Freya	12	Marlin Coast	1:17.33

Heat 4 of 9 Finals

1	Young, Layla	11	Marlin Coast	1:21.19
2	Smith, India	13	Tobruk	1:19.98
3	Dunn, Camryn	13	Tas Swimming	1:18.88
4	Macrae, Mia	11	Marlin Coast	1:18.08
5	Meller, Elizabeth	12	Marlin Coast	1:18.51
6	Kim, Se-A	11	Tas Swimming	1:19.21
7	Stewart, Amelia	13	Tas Swimming	1:20.69
8	Cygler, Halle	12	Marlin Coast	1:21.21

Heat 5 of 9 Finals

1	Tooley, Zoe	12	Tas Swimming	1:24.88
2	Papworth, Skyla	11	Marlin Coast	1:24.37
3	Starr, Summer	13	Marlin Coast	1:22.99
4	Norman, Makayla	14	Saints	1:21.33
5	Greenwood, Isabelle	11	Tas Swimming	1:21.66
6	Zhang, Lilian	11	Tas Swimming	1:23.02
7	Smallbane, Hannah	11	Marlin Coast	1:24.77
8	Michna, Arden	12	Tobruk	1:24.93

Heat 6 of 9 Finals

1	Adding, Cedar	13	Saints	1:27.14
2	Donovan, Maycee	12	Marlin Coast	1:26.77
3	Peraza, Gwyneth	12	Marlin Coast	1:26.47
4	Taylor, Lacey	12	Marlin Coast	1:25.52
5	Francini-O'Hagan, Ange	14	Tas Swimming	1:25.78
6	Musumeci, Ella	11	Stingrays	1:26.75
7	Tan, Evelyn Grace	11	Tobruk	1:26.92
8	Buttimore, Bonnie	11	Marlin Coast	1:27.49

Heat 7 of 9 Finals

1	Rowbotham, Aila	11	Saints	1:34.62
2	McShane, Mahli	9	Saints	1:33.86
3	Albrecht, Izabella	11	Tobruk	1:29.90
4	Southern, Ruby	12	Central Cairns	1:28.60
5	Sokolowski, Quynn	13	Tobruk	1:29.54
6	Riseley, Mikayla	10	Marlin Coast	1:30.26
7	Miotto, Isabel	13	Stingrays	1:34.33
8	Oliver, Ella	11	Stingrays	1:36.80

Marlin Coast LC Carnival - 18/10/2024 to 19/10/2024

Meet Program

Heat 8 Finals (#2 Girls 9 & Over 100 LC Meter Freestyle)

1	Lovelock, Autumn	9	Tully	NT	_____
2	Crumpton, Sophie	15	Central Cairns	2:03.34	_____
3	Savage, Quinn	9	Central Cairns	1:53.37	_____
4	Azzopardi, Evangeline	11	Tas Swimming	1:46.56	_____
5	Buttimore, Rose	10	Marlin Coast	1:49.43	_____
6	Peraza, Audrey	10	Marlin Coast	1:55.67	_____
7	Smallbane, Layla	9	Marlin Coast	2:13.00	_____
8	Goodhew, Ava	9	Central Cairns	NT	_____

Heat 9 of 9 Finals

1					_____
2					_____
3	Colley, Monique	9	Tobruk	NT	_____
4	Lutz, Mackenzie	10	Central Cairns	NT	_____
5	Adding, Bowie	12	Saints	NT	_____
6					_____
7					_____
8					_____

Event 3 Boys 11 & Over 200 LC Meter Breaststroke

Lane Name	Age	Team	Seed Time	
-----------	-----	------	-----------	--

Heat 1 of 2 Finals

1	Ross, Clancy	12	Tas Swimming	3:42.31	_____
2	Andronicus, Nathan	17	Central Cairns	2:59.75	_____
3	Kito, Sunny	12	Stingrays	2:52.49	_____
4	De Carlo, Raiden	13	Marlin Coast	2:36.24	_____
5	Elliott, Ryan	16	Stingrays	2:39.69	_____
6	McShane, Warne	12	Saints	2:56.55	_____
7	Murphy, Ty	11	Marlin Coast	3:33.00	_____
8	Suntsov, Mark	13	Saints	3:42.57	_____

Heat 2 of 2 Finals

1					_____
2					_____
3	Ihle, Nate	11	Central Cairns	NT	_____
4	Francini-O'Hagan, Lachl	12	Tas Swimming	3:54.96	_____
5	Yu, Li	12	Tas Swimming	4:14.07	_____
6	McKenzie, Logan	11	Stingrays	NT	_____
7					_____
8					_____

Event 4 Girls 11 & Over 200 LC Meter Breaststroke

Lane Name	Age	Team	Seed Time	
-----------	-----	------	-----------	--

Heat 1 of 2 Finals

1	Hutchings, Eva Grace	11	Herbert River	3:38.38	_____
2	Stewart, Madeline	14	Stingrays	3:14.38	_____
3	Graham, Lexi	16	Marlin Coast	3:00.04	_____
4	Page, Sienna	12	Stingrays	2:55.70	_____
5	Cracknell, Lucy	13	Stingrays	2:57.35	_____
6	Simms, Alice	13	Marlin Coast	3:00.77	_____
7	Kim, Se-A	11	Tas Swimming	3:33.68	_____
8	Francini-O'Hagan, Ange	14	Tas Swimming	3:41.93	_____

Heat 2 of 2 Finals

1	Prince, Catherine	27	Saints	NT	_____
2	Norman, Makayla	14	Saints	4:39.14	_____
3	Zhang, Lilian	11	Tas Swimming	3:45.95	_____
4	Bryan, Kennedy	11	Tobruk	3:43.36	_____
5	Piccolo, Rianna	11	Stingrays	3:43.61	_____
6	Albrecht, Izabella	11	Tobruk	4:22.16	_____
7	Brunott, Hannah	11	Central Cairns	NT	_____
8	O'Neile, Chloe	13	Marlin Coast	NT	_____

Event 5 Boys 11 & Over 200 LC Meter Butterfly

Lane Name	Age	Team	Seed Time	
-----------	-----	------	-----------	--

Heat 1 of 1 Finals

1	Clews, Lachlan	15	Tas Swimming	NT	_____
2	Bartley, Michael	16	Marlin Coast	2:47.97	_____
3	Rowbotham, Matthew	14	Saints	2:33.15	_____
4	Loveridge, Hugo	16	Marlin Coast	2:09.40	_____
5	Kito, Sydney	16	Stingrays	2:12.76	_____
6	Loveridge, Oscar	13	Marlin Coast	2:42.08	_____
7	Pickard, Jaxon	12	Stingrays	3:08.12	_____
8					_____

Event 6 Girls 11 & Over 200 LC Meter Butterfly

Lane Name	Age	Team	Seed Time	
-----------	-----	------	-----------	--

Heat 1 of 1 Finals

1	Smith, India	13	Tobruk	3:56.27	_____
2	De la Fonteyne, Zara	13	Stingrays	3:11.62	_____
3	Stewart, Madeline	14	Stingrays	2:45.71	_____
4	Carey, Paige	16	Saints	2:34.51	_____
5	Greatorex, Sophie	15	Saints	2:37.47	_____
6	Scholes, Amelie	15	Stingrays	3:01.22	_____
7	Habgood, Tully	12	Marlin Coast	3:26.95	_____
8	Millar, Abbie	13	Malanda	NT	_____

Event 7 Boys 12 & Over 1500 LC Meter Freestyle

Lane Name	Age	Team	Seed Time	
-----------	-----	------	-----------	--

Heat 1 of 1 Finals

1					_____
2					_____
3					_____
4	Armstrong, Thomas	12	Tobruk	21:08.37	_____
5					_____
6					_____
7					_____
8					_____

Event 8 Girls 12 & Over 1500 LC Meter Freestyle

Lane Name	Age	Team	Seed Time	
-----------	-----	------	-----------	--

Heat 1 of 1 Finals

1					_____
2	Marek, Abbey	13	Central Cairns	NT	_____
3	Travers-Mason, Kai	16	Stingrays	20:27.08	_____
4	Lulham, Arabella	15	Marlin Coast	18:32.91	_____
5	Thouroude, Chantal	13	Marlin Coast	19:30.41	_____
6	Young, Lily	15	Marlin Coast	21:00.72	_____
7					_____
8					_____

Event 9 Boys 11 & Over 400 LC Meter IM

Lane Name	Age	Team	Seed Time	
-----------	-----	------	-----------	--

Heat 1 of 1 Finals

1					_____
2					_____
3	Finlay, Fraser	15	Marlin Coast	5:42.23	_____
4	Kito, Sydney	16	Stingrays	4:36.15	_____
5	Kito, Sunny	12	Stingrays	5:26.15	_____
6	Loveridge, Oscar	13	Marlin Coast	5:59.27	_____
7					_____
8					_____

Marlin Coast LC Carnival - 18/10/2024 to 19/10/2024

Meet Program

Event 10 Girls 11 & Over 400 LC Meter IM

Lane	Name	Age	Team	Seed Time
------	------	-----	------	-----------

Heat 1 of 1 Finals

1				
2	Chapman, Freya	12	Marlin Coast	NT
3	Greenwood, Eva	12	Tas Swimming	5:47.13
4	Stewart, Madeline	14	Stingrays	5:34.40
5	McCallum, Sophie	16	Saints	5:35.24
6	Scholes, Amelie	15	Stingrays	5:55.04
7				
8				

Event 11 Boys 8 & Under 25 LC Meter Freestyle

Lane	Name	Age	Team	Seed Time
------	------	-----	------	-----------

Heat 1 of 1 Finals

1				
2	Taylor, Heath	8	Marlin Coast	NT
3	Gobus, Franklin	7	Central Cairns	38.64
4	Armstrong, Charlie	7	Tobruk	28.65
5	Barry, Justin	7	Stingrays	31.40
6	Henderson, John	8	Edge Hill	39.73
7	Strooper, Leif	7	Edge Hill	NT
8				

Event 12 Girls 8 & Under 25 LC Meter Freestyle

Lane	Name	Age	Team	Seed Time
------	------	-----	------	-----------

Heat 1 of 1 Finals

1	Goodhew, Mila	6	Central Cairns	NT
2	James, Jolene	8	Central Cairns	32.95
3	Payne, Molly	7	Edge Hill	25.32
4	Blake, Alexis	7	Mareeba	24.85
5	Pembroke, Eve	8	Central Cairns	25.08
6	James, Henley	8	Central Cairns	32.09
7	Riethmuller, Luella	8	Tully	NT
8	Lovelock, Wynter	6	Tully	NT

Event 13 Boys 50 LC Meter Breaststroke

Lane	Name	Age	Team	Seed Time
------	------	-----	------	-----------

Heat 1 of 8 Finals

1	Ryder, Samuel	17	Cooktown	35.35
2	Kito, Sunny	12	Stingrays	33.73
3	Thouroude, Nicolas	15	Marlin Coast	33.14
4	Elliott, Ryan	16	Stingrays	32.14
5	De Carlo, Raiden	13	Marlin Coast	33.03
6	Foote, Nathan	22	Stingrays	33.38
7	Murray, Taj	16	Marlin Coast	35.21
8	McShane, Warne	12	Saints	35.53

Heat 2 of 8 Finals

1	McKenzie, Logan	11	Stingrays	43.55
2	Habermann, Rudolf	14	Cooktown	42.73
3	Bolton, Callum	13	Central Cairns	42.39
4	Clews, Lachlan	15	Tas Swimming	39.95
5	Smallbane, Hamish	13	Marlin Coast	39.96
6	Ryder, Jett	15	Cooktown	42.44
7	Pickard, Jaxon	12	Stingrays	43.52
8	Sneddon, Peter	15	Tas Swimming	44.24

Heat 3 of 8 Finals

1	Wilson, Ulrich	13	Saints	47.47
2	Murphy, Ty	11	Marlin Coast	46.72
3	Craig, Koby	13	Central Cairns	46.20
4	Francini-O'Hagan, Lachlan	12	Tas Swimming	45.67
5	Alden, Oliver	15	Saints	45.92
6	Habgood, Brock	9	Marlin Coast	46.55
7	Pearce, Flynn	15	Saints	46.87
8	Laitinen, Jack	11	Tobruk	48.83

Heat 4 of 8 Finals

1	Ottone, Aiden	12	Saints	51.84
2	Ball, Jake	12	Central Cairns	50.98
3	Chapman, Samuel	11	Marlin Coast	49.43
4	Loveridge, Archie	11	Marlin Coast	48.83
5	Alden, Benjamin	13	Saints	49.15
6	Turner, Luke	10	Malanda	50.69
7	Dempsey, Darragh	13	Marlin Coast	51.04
8	Yu, Li	12	Tas Swimming	51.89

Heat 5 of 8 Finals

1	Deldot, James	12	Saints	55.34
2	Drummond-smith, Heath	11	Stingrays	54.82
3	Cracknell, Thomas	9	Stingrays	53.52
4	Ryder, Cruze	13	Cooktown	53.10
5	Deldot, Thomas	10	Saints	53.33
6	Jaron, Marcus	12	Edge Hill	53.64
7	McKenzie, Hayden	9	Stingrays	55.32
8	Hoskins, Luca	12	Edge Hill	56.09

Heat 6 of 8 Finals

1	Sly, Coen	9	Malanda	1:04.46
2	Twomey, Archer	11	Tas Swimming	1:03.60
3	Blyde, Andrew	10	Marlin Coast	59.15
4	Ihle, Nate	11	Central Cairns	58.49
5	Gobus, Nicholas	12	Central Cairns	59.06
6	Stewart, Daniel	9	Stingrays	59.24
7	Edney, Sasha	11	Marlin Coast	1:04.26
8	Symons, Clay	12	Malanda	1:04.57

Heat 7 of 8 Finals

1	Barry, Michael	8	Stingrays	1:14.08
2	Waite, Ned	8	Edge Hill	1:13.14
3	Symons, Banjo	10	Malanda	1:08.74
4	Sly, Camden	12	Malanda	1:06.28
5	Brunott, Lachlan	8	Central Cairns	1:07.95
6	Bredillet, Orlando	10	Cooktown	1:09.08
7	Joinbee, Elijah	8	Edge Hill	1:13.57
8	Murphy, Nash	8	Marlin Coast	1:15.46

Heat 8 of 8 Finals

1	Starmer, Rhys	9	Marlin Coast	NT
2	Mori, Seita	24	Mareeba	NT
3	Pembroke, Beau	9	Central Cairns	NT
4	Gilvear, Zander	8	Malanda	1:17.90
5	Sly, Leon	7	Malanda	1:59.34
6	Taylor, Heath	8	Marlin Coast	NT
7	Gobus, Elliott	10	Central Cairns	NT
8				

Marlin Coast LC Carnival - 18/10/2024 to 19/10/2024

Meet Program

Event 14 Girls 50 LC Meter Breaststroke

Lane	Name	Age	Team	Seed Time
------	------	-----	------	-----------

Heat 1 of 13 Finals

1	Simms, Alice	13	Marlin Coast	39.01
2	Page, Sienna	12	Stingrays	38.34
3	Graham, Lexi	16	Marlin Coast	37.76
4	McShane, Cadence	17	Saints	36.99
5	Prince, Catherine	27	Saints	37.15
6	Beck, Natalie	17	Stingrays	37.94
7	Cracknell, Lucy	13	Stingrays	38.40
8	Whitby, Rylee	16	Tas Swimming	39.78

Heat 2 of 13 Finals

1	Hegamaea, Lakea	16	Cooktown	43.03
2	Greenwood, Ellie	15	Saints	41.23
3	Craig, Kyah	17	Central Cairns	41.00
4	Millar, Abbie	13	Malanda	39.90
5	Hansor, Emily	13	Tobruk	40.98
6	Hogan, Casey	13	Central Cairns	41.22
7	Bryan, Kennedy	11	Tobruk	41.39
8	Hegamaea, Haila	13	Cooktown	43.31

Heat 3 of 13 Finals

1	Miotto, Isabel	13	Stingrays	47.89
2	Kim, Se-A	11	Tas Swimming	46.90
3	Turnbull, Chelsea	13	Tas Swimming	45.63
4	Dalmeyer, Eloise	13	Stingrays	43.85
5	Hutchings, Eva Grace	11	Herbert River	44.41
6	Crumpton, Millie	13	Central Cairns	46.43
7	Francini-O'Hagan, Ange	14	Tas Swimming	47.37
8	Meller, Elizabeth	12	Marlin Coast	47.94

Heat 4 of 13 Finals

1	Treloar, Natalie	13	Cooktown	49.60
2	Donovan, Maycee	12	Marlin Coast	49.30
3	Cerutti, Jessica	10	Saints	48.51
4	Piccolo, Rianna	11	Stingrays	48.18
5	Sneddon, Madeleine	12	Tas Swimming	48.37
6	Bennett, Zahra	13	Central Cairns	48.60
7	Brunod, Hannah	11	Central Cairns	49.48
8	Habgood, Tully	12	Marlin Coast	49.73

Heat 5 of 13 Finals

1	Savage, Quinn	9	Central Cairns	51.42
2	Zhang, Lilian	11	Tas Swimming	51.19
3	Napper, Jesse	10	Tas Swimming	50.76
4	Michna, Arden	12	Tobruk	49.90
5	Twomey, Scarlett	12	Tas Swimming	49.99
6	Stewart, Amelia	13	Tas Swimming	51.16
7	Ambrum, Latoya	14	Innisfail	51.32
8	Tooley, Zoe	12	Tas Swimming	51.54

Heat 6 of 13 Finals

1	Crow, Mila	10	Saints	52.37
2	Masina, Eva	14	Innisfail	52.09
3	Allcorn, Frankie	10	Central Cairns	51.88
4	Ambrum, Katara	12	Innisfail	51.62
5	Hegamaea, Maiika	9	Cooktown	51.87
6	Norman, Makayla	14	Saints	51.89
7	Taylor, Rosie	13	Tobruk	52.11
8	Albrecht, Izabella	11	Tobruk	52.41

Heat 7 of 13 Finals

1	Greenwood, Isabelle	11	Tas Swimming	55.99
2	Papworth, Skyla	11	Marlin Coast	54.66
3	Mckechnie, Hurleigh	12	Stingrays	53.63
4	Glaspy, Kinsley	11	Malanda	53.26
5	Marr, Ella	12	Tobruk	53.43
6	Smallbane, Hannah	11	Marlin Coast	54.44
7	Oliver, Ella	11	Stingrays	55.69
8	Riseley, Mikayla	10	Marlin Coast	56.16

Heat 8 of 13 Finals

1	Peraza, Gwyneth	12	Marlin Coast	57.90
2	Yates, Savannah	12	Stingrays	57.03
3	Alden, Ada	10	Saints	56.61
4	Sokolowski, Quynn	13	Tobruk	56.34
5	Smith, India	13	Tobruk	56.61
6	McShane, Mahli	9	Saints	56.92
7	Piccolo, Jorja	9	Stingrays	57.33
8	Southern, Ruby	12	Central Cairns	58.26

Heat 9 of 13 Finals

1	Faulkner, Sarina	10	Tas Swimming	1:00.09
2	Adding, Cedar	13	Saints	59.05
3	Crumpton, Holly	8	Central Cairns	58.61
4	Pembroke, Phoebe	12	Central Cairns	58.35
5	Jaron, Sofia	9	Edge Hill	58.44
6	Ball, Zoe	10	Central Cairns	58.66
7	Coleman, Elizabeth	11	Tas Swimming	59.95
8	Hoskins, Amy	9	Edge Hill	1:00.33

Heat 10 of 13 Finals

1	Buttimore, Rose	10	Marlin Coast	1:04.57
2	Treloar, Mackenzie	10	Cooktown	1:04.06
3	Gururatsakul, Myna	11	Tas Swimming	1:02.24
4	Michna, Isla	10	Tobruk	1:01.41
5	Azzopardi, Evangeline	11	Tas Swimming	1:01.76
6	Rees, Daisy	10	Stingrays	1:03.82
7	Lutz, Mackenzie	10	Central Cairns	1:04.36
8	Rowbotham, Aila	11	Saints	1:06.58

Heat 11 of 13 Finals

1	Smallbane, Layla	9	Marlin Coast	1:13.24
2	Deldot, Elizabeth	8	Saints	1:10.59
3	Saitta, Lily	10	Marlin Coast	1:09.62
4	Yokoyama, Meria	8	Edge Hill	1:06.89
5	Stolk, Maddison	10	Marlin Coast	1:09.53
6	Colley, Monique	9	Tobruk	1:10.25
7	Craig, Zahlee	10	Central Cairns	1:10.98
8	Peraza, Audrey	10	Marlin Coast	1:15.43

Heat 12 of 13 Finals

1	Ashton, Sierra	7	Edge Hill	1:34.99
2	Napper, Adeline	7	Tas Swimming	1:24.23
3	Savage, Ellis	8	Central Cairns	1:22.35
4	Crumpton, Sophie	15	Central Cairns	1:16.29
5	Payne, Evie	9	Edge Hill	1:21.30
6	Henderson, Zara	8	Edge Hill	1:23.23
7	Mckechnie, Georgia	9	Stingrays	1:25.27
8	Dempsey, Eve	11	Marlin Coast	NT

Marlin Coast LC Carnival - 18/10/2024 to 19/10/2024

Meet Program

Heat 13 Finals (#14 Girls 50 LC Meter Breaststroke)

1	Starr, Summer	13	Marlin Coast	NT	_____
2	Lovelock, Autumn	9	Tully	NT	_____
3	Bedford, Tahlia	11	Marlin Coast	NT	_____
4	Rasmussen, Bethany	9	Central Cairns	NT	_____
5	Goodhew, Ava	9	Central Cairns	NT	_____
6	Faulkner, Adele	9	Tas Swimming	NT	_____
7	Adding, Bowie	12	Saints	NT	_____
8					_____

Event 15 Boys 8 & Under 25 LC Meter Breaststroke

Lane Name	Age	Team	Seed Time
-----------	-----	------	-----------

Heat 1 of 1 Finals

1					_____
2	Henderson, John	8	Edge Hill	48.88	_____
3	Taylor, Heath	8	Marlin Coast	38.48	_____
4	Craig, Archie	8	Central Cairns	34.23	_____
5	Armstrong, Charlie	7	Tobruk	35.25	_____
6	Barry, Justin	7	Stingrays	40.44	_____
7					_____
8					_____

Event 16 Girls 8 & Under 25 LC Meter Breaststroke

Lane Name	Age	Team	Seed Time
-----------	-----	------	-----------

Heat 1 of 1 Finals

1	Lovelock, Wynter	6	Tully	NT	_____
2	Riethmuller, Luella	8	Tully	NT	_____
3	James, Jolene	8	Central Cairns	53.83	_____
4	Blake, Alexis	7	Mareeba	32.29	_____
5	Pembroke, Eve	8	Central Cairns	34.28	_____
6	James, Henley	8	Central Cairns	56.53	_____
7	Goodhew, Mila	6	Central Cairns	NT	_____
8					_____

Event 17 Boys 50 LC Meter Backstroke

Lane Name	Age	Team	Seed Time
-----------	-----	------	-----------

Heat 1 of 7 Finals

1	Bolton, Callum	13	Central Cairns	36.41	_____
2	Ryder, Jett	15	Cooktown	34.97	_____
3	Habermann, Rudolf	14	Cooktown	33.16	_____
4	Ryder, Samuel	17	Cooktown	30.07	_____
5	Finlay, Fraser	15	Marlin Coast	32.78	_____
6	Mittempergher, Noah	14	Marlin Coast	34.24	_____
7	Oliver, Darcy	13	Stingrays	35.80	_____
8	Pearce, Flynn	15	Saints	36.43	_____

Heat 2 of 7 Finals

1	Alden, Benjamin	13	Saints	40.76	_____
2	Laitinen, Jack	11	Tobruk	38.51	_____
3	Andronicus, Nathan	17	Central Cairns	37.71	_____
4	Pickard, Jaxon	12	Stingrays	37.03	_____
5	Clews, Lachlan	15	Tas Swimming	37.26	_____
6	Francini-O'Hagan, Lachl	12	Tas Swimming	37.84	_____
7	Wilson, Ulrich	13	Saints	39.72	_____
8	Scholes, Thomas	12	Stingrays	40.85	_____

Heat 3 of 7 Finals

1	Smallbane, Hamish	13	Marlin Coast	43.81	_____
2	Turner, Luke	10	Malanda	41.94	_____
3	Chapman, Samuel	11	Marlin Coast	41.81	_____
4	Loveridge, Archie	11	Marlin Coast	41.05	_____
5	Ryder, Cruze	13	Cooktown	41.12	_____
6	Dempsey, Darragh	13	Marlin Coast	41.90	_____
7	Alden, Oliver	15	Saints	43.46	_____
8	Drummond-smith, Hea	11	Stingrays	44.51	_____

Heat 4 of 7 Finals

1	Yu, Li	12	Tas Swimming	49.19	_____
2	Twomey, Archer	11	Tas Swimming	49.03	_____
3	McKenzie, Hayden	9	Stingrays	48.29	_____
4	Habgood, Brock	9	Marlin Coast	45.84	_____
5	Ball, Jake	12	Central Cairns	46.84	_____
6	Deldot, James	12	Saints	48.32	_____
7	Ottone, Aiden	12	Saints	49.06	_____
8	Jaron, Marcus	12	Edge Hill	49.42	_____

Heat 5 of 7 Finals

1	Cracknell, Thomas	9	Stingrays	54.65	_____
2	Deldot, Thomas	10	Saints	52.54	_____
3	Ihle, Nate	11	Central Cairns	50.54	_____
4	Edney, Sasha	11	Marlin Coast	49.86	_____
5	Stewart, Daniel	9	Stingrays	50.44	_____
6	Gobus, Nicholas	12	Central Cairns	51.38	_____
7	Blyde, Andrew	10	Marlin Coast	52.80	_____
8	Gilvear, Zander	8	Malanda	54.91	_____

Heat 6 of 7 Finals

1	Barry, Michael	8	Stingrays	1:00.01	_____
2	Murphy, Nash	8	Marlin Coast	59.50	_____
3	Bredillet, Orlando	10	Cooktown	57.05	_____
4	Symons, Banjo	10	Malanda	55.19	_____
5	Symons, Clay	12	Malanda	56.76	_____
6	Sly, Camden	12	Malanda	57.74	_____
7	Brunott, Lachlan	8	Central Cairns	59.90	_____
8	Joinbee, Elijah	8	Edge Hill	1:03.38	_____

Heat 7 of 7 Finals

1					_____
2	Joinbee, Malakai	10	Edge Hill	NT	_____
3	Gobus, Elliott	10	Central Cairns	1:07.43	_____
4	Waite, Ned	8	Edge Hill	1:04.68	_____
5	Waite, Frankie	9	Edge Hill	1:06.95	_____
6	Sly, Leon	7	Malanda	1:27.01	_____
7	Pembroke, Beau	9	Central Cairns	NT	_____
8					_____

Event 18 Girls 50 LC Meter Backstroke

Lane Name	Age	Team	Seed Time
-----------	-----	------	-----------

Heat 1 of 13 Finals

1	Prince, Catherine	27	Saints	35.40	_____
2	Travers-Mason, Kai	16	Stingrays	33.53	_____
3	Carey, Paige	16	Saints	32.13	_____
4	McCallum, Sophie	16	Saints	30.35	_____
5	Vickers, Emily	15	Marlin Coast	31.43	_____
6	Olds, Tara	17	Marlin Coast	32.45	_____
7	Greenwood, Eva	12	Tas Swimming	34.99	_____
8	Hewitt, Brooklyn	14	Marlin Coast	35.47	_____

Marlin Coast LC Carnival - 18/10/2024 to 19/10/2024

Meet Program

Heat 2 Finals (#18 Girls 50 LC Meter Backstroke)

1	Bennett, Zahra	13	Central Cairns	37.55	_____
2	Ah Loy-Coutts, Mikayla	13	Saints	36.48	_____
3	Craig, Kyah	17	Central Cairns	35.98	_____
4	Greenwood, Ellie	15	Saints	35.53	_____
5	Turnbull, Chelsea	13	Tas Swimming	35.66	_____
6	De la Fonteyne, Zara	13	Stingrays	36.08	_____
7	Hogan, Casey	13	Central Cairns	37.00	_____
8	Hegamaea, Haila	13	Cooktown	37.62	_____

Heat 3 of 13 Finals

1	Simms, Alice	13	Marlin Coast	38.83	_____
2	Sokolowski, Lylla	14	Tobruk	38.60	_____
3	Hegamaea, Lakea	16	Cooktown	38.43	_____
4	Crumpton, Millie	13	Central Cairns	37.83	_____
5	Hewitt, Ashley	12	Marlin Coast	38.35	_____
6	Allcorn, Piper	12	Central Cairns	38.50	_____
7	O'Neile, Chloe	13	Marlin Coast	38.60	_____
8	Treloar, Natalie	13	Cooktown	39.01	_____

Heat 4 of 13 Finals

1	Glaspay, Kinsley	11	Malanda	42.30	_____
2	Michna, Arden	12	Tobruk	41.67	_____
3	Gostlow, Isabella	13	Tobruk	40.28	_____
4	Masina, Eva	14	Innisfail	39.63	_____
5	Twomey, Scarlett	12	Tas Swimming	39.97	_____
6	Hansor, Emily	13	Tobruk	41.14	_____
7	Ambrum, Latoya	14	Innisfail	41.74	_____
8	Greenwood, Isabelle	11	Tas Swimming	42.36	_____

Heat 5 of 13 Finals

1	Kim, Se-A	11	Tas Swimming	44.43	_____
2	Ambrum, Katara	12	Innisfail	44.10	_____
3	Smith, India	13	Tobruk	43.35	_____
4	Sneddon, Madeleine	12	Tas Swimming	42.63	_____
5	Macrae, Mia	11	Marlin Coast	42.89	_____
6	Napper, Jesse	10	Tas Swimming	43.60	_____
7	Norman, Makayla	14	Saints	44.32	_____
8	Hegamaea, Maiika	9	Cooktown	44.62	_____

Heat 6 of 13 Finals

1	Allcorn, Frankie	10	Central Cairns	46.79	_____
2	Savage, Quinn	9	Central Cairns	45.32	_____
3	De la Fonteyne, Claire	11	Stingrays	45.14	_____
4	Hutchings, Eva Grace	11	Herbert River	44.71	_____
5	Tooley, Zoe	12	Tas Swimming	44.90	_____
6	Mckechnie, Hurleigh	12	Stingrays	45.30	_____
7	Rowbotham, Aila	11	Saints	46.09	_____
8	Albrecht, Izabella	11	Tobruk	46.99	_____

Heat 7 of 13 Finals

1	Pembroke, Phoebe	12	Central Cairns	48.76	_____
2	Marr, Ella	12	Tobruk	48.57	_____
3	Francini-O'Hagan, Ange	14	Tas Swimming	47.80	_____
4	Crow, Mila	10	Saints	47.07	_____
5	Taylor, Rosie	13	Tobruk	47.78	_____
6	Peraza, Gwyneth	12	Marlin Coast	48.28	_____
7	Smallbane, Hannah	11	Marlin Coast	48.67	_____
8	Papworth, Skyla	11	Marlin Coast	49.83	_____

Heat 8 of 13 Finals

1	Ball, Zoe	10	Central Cairns	50.34	_____
2	Yates, Savannah	12	Stingrays	50.27	_____
3	Azzopardi, Evangeline	11	Tas Swimming	50.08	_____
4	McShane, Mahli	9	Saints	49.90	_____
5	Jaron, Sofia	9	Edge Hill	50.06	_____
6	Crumpton, Holly	8	Central Cairns	50.19	_____
7	Coleman, Elizabeth	11	Tas Swimming	50.29	_____
8	Saitta, Lily	10	Marlin Coast	51.78	_____

Heat 9 of 13 Finals

1	Buttimore, Rose	10	Marlin Coast	54.34	_____
2	Treloar, Mackenzie	10	Cooktown	53.45	_____
3	Payne, Evie	9	Edge Hill	52.79	_____
4	Oliver, Ella	11	Stingrays	52.20	_____
5	Rees, Daisy	10	Stingrays	52.42	_____
6	Cerutti, Jessica	10	Saints	52.82	_____
7	Alden, Ada	10	Saints	54.29	_____
8	Capaldi, Mariah	10	Saints	54.65	_____

Heat 10 of 13 Finals

1	Gururatsakul, Myna	11	Tas Swimming	58.28	_____
2	Piccolo, Jorja	9	Stingrays	57.20	_____
3	Adding, Cedar	13	Saints	55.82	_____
4	Colley, Monique	9	Tobruk	54.90	_____
5	Hoskins, Amy	9	Edge Hill	55.37	_____
6	Stolk, Maddison	10	Marlin Coast	56.29	_____
7	Faulkner, Sarina	10	Tas Swimming	57.28	_____
8	Peraza, Audrey	10	Marlin Coast	59.33	_____

Heat 11 of 13 Finals

1	Ashton, Sierra	7	Edge Hill	1:03.03	_____
2	Michna, Isla	10	Tobruk	1:01.89	_____
3	Deldot, Elizabeth	8	Saints	1:01.61	_____
4	Yokoyama, Meria	8	Edge Hill	59.53	_____
5	Crumpton, Sophie	15	Central Cairns	1:00.35	_____
6	Payne, Molly	7	Edge Hill	1:01.82	_____
7	Smallbane, Layla	9	Marlin Coast	1:01.90	_____
8	Napper, Adeline	7	Tas Swimming	1:03.73	_____

Heat 12 of 13 Finals

1	Lovelock, Autumn	9	Tully	NT	_____
2	Starr, Summer	13	Marlin Coast	NT	_____
3	Savage, Ellis	8	Central Cairns	1:09.15	_____
4	Faulkner, Adele	9	Tas Swimming	1:05.27	_____
5	Mckechnie, Georgia	9	Stingrays	1:07.70	_____
6	Henderson, Zara	8	Edge Hill	1:23.87	_____
7	Adding, Bowie	12	Saints	NT	_____
8	Goodhew, Ava	9	Central Cairns	NT	_____

Heat 13 of 13 Finals

1					_____
2					_____
3	Bedford, Tahlia	11	Marlin Coast	NT	_____
4	Jones, Lily-Grace	8	Stingrays	NT	_____
5	Lutz, Mackenzie	10	Central Cairns	NT	_____
6	Dempsey, Eve	11	Marlin Coast	NT	_____
7					_____
8					_____

Marlin Coast LC Carnival - 18/10/2024 to 19/10/2024

Meet Program

Event 19 Boys 8 & Under 25 LC Meter Backstroke

Lane Name	Age	Team	Seed Time
-----------	-----	------	-----------

Heat 1 of 1 Finals

1	Strooper, Leif	7	Edge Hill	NT
2	Barry, Justin	7	Stingrays	39.87
3	Craig, Archie	8	Central Cairns	35.42
4	Armstrong, Charlie	7	Tobruk	29.10
5	Taylor, Heath	8	Marlin Coast	33.10
6	Henderson, John	8	Edge Hill	38.44
7	Gobus, Franklin	7	Central Cairns	42.45
8				

Event 20 Girls 8 & Under 25 LC Meter Backstroke

Lane Name	Age	Team	Seed Time
-----------	-----	------	-----------

Heat 1 of 1 Finals

1	Goodhew, Mila	6	Central Cairns	NT
2	Jones, Lily-Grace	8	Stingrays	33.73
3	James, Jolene	8	Central Cairns	31.58
4	Pembroke, Eve	8	Central Cairns	28.06
5	Blake, Alexis	7	Mareeba	30.64
6	James, Henley	8	Central Cairns	31.85
7	Riethmuller, Luella	8	Tully	NT
8	Lovelock, Wynter	6	Tully	NT

Event 21 Boys 50 LC Meter Butterfly

Lane Name	Age	Team	Seed Time
-----------	-----	------	-----------

Heat 1 of 8 Finals

1	Kito, Sunny	12	Stingrays	29.88
2	Murray, Taj	16	Marlin Coast	28.79
3	McNamara, Liam	16	Central Cairns	28.19
4	Loveridge, Hugo	16	Marlin Coast	27.02
5	Foote, Nathan	22	Stingrays	27.24
6	Ryder, Samuel	17	Cooktown	28.40
7	Thouroude, Sebastien	18	Marlin Coast	29.04
8	Lowrey, Joshua	16	Central Cairns	30.46

Heat 2 of 8 Finals

1	Andronicus, Nathan	17	Central Cairns	34.35
2	McShane, Warne	12	Saints	34.03
3	Bartley, Michael	16	Marlin Coast	32.09
4	Elliott, Ryan	16	Stingrays	31.15
5	Ryder, Jett	15	Cooktown	31.85
6	Loveridge, Oscar	13	Marlin Coast	32.61
7	Habermann, Rudolf	14	Cooktown	34.10
8	Bolton, Callum	13	Central Cairns	34.36

Heat 3 of 8 Finals

1	Loveridge, Archie	11	Marlin Coast	38.89
2	Clews, Lachlan	15	Tas Swimming	37.02
3	Craig, Koby	13	Central Cairns	35.76
4	Pearce, Flynn	15	Saints	35.04
5	Wilson, Ulrich	13	Saints	35.70
6	Sneddon, Peter	15	Tas Swimming	36.28
7	Smallbane, Hamish	13	Marlin Coast	37.40
8	Ryder, Cruze	13	Cooktown	39.05

Heat 4 of 8 Finals

1	Oliver, Darcy	13	Stingrays	41.01
2	Alden, Benjamin	13	Saints	40.62
3	Laitinen, Jack	11	Tobruk	40.14
4	McKenzie, Logan	11	Stingrays	39.76
5	Armstrong, Thomas	12	Tobruk	39.81
6	Murphy, Ty	11	Marlin Coast	40.52
7	Scholes, Thomas	12	Stingrays	40.65
8	Habgood, Brock	9	Marlin Coast	41.41

Heat 5 of 8 Finals

1	Twomey, Archer	11	Tas Swimming	49.19
2	Drummond -smith, Hea	11	Stingrays	47.78
3	Ball, Jake	12	Central Cairns	44.09
4	Francini-O'Hagan, Lach	12	Tas Swimming	42.92
5	Turner, Luke	10	Malanda	43.58
6	Dempsey, Darragh	13	Marlin Coast	47.08
7	Deldot, James	12	Saints	48.16
8	McKenzie, Hayden	9	Stingrays	50.07

Heat 6 of 8 Finals

1	Deldot, Thomas	10	Saints	56.68
2	Sly, Coen	9	Malanda	56.56
3	Jaron, Marcus	12	Edge Hill	51.54
4	Ottone, Aiden	12	Saints	50.20
5	Hoskins, Luca	12	Edge Hill	51.48
6	Yu, Li	12	Tas Swimming	53.96
7	Murphy, Nash	8	Marlin Coast	56.62
8	Sly, Camden	12	Malanda	58.14

Heat 7 of 8 Finals

1	Symons, Banjo	10	Malanda	1:11.11
2	Edney, Sasha	11	Marlin Coast	1:04.38
3	Blyde, Andrew	10	Marlin Coast	1:01.96
4	Cracknell, Thomas	9	Stingrays	1:01.51
5	Stewart, Daniel	9	Stingrays	1:01.88
6	Symons, Clay	12	Malanda	1:03.70
7	Bredillet, Orlando	10	Cooktown	1:09.25
8	Brunott, Lachlan	8	Central Cairns	1:13.87

Heat 8 of 8 Finals

1				
2	Gobus, Nicholas	12	Central Cairns	NT
3	Limpus, Benjamin	11	Marlin Coast	NT
4	Barry, Michael	8	Stingrays	1:17.30
5	Pembroke, Beau	9	Central Cairns	NT
6	Ihle, Nate	11	Central Cairns	NT
7	Sly, Leon	7	Malanda	NT
8				

Event 22 Girls 50 LC Meter Butterfly

Lane Name	Age	Team	Seed Time
-----------	-----	------	-----------

Heat 1 of 13 Finals

1	Scholes, Amelie	15	Stingrays	32.00
2	Olds, Tara	17	Marlin Coast	31.47
3	Prince, Catherine	27	Saints	30.28
4	McCallum, Sophie	16	Saints	29.14
5	Carey, Paige	16	Saints	29.14
6	Lulham, Arabella	15	Marlin Coast	30.63
7	Whitby, Rylee	16	Tas Swimming	31.80
8	Beck, Natalie	17	Stingrays	32.15

Marlin Coast LC Carnival - 18/10/2024 to 19/10/2024

Meet Program

Heat 2 Finals (#22 Girls 50 LC Meter Butterfly)

1	Ah Loy-Coutts, Mikayla	13	Saints	33.86	_____
2	Hewitt, Brooklyn	14	Marlin Coast	33.37	_____
3	Turnbull, Chelsea	13	Tas Swimming	33.03	_____
4	Graham, Lexi	16	Marlin Coast	32.15	_____
5	Millar, Abbie	13	Malanda	32.47	_____
6	Travers-Mason, Kai	16	Stingrays	33.22	_____
7	Thouroude, Chantal	13	Marlin Coast	33.56	_____
8	Craig, Kyah	17	Central Cairns	34.02	_____

Heat 3 of 13 Finals

1	Dalmeyer, Eloise	13	Stingrays	35.89	_____
2	Hegamaea, Lakea	16	Cooktown	34.52	_____
3	Crumpton, Millie	13	Central Cairns	34.48	_____
4	McShane, Cadence	17	Saints	34.16	_____
5	De la Fonteyne, Zara	13	Stingrays	34.43	_____
6	Libke, Elise	11	Stingrays	34.49	_____
7	Greenwood, Eva	12	Tas Swimming	34.91	_____
8	Hegamaea, Haila	13	Cooktown	36.55	_____

Heat 4 of 13 Finals

1	Parnaby, Annabel	13	Saints	38.85	_____
2	Twomey, Scarlett	12	Tas Swimming	38.57	_____
3	Allcorn, Piper	12	Central Cairns	37.21	_____
4	Hogan, Casey	13	Central Cairns	36.85	_____
5	Page, Sienna	12	Stingrays	37.18	_____
6	Greenwood, Ellie	15	Saints	37.64	_____
7	Habgood, Tully	12	Marlin Coast	38.60	_____
8	Gostlow, Isabella	13	Tobruk	38.86	_____

Heat 5 of 13 Finals

1	Meller, Elizabeth	12	Marlin Coast	41.65	_____
2	Treloar, Natalie	13	Cooktown	40.47	_____
3	Sneddon, Madeleine	12	Tas Swimming	40.17	_____
4	Norman, Makayla	14	Saints	39.51	_____
5	Chapman, Freya	12	Marlin Coast	40.12	_____
6	De la Fonteyne, Claire	11	Stingrays	40.39	_____
7	Bennett, Zahra	13	Central Cairns	40.74	_____
8	Smith, India	13	Tobruk	41.68	_____

Heat 6 of 13 Finals

1	Kim, Se-A	11	Tas Swimming	43.53	_____
2	Piccolo, Rianna	11	Stingrays	42.72	_____
3	Stewart, Amelia	13	Tas Swimming	42.37	_____
4	Masina, Eva	14	Innisfail	41.89	_____
5	Mckechnie, Hurleigh	12	Stingrays	42.21	_____
6	Hutchings, Eva Grace	11	Herbert River	42.68	_____
7	Pembroke, Phoebe	12	Central Cairns	43.52	_____
8	Hegamaea, Maiika	9	Cooktown	43.54	_____

Heat 7 of 13 Finals

1	Tooley, Zoe	12	Tas Swimming	45.30	_____
2	Riseley, Mikayla	10	Marlin Coast	44.67	_____
3	Peraza, Gwyneth	12	Marlin Coast	43.78	_____
4	Ambrum, Latoya	14	Innisfail	43.58	_____
5	Francini-O'Hagan, Ange	14	Tas Swimming	43.75	_____
6	Bryan, Kennedy	11	Tobruk	44.16	_____
7	Greenwood, Isabelle	11	Tas Swimming	44.94	_____
8	Napper, Jesse	10	Tas Swimming	45.65	_____

Heat 8 of 13 Finals

1	Coleman, Elizabeth	11	Tas Swimming	48.77	_____
2	Michna, Arden	12	Tobruk	46.84	_____
3	Ambrum, Katara	12	Innisfail	46.19	_____
4	Allcorn, Frankie	10	Central Cairns	45.77	_____
5	Crow, Mila	10	Saints	45.90	_____
6	Savage, Quinn	9	Central Cairns	46.80	_____
7	Tan, Evelyn Grace	11	Tobruk	48.63	_____
8	Crumpton, Holly	8	Central Cairns	49.16	_____

Heat 9 of 13 Finals

1	Rowbotham, Aila	11	Saints	52.42	_____
2	Alden, Ada	10	Saints	52.33	_____
3	Smallbane, Hannah	11	Marlin Coast	51.28	_____
4	Jaron, Sofia	9	Edge Hill	50.06	_____
5	Papworth, Skylar	11	Marlin Coast	51.04	_____
6	Cerutti, Jessica	10	Saints	51.62	_____
7	Yates, Savannah	12	Stingrays	52.40	_____
8	McShane, Mahli	9	Saints	53.77	_____

Heat 10 of 13 Finals

1	Payne, Evie	9	Edge Hill	59.06	_____
2	Marr, Ella	12	Tobruk	55.51	_____
3	Ball, Zoe	10	Central Cairns	54.53	_____
4	Treloar, Mackenzie	10	Cooktown	53.84	_____
5	Adding, Cedar	13	Saints	53.99	_____
6	Hoskins, Amy	9	Edge Hill	54.82	_____
7	Azzopardi, Evangeline	11	Tas Swimming	57.55	_____
8	Southern, Ruby	12	Central Cairns	59.18	_____

Heat 11 of 13 Finals

1	Smallbane, Layla	9	Marlin Coast	1:06.98	_____
2	Saitta, Lily	10	Marlin Coast	1:02.53	_____
3	Craig, Zahlee	10	Central Cairns	1:01.70	_____
4	Buttimore, Rose	10	Marlin Coast	1:00.03	_____
5	Faulkner, Sarina	10	Tas Swimming	1:00.71	_____
6	Stolk, Maddison	10	Marlin Coast	1:02.34	_____
7	Crumpton, Sophie	15	Central Cairns	1:05.80	_____
8	Piccolo, Jorja	9	Stingrays	1:07.53	_____

Heat 12 of 13 Finals

1	Michna, Isla	10	Tobruk	NT	_____
2	Starr, Summer	13	Marlin Coast	NT	_____
3	Savage, Ellis	8	Central Cairns	1:18.41	_____
4	Peraza, Audrey	10	Marlin Coast	1:08.08	_____
5	Colley, Monique	9	Tobruk	1:10.25	_____
6	Deldot, Elizabeth	8	Saints	1:24.05	_____
7	Yokoyama, Meria	8	Edge Hill	NT	_____
8	Taylor, Rosie	13	Tobruk	NT	_____

Heat 13 of 13 Finals

1					_____
2	Bedford, Tahlia	11	Marlin Coast	NT	_____
3	Lovelock, Autumn	9	Tully	NT	_____
4	Dempsey, Eve	11	Marlin Coast	NT	_____
5	Rees, Daisy	10	Stingrays	NT	_____
6	Rasmussen, Bethany	9	Central Cairns	NT	_____
7					_____
8					_____

Marlin Coast LC Carnival - 18/10/2024 to 19/10/2024

Meet Program

Event 23 Boys 8 & Under 25 LC Meter Butterfly

Lane	Name	Age	Team	Seed Time
Heat 1 of 1 Finals				
1	Craig, Archie	8	Central Cairns	NT
2	Waite, Ned	8	Edge Hill	49.17
3	Barry, Justin	7	Stingrays	44.22
4	Joinbee, Elijah	8	Edge Hill	24.72
5	Gilvear, Zander	8	Malanda	32.34
6	Henderson, John	8	Edge Hill	45.60
7	Taylor, Heath	8	Marlin Coast	NT
8	Strooper, Leif	7	Edge Hill	NT

Event 24 Girls 8 & Under 25 LC Meter Butterfly

Lane	Name	Age	Team	Seed Time
Heat 1 of 1 Finals				
1				
2	Goodhew, Mila	6	Central Cairns	NT
3	Napper, Adeline	7	Tas Swimming	35.81
4	Pembroke, Eve	8	Central Cairns	30.78
5	Ashton, Sierra	7	Edge Hill	34.05
6	Henderson, Zara	8	Edge Hill	37.07
7				
8				

Event 25 Boys 12 & Over 800 LC Meter Freestyle

Lane	Name	Age	Team	Seed Time
Heat 1 of 1 Finals				
1				
2				
3				
4	Kito, Sydney	16	Stingrays	8:44.63
5	Thouroude, Nicolas	15	Marlin Coast	9:29.87
6				
7				
8				

Event 26 Girls 12 & Over 800 LC Meter Freestyle

Lane	Name	Age	Team	Seed Time
Heat 1 of 1 Finals				
1	Smith, India	13	Tobruk	12:22.68
2	Young, Lily	15	Marlin Coast	10:32.53
3	O'Neile, Chloe	13	Marlin Coast	10:22.55
4	Lulham, Arabella	15	Marlin Coast	9:52.97
5	Stewart, Madeline	14	Stingrays	10:15.95
6	Thouroude, Chantal	13	Marlin Coast	10:23.07
7	Hewitt, Ashley	12	Marlin Coast	10:59.35
8				

Event 27 Boys 11 & Over 200 LC Meter Backstroke

Lane	Name	Age	Team	Seed Time
Heat 1 of 2 Finals				
1	Francini-O'Hagan, Lachl	12	Tas Swimming	2:58.37
2	Oliver, Darcy	13	Stingrays	2:44.37
3	Kito, Sunny	12	Stingrays	2:41.44
4	Rowbotham, Matthew	14	Saints	2:21.24
5	Finlay, Fraser	15	Marlin Coast	2:36.10
6	Mittempergher, Noah	14	Marlin Coast	2:42.98
7	Pickard, Jaxon	12	Stingrays	2:47.15
8				

Heat 2 of 2 Finals

1				
2				
3	Hoskins, Luca	12	Edge Hill	NT
4	Craig, Koby	13	Central Cairns	3:14.10
5	Clews, Lachlan	15	Tas Swimming	NT
6				
7				
8				

Event 28 Girls 11 & Over 200 LC Meter Backstroke

Lane	Name	Age	Team	Seed Time
Heat 1 of 2 Finals				
1				
2	Travers-Mason, Kai	16	Stingrays	2:38.43
3	Brown, Emily	16	Stingrays	2:32.96
4	McCallum, Sophie	16	Saints	2:24.68
5	Vickers, Emily	15	Marlin Coast	2:32.67
6	Stewart, Madeline	14	Stingrays	2:33.81
7	Hewitt, Brooklyn	14	Marlin Coast	2:39.10
8				

Heat 2 of 2 Finals

1				
2				
3	Greenwood, Ellie	15	Saints	NT
4	Greenwood, Eva	12	Tas Swimming	2:40.74
5	Coleman, Elizabeth	11	Tas Swimming	3:23.19
6				
7				
8				

Event 29 Boys 9 & Over 100 LC Meter Butterfly

Lane	Name	Age	Team	Seed Time
Heat 1 of 4 Finals				
1	Loveridge, Oscar	13	Marlin Coast	1:13.38
2	Thouroude, Sebastien	18	Marlin Coast	1:08.65
3	Foote, Nathan	22	Stingrays	1:03.97
4	Loveridge, Hugo	16	Marlin Coast	58.32
5	McNamara, Liam	16	Central Cairns	1:01.89
6	Ryder, Samuel	17	Cooktown	1:04.18
7	Bartley, Michael	16	Marlin Coast	1:13.26
8	Habermann, Rudolf	14	Cooktown	1:17.39

Heat 2 of 4 Finals

1	Pearce, Flynn	15	Saints	1:23.60
2	De Carlo, Raiden	13	Marlin Coast	1:20.04
3	Andronicus, Nathan	17	Central Cairns	1:19.45
4	McShane, Warne	12	Saints	1:17.94
5	Ryder, Jett	15	Cooktown	1:18.91
6	Sneddon, Peter	15	Tas Swimming	1:19.85
7	Connors, Cooper	14	Saints	1:21.13
8	Bolton, Callum	13	Central Cairns	1:23.62

Heat 3 of 4 Finals

1	Ball, Jake	12	Central Cairns	2:00.31
2	Alden, Benjamin	13	Saints	1:38.83
3	Ryder, Cruze	13	Cooktown	1:34.33
4	Wilson, Ulrich	13	Saints	1:25.09
5	Brien, Charlie	12	Saints	1:34.11
6	Laitinen, Jack	11	Tobruk	1:38.65
7	Loveridge, Archie	11	Marlin Coast	1:46.60
8	De Silva, Ben	9	Stingrays	2:51.91

Marlin Coast LC Carnival - 18/10/2024 to 19/10/2024

Meet Program

Heat 4 Finals (#29 Boys 9 & Over 100 LC Meter Butterfly)

1				
2				
3	Ottone, Aiden	12	Saints	NT
4	Chapman, Samuel	11	Marlin Coast	NT
5	Limpus, Benjamin	11	Marlin Coast	NT
6	Turner, Luke	10	Malanda	NT
7				
8				

Event 30 Girls 9 & Over 100 LC Meter Butterfly

Lane	Name	Age	Team	Seed Time
------	------	-----	------	-----------

Heat 1 of 6 Finals

1	Ah Loy-Coutts, Mikayla	13	Saints	1:16.13
2	Millar, Abbie	13	Malanda	1:13.69
3	Prince, Catherine	27	Saints	1:12.45
4	Carey, Paige	16	Saints	1:04.48
5	Sullivan, Claudia	15	Saints	1:09.64
6	Whitby, Rylee	16	Tas Swimming	1:13.14
7	Scholes, Amelie	15	Stingrays	1:15.94
8	Beck, Natalie	17	Stingrays	1:17.42

Heat 2 of 6 Finals

1	Page, Sienna	12	Stingrays	1:24.72
2	Libke, Elise	11	Stingrays	1:22.70
3	Turnbull, Chelsea	13	Tas Swimming	1:20.26
4	McShane, Cadence	17	Saints	1:17.78
5	De la Fonteyne, Zara	13	Stingrays	1:18.67
6	Crumpton, Millie	13	Central Cairns	1:21.93
7	Hayward, Jade	12	KangaSC	1:24.69
8	Dalmeyer, Eloise	13	Stingrays	1:25.40

Heat 3 of 6 Finals

1	Francini-O'Hagan, Ange	14	Tas Swimming	1:40.39
2	Meller, Elizabeth	12	Marlin Coast	1:34.04
3	Hegamaea, Haila	13	Cooktown	1:31.61
4	Hegamaea, Lakea	16	Cooktown	1:26.52
5	Habgood, Tully	12	Marlin Coast	1:30.02
6	Chapman, Freya	12	Marlin Coast	1:33.43
7	Stewart, Amelia	13	Tas Swimming	1:40.31
8	De la Fonteyne, Claire	11	Stingrays	1:41.37

Heat 4 of 6 Finals

1	Young, Layla	11	Marlin Coast	1:53.92
2	Tan, Evelyn Grace	11	Tobruk	1:53.54
3	Hegamaea, Maiika	9	Cooktown	1:43.22
4	Treloar, Natalie	13	Cooktown	1:41.93
5	Bryan, Kennedy	11	Tobruk	1:42.31
6	Coleman, Elizabeth	11	Tas Swimming	1:47.62
7	Buttimore, Bonnie	11	Marlin Coast	1:53.73
8	Mckechnie, Hurleigh	12	Stingrays	1:53.93

Heat 5 of 6 Finals

1	Strooper, Evangeline	9	Edge Hill	NT
2	Peraza, Audrey	10	Marlin Coast	2:38.00
3	Peraza, Gwyneth	12	Marlin Coast	2:03.48
4	Smallbane, Hannah	11	Marlin Coast	1:55.20
5	Ball, Zoe	10	Central Cairns	2:01.74
6	Buttimore, Rose	10	Marlin Coast	2:31.03
7	Tooley, Zoe	12	Tas Swimming	NT
8				

Heat 6 of 6 Finals

1				
2				
3	Bennett, Zahra	13	Central Cairns	NT
4	Alden, Ada	10	Saints	NT
5	Cerutti, Jessica	10	Saints	NT
6				
7				
8				

Event 31 Boys 11 & Over 400 LC Meter Freestyle

Lane	Name	Age	Team	Seed Time
------	------	-----	------	-----------

Heat 1 of 1 Finals

1				
2	Waller, Frankie	11	Central Cairns	NT
3	Limpus, Benjamin	11	Marlin Coast	7:17.99
4	Armstrong, Thomas	12	Tobruk	5:24.18
5	Scholes, Thomas	12	Stingrays	5:49.84
6	Mann, Adrian	15	Edge Hill	NT
7	Murphy, Ty	11	Marlin Coast	NT
8				

Event 32 Girls 11 & Over 400 LC Meter Freestyle

Lane	Name	Age	Team	Seed Time
------	------	-----	------	-----------

Heat 1 of 2 Finals

1	Sokolowski, Lylla	14	Tobruk	5:23.76
2	Young, Lily	15	Marlin Coast	5:03.92
3	Thouroude, Chantal	13	Marlin Coast	4:53.39
4	Lulham, Arabella	15	Marlin Coast	4:44.51
5	Greatorex, Sophie	15	Saints	4:45.97
6	Travers-Mason, Kai	16	Stingrays	5:01.01
7	Bamford, Ava	14	Saints	5:12.40
8	Allcorn, Piper	12	Central Cairns	5:23.96

Heat 2 of 2 Finals

1	Southern, Ruby	12	Central Cairns	NT
2	Mckechnie, Hurleigh	12	Stingrays	6:30.39
3	Stewart, Amelia	13	Tas Swimming	6:02.68
4	Taylor, Lacey	12	Marlin Coast	5:44.50
5	Twomey, Scarlett	12	Tas Swimming	5:48.60
6	Kim, Se-A	11	Tas Swimming	6:05.39
7	Peraza, Gwyneth	12	Marlin Coast	6:48.54
8	Hannah, Tahlia	13	Tobruk	NT

Event 33 Boys 11 & Over 200 LC Meter IM

Lane	Name	Age	Team	Seed Time
------	------	-----	------	-----------

Heat 1 of 4 Finals

1	Thouroude, Nicolas	15	Marlin Coast	2:31.72
2	McNamara, Liam	16	Central Cairns	2:29.84
3	Foot, Nathan	22	Stingrays	2:24.33
4	Kito, Sydney	16	Stingrays	2:12.44
5	Loveridge, Hugo	16	Marlin Coast	2:14.47
6	Kito, Sunny	12	Stingrays	2:28.53
7	Elliott, Ryan	16	Stingrays	2:30.63
8	Murray, Taj	16	Marlin Coast	2:37.48

Marlin Coast LC Carnival - 18/10/2024 to 19/10/2024

Meet Program

Heat 2 Finals (#33 Boys 11 & Over 200 LC Meter IM)

1	Sneddon, Peter	15	Tas Swimming	3:04.81	_____
2	Pearce, Flynn	15	Saints	2:57.44	_____
3	Ryder, Jett	15	Cooktown	2:50.17	_____
4	Andronicus, Nathan	17	Central Cairns	2:41.21	_____
5	Habermann, Rudolf	14	Cooktown	2:49.15	_____
6	Mittempergher, Noah	14	Marlin Coast	2:55.04	_____
7	Pickard, Jaxon	12	Stingrays	2:59.85	_____
8	Craig, Koby	13	Central Cairns	3:08.87	_____

Heat 3 of 4 Finals

1	Alden, Benjamin	13	Saints	3:16.30	_____
2	Alden, Oliver	15	Saints	3:16.21	_____
3	Ross, Clancy	12	Tas Swimming	3:13.93	_____
4	Francini-O'Hagan, Lachl	12	Tas Swimming	3:10.64	_____
5	Smallbane, Hamish	13	Marlin Coast	3:12.10	_____
6	Ryder, Cruze	13	Cooktown	3:14.61	_____
7	Brien, Charlie	12	Saints	3:16.28	_____
8	McKenzie, Logan	11	Stingrays	3:24.09	_____

Heat 4 of 4 Finals

1					_____
2					_____
3	Sly, Camden	12	Malanda	4:00.14	_____
4	Ball, Jake	12	Central Cairns	3:37.28	_____
5	Twomey, Archer	11	Tas Swimming	3:57.68	_____
6	Jaron, Marcus	12	Edge Hill	NT	_____
7					_____
8					_____

Event 34 Girls 11 & Over 200 LC Meter IM

Lane Name	Age	Team	Seed Time
-----------	-----	------	-----------

Heat 1 of 5 Finals

1	Turnbull, Chelsea	13	Tas Swimming	2:57.89	_____
2	Greenwood, Eva	12	Tas Swimming	2:52.13	_____
3	Millar, Abbie	13	Malanda	2:43.21	_____
4	Stewart, Madeline	14	Stingrays	2:37.53	_____
5	Sullivan, Claudia	15	Saints	2:40.63	_____
6	Libke, Elise	11	Stingrays	2:48.68	_____
7	Dalmeyer, Eloise	13	Stingrays	2:57.44	_____
8	Hegamaea, Haila	13	Cooktown	3:00.11	_____

Heat 2 of 5 Finals

1	Treloar, Natalie	13	Cooktown	3:18.46	_____
2	Habgood, Tully	12	Marlin Coast	3:14.97	_____
3	Twomey, Scarlett	12	Tas Swimming	3:10.29	_____
4	Crumpton, Millie	13	Central Cairns	3:04.83	_____
5	Meller, Elizabeth	12	Marlin Coast	3:08.50	_____
6	Gostlow, Isabella	13	Tobruk	3:11.29	_____
7	Miotto, Isabel	13	Stingrays	3:17.27	_____
8	Stewart, Amelia	13	Tas Swimming	3:23.31	_____

Heat 3 of 5 Finals

1	Greenwood, Isabelle	11	Tas Swimming	3:35.73	_____
2	Francini-O'Hagan, Ange	14	Tas Swimming	3:34.25	_____
3	Musumeci, Ella	11	Stingrays	3:28.92	_____
4	Cyglar, Halle	12	Marlin Coast	3:24.78	_____
5	Young, Layla	11	Marlin Coast	3:28.76	_____
6	Peraza, Gwyneth	12	Marlin Coast	3:33.25	_____
7	Piccolo, Rianna	11	Stingrays	3:34.29	_____
8	Hayward, Jade	12	KangaSC	3:38.28	_____

Heat 4 of 5 Finals

1	Buttimore, Bonnie	11	Marlin Coast	4:00.13	_____
2	Adding, Cedar	13	Saints	3:55.05	_____
3	Coleman, Elizabeth	11	Tas Swimming	3:45.05	_____
4	Mckechnie, Hurleigh	12	Stingrays	3:41.44	_____
5	Brunott, Hannah	11	Central Cairns	3:42.11	_____
6	Smallbane, Hannah	11	Marlin Coast	3:45.80	_____
7	Albrecht, Izabella	11	Tobruk	3:55.29	_____
8	Rowbotham, Aila	11	Saints	4:06.55	_____

Heat 5 of 5 Finals

1					_____
2					_____
3	Michna, Arden	12	Tobruk	NT	_____
4	Azzopardi, Evangeline	11	Tas Swimming	4:12.21	_____
5	Greenwood, Ellie	15	Saints	NT	_____
6					_____
7					_____
8					_____

Event 35 Boys 9 & Over 100 LC Meter Breaststroke

Lane Name	Age	Team	Seed Time
-----------	-----	------	-----------

Heat 1 of 5 Finals

1	Alden, Oliver	15	Saints	1:40.94	_____
2	Ross, Clancy	12	Tas Swimming	1:39.53	_____
3	Habermann, Rudolf	14	Cooktown	1:34.05	_____
4	De Carlo, Raiden	13	Marlin Coast	1:12.31	_____
5	Smallbane, Hamish	13	Marlin Coast	1:30.53	_____
6	Ryder, Jett	15	Cooktown	1:38.99	_____
7	Francini-O'Hagan, Lachl	12	Tas Swimming	1:39.93	_____
8	Murphy, Ty	11	Marlin Coast	1:42.11	_____

Heat 2 of 5 Finals

1	Ryder, Cruze	13	Cooktown	1:54.57	_____
2	Drummond -smith, Hea	11	Stingrays	1:53.87	_____
3	Habgood, Brock	9	Marlin Coast	1:49.34	_____
4	Wilson, Ulrich	13	Saints	1:42.57	_____
5	Alden, Benjamin	13	Saints	1:43.19	_____
6	Dempsey, Darragh	13	Marlin Coast	1:50.85	_____
7	Yu, Li	12	Tas Swimming	1:53.91	_____
8	Ball, Jake	12	Central Cairns	1:54.99	_____

Heat 3 of 5 Finals

1	Blyde, Andrew	10	Marlin Coast	2:08.28	_____
2	Deldot, Thomas	10	Saints	2:03.25	_____
3	Camarlinghi, Liam	12	Saints	2:00.85	_____
4	Loveridge, Archie	11	Marlin Coast	1:57.07	_____
5	Cracknell, Thomas	9	Stingrays	1:59.72	_____
6	Hoskins, Luca	12	Edge Hill	2:02.79	_____
7	McKenzie, Hayden	9	Stingrays	2:05.21	_____
8	Stewart, Daniel	9	Stingrays	2:12.70	_____

Heat 4 of 5 Finals

1	Waite, Frankie	9	Edge Hill	NT	_____
2	Bredillet, Orlando	10	Cooktown	2:29.64	_____
3	Sly, Camden	12	Malanda	2:21.75	_____
4	Twomey, Archer	11	Tas Swimming	2:14.57	_____
5	Edney, Sasha	11	Marlin Coast	2:18.49	_____
6	Sly, Coen	9	Malanda	2:23.06	_____
7	De Silva, Ben	9	Stingrays	2:51.08	_____
8	Ottone, Aiden	12	Saints	NT	_____

Marlin Coast LC Carnival - 18/10/2024 to 19/10/2024

Meet Program

Heat 5 Finals (#35 Boys 9 & Over 100 LC Meter Breaststroke)

1				
2				
3	Starmer, Rhys	9	Marlin Coast	NT
4	Turner, Luke	10	Malanda	NT
5	Gobus, Nicholas	12	Central Cairns	NT
6				
7				
8				

Event 36 Girls 9 & Over 100 LC Meter Breaststroke

Lane	Name	Age	Team	Seed Time
------	------	-----	------	-----------

Heat 1 of 7 Finals

1	Hogan, Casey	13	Central Cairns	1:32.43
2	Simms, Alice	13	Marlin Coast	1:24.98
3	Beck, Natalie	17	Stingrays	1:24.38
4	Cracknell, Lucy	13	Stingrays	1:22.31
5	McShane, Cadence	17	Saints	1:22.94
6	Page, Sienna	12	Stingrays	1:24.73
7	Prince, Catherine	27	Saints	1:25.79
8	Bryan, Kennedy	11	Tobruk	1:33.11

Heat 2 of 7 Finals

1	Meller, Elizabeth	12	Marlin Coast	1:42.69
2	Hutchings, Eva Grace	11	Herbert River	1:39.81
3	Crumpton, Millie	13	Central Cairns	1:36.99
4	Hansor, Emily	13	Tobruk	1:33.43
5	Hegamaea, Haila	13	Cooktown	1:35.85
6	Kim, Se-A	11	Tas Swimming	1:39.08
7	Turnbull, Chelsea	13	Tas Swimming	1:41.67
8	Zhang, Lilian	11	Tas Swimming	1:43.60

Heat 3 of 7 Finals

1	Tooley, Zoe	12	Tas Swimming	1:51.83
2	Treloar, Natalie	13	Cooktown	1:49.02
3	Francini-O'Hagan, Ange	14	Tas Swimming	1:46.18
4	Miotto, Isabel	13	Stingrays	1:43.87
5	Bennett, Zahra	13	Central Cairns	1:44.41
6	Cerutti, Jessica	10	Saints	1:48.69
7	Napper, Jesse	10	Tas Swimming	1:49.20
8	Allcorn, Frankie	10	Central Cairns	1:52.76

Heat 4 of 7 Finals

1	Riseley, Mikayla	10	Marlin Coast	1:59.93
2	Taylor, Rosie	13	Tobruk	1:58.00
3	Hegamaea, Maiika	9	Cooktown	1:56.35
4	Mckechnie, Hurleigh	12	Stingrays	1:54.85
5	Albrecht, Izabella	11	Tobruk	1:56.20
6	Smallbane, Hannah	11	Marlin Coast	1:57.20
7	Oliver, Ella	11	Stingrays	1:59.28
8	Young, Layla	11	Marlin Coast	2:00.42

Heat 5 of 7 Finals

1	De la Fonteyne, Claire	11	Stingrays	2:08.88
2	Marr, Ella	12	Tobruk	2:07.25
3	Hannah, Tahlia	13	Tobruk	2:03.68
4	Musumeci, Ella	11	Stingrays	2:01.05
5	Peraza, Gwyneth	12	Marlin Coast	2:02.80
6	Alden, Ada	10	Saints	2:04.19
7	Norman, Makayla	14	Saints	2:07.88
8	Jaron, Sofia	9	Edge Hill	2:09.59

Heat 6 of 7 Finals

1	McShane, Mahli	9	Saints	2:19.22
2	Gururatsakul, Myna	11	Tas Swimming	2:15.56
3	Buttimore, Rose	10	Marlin Coast	2:12.38
4	Piccolo, Jorja	9	Stingrays	2:10.11
5	Azzopardi, Evangeline	11	Tas Swimming	2:10.92
6	Buttimore, Bonnie	11	Marlin Coast	2:12.45
7	Michna, Isla	10	Tobruk	2:18.58
8	Saitta, Lily	10	Marlin Coast	2:30.65

Heat 7 of 7 Finals

1	Mckechnie, Georgia	9	Stingrays	NT
2	Faulkner, Sarina	10	Tas Swimming	NT
3	Strooper, Evangeline	9	Edge Hill	NT
4	Peraza, Audrey	10	Marlin Coast	2:42.64
5	Hoskins, Amy	9	Edge Hill	NT
6	Tan, Evelyn Grace	11	Tobruk	NT
7	Treloar, Mackenzie	10	Cooktown	NT
8				

Event 37 Boys 11 & Over 200 LC Meter Freestyle

Lane	Name	Age	Team	Seed Time
------	------	-----	------	-----------

Heat 1 of 3 Finals

1	Pearce, Flynn	15	Saints	2:32.63
2	Bartley, Michael	16	Marlin Coast	2:31.08
3	McNamara, Liam	16	Central Cairns	2:09.90
4	Kito, Sydney	16	Stingrays	1:59.97
5	Rowbotham, Matthew	14	Saints	2:08.27
6	Kito, Sunny	12	Stingrays	2:22.21
7	Sweeper, Harley	13	Mareeba	2:32.58
8	Clews, Lachlan	15	Tas Swimming	2:35.73

Heat 2 of 3 Finals

1	Francini-O'Hagan, Lachlan	12	Tas Swimming	3:11.56
2	Brien, Charlie	12	Saints	2:49.39
3	Chapman, Samuel	11	Marlin Coast	2:46.98
4	Armstrong, Thomas	12	Tobruk	2:39.77
5	Ross, Clancy	12	Tas Swimming	2:42.07
6	Smallbane, Hamish	13	Marlin Coast	2:48.89
7	Yu, Li	12	Tas Swimming	3:04.79
8	Mann, Adrian	15	Edge Hill	3:23.43

Heat 3 of 3 Finals

1				
2				
3	Limpus, Benjamin	11	Marlin Coast	NT
4	Waller, Frankie	11	Central Cairns	3:49.04
5	Ihle, Nate	11	Central Cairns	NT
6	Twomey, Archer	11	Tas Swimming	NT
7				
8				

Event 38 Girls 11 & Over 200 LC Meter Freestyle

Lane	Name	Age	Team	Seed Time
------	------	-----	------	-----------

Heat 1 of 5 Finals

1	Stewart, Madeline	14	Stingrays	2:25.59
2	Travers-Mason, Kai	16	Stingrays	2:21.03
3	Brown, Emily	16	Stingrays	2:19.69
4	Greatorex, Sophie	15	Saints	2:15.99
5	Carey, Paige	16	Saints	2:16.04
6	Sullivan, Claudia	15	Saints	2:20.87
7	Young, Lily	15	Marlin Coast	2:23.34
8	Graham, Lexi	16	Marlin Coast	2:27.65

Marlin Coast LC Carnival - 18/10/2024 to 19/10/2024

Meet Program

Heat 2 Finals (#38 Girls 11 & Over 200 LC Meter Freestyle)

1	Twomey, Scarlett	12	Tas Swimming	2:49.33	___
2	Libke, Elise	11	Stingrays	2:35.33	___
3	Bamford, Ava	14	Saints	2:30.13	___
4	O'Neile, Chloe	13	Marlin Coast	2:28.49	___
5	Scholes, Amelie	15	Stingrays	2:29.58	___
6	Turnbull, Chelsea	13	Tas Swimming	2:34.19	___
7	Bamford, Mia	12	Saints	2:39.79	___
8	Taylor, Lacey	12	Marlin Coast	2:55.11	___

Heat 3 of 5 Finals

1	Pembroke, Phoebe	12	Central Cairns	3:10.98	___
2	Peraza, Gwyneth	12	Marlin Coast	3:06.52	___
3	Adding, Cedar	13	Saints	3:04.47	___
4	Macrae, Mia	11	Marlin Coast	2:55.79	___
5	Cyglar, Halle	12	Marlin Coast	3:03.71	___
6	Papworth, Skyla	11	Marlin Coast	3:04.52	___
7	Coleman, Elizabeth	11	Tas Swimming	3:07.10	___
8	Brunott, Hannah	11	Central Cairns	3:12.04	___

Heat 4 of 5 Finals

1					___
2	Sweeper, Azahlia	11	Mareeba	NT	___
3	Sokolowski, Quynn	13	Tobruk	3:19.04	___
4	Smallbane, Hannah	11	Marlin Coast	3:14.38	___
5	Buttimore, Bonnie	11	Marlin Coast	3:17.30	___
6	Young, Layla	11	Marlin Coast	NT	___
7	Meller, Elizabeth	12	Marlin Coast	NT	___
8					___

Heat 5 of 5 Finals

1					___
2					___
3	Hannah, Tahlia	13	Tobruk	NT	___
4	Francini-O'Hagan, Ange	14	Tas Swimming	NT	___
5	Michna, Arden	12	Tobruk	NT	___
6					___
7					___
8					___

Event 39 Boys 9 & Over 100 LC Meter Backstroke

Lane Name	Age	Team	Seed Time
-----------	-----	------	-----------

Heat 1 of 4 Finals

1	Andronicus, Nathan	17	Central Cairns	1:19.86	___
2	Oliver, Darcy	13	Stingrays	1:17.90	___
3	Mittempergher, Noah	14	Marlin Coast	1:12.85	___
4	Ryder, Samuel	17	Cooktown	1:07.29	___
5	Habermann, Rudolf	14	Cooktown	1:11.94	___
6	Finlay, Fraser	15	Marlin Coast	1:14.34	___
7	Ryder, Jett	15	Cooktown	1:18.51	___
8	Pearce, Flynn	15	Saints	1:21.26	___

Heat 2 of 4 Finals

1	Alden, Benjamin	13	Saints	1:29.61	___
2	Scholes, Thomas	12	Stingrays	1:28.13	___
3	Francini-O'Hagan, Lachl	12	Tas Swimming	1:26.52	___
4	Pickard, Jaxon	12	Stingrays	1:21.29	___
5	Wilson, Ulrich	13	Saints	1:24.76	___
6	Smallbane, Hamish	13	Marlin Coast	1:27.83	___
7	Laitinen, Jack	11	Tobruk	1:29.28	___
8	Ryder, Cruze	13	Cooktown	1:31.71	___

Heat 3 of 4 Finals

1	Camarlinghi, Liam	12	Saints	1:47.30	___
2	McKenzie, Hayden	9	Stingrays	1:42.42	___
3	Alden, Oliver	15	Saints	1:34.33	___
4	Dempsey, Darragh	13	Marlin Coast	1:31.96	___
5	Turner, Luke	10	Malanda	1:32.94	___
6	McKenzie, Logan	11	Stingrays	1:36.47	___
7	Deldot, James	12	Saints	1:45.89	___
8	Edney, Sasha	11	Marlin Coast	1:48.89	___

Heat 4 of 4 Finals

1	Ottone, Aiden	12	Saints	NT	___
2	Blyde, Andrew	10	Marlin Coast	2:03.37	___
3	Ihle, Nate	11	Central Cairns	1:54.71	___
4	Yu, Li	12	Tas Swimming	1:49.40	___
5	Twomey, Archer	11	Tas Swimming	1:52.99	___
6	Sly, Camden	12	Malanda	1:58.26	___
7	De Silva, Ben	9	Stingrays	2:05.35	___
8	Hoskins, Luca	12	Edge Hill	NT	___

Event 40 Girls 9 & Over 100 LC Meter Backstroke

Lane Name	Age	Team	Seed Time
-----------	-----	------	-----------

Heat 1 of 7 Finals

1	De la Fonteyne, Zara	13	Stingrays	1:20.09	___
2	Greenwood, Ellie	15	Saints	1:16.00	___
3	Travers-Mason, Kai	16	Stingrays	1:13.32	___
4	Brown, Emily	16	Stingrays	1:09.34	___
5	Vickers, Emily	15	Marlin Coast	1:10.91	___
6	Greenwood, Eva	12	Tas Swimming	1:15.83	___
7	Hewitt, Brooklyn	14	Marlin Coast	1:16.52	___
8	Turnbull, Chelsea	13	Tas Swimming	1:21.95	___

Heat 2 of 7 Finals

1	Bamford, Mia	12	Saints	1:26.25	___
2	Allcorn, Piper	12	Central Cairns	1:24.64	___
3	Bennett, Zahra	13	Central Cairns	1:23.76	___
4	Hegamaea, Haila	13	Cooktown	1:22.69	___
5	Page, Sienna	12	Stingrays	1:22.79	___
6	Crumpton, Millie	13	Central Cairns	1:24.55	___
7	Hayward, Jade	12	KangaSC	1:24.75	___
8	Treloar, Natalie	13	Cooktown	1:26.67	___

Heat 3 of 7 Finals

1	Young, Layla	11	Marlin Coast	1:36.79	___
2	Macrae, Mia	11	Marlin Coast	1:32.52	___
3	Hegamaea, Lakea	16	Cooktown	1:29.55	___
4	Gostlow, Isabella	13	Tobruk	1:28.31	___
5	Chapman, Freya	12	Marlin Coast	1:28.54	___
6	Meller, Elizabeth	12	Marlin Coast	1:30.61	___
7	Greenwood, Isabelle	11	Tas Swimming	1:33.22	___
8	Tooley, Zoe	12	Tas Swimming	1:38.23	___

Heat 4 of 7 Finals

1	Hegamaea, Maiika	9	Cooktown	1:44.05	___
2	Crow, Mila	10	Saints	1:43.10	___
3	Francini-O'Hagan, Ange	14	Tas Swimming	1:41.41	___
4	Norman, Makayla	14	Saints	1:38.71	___
5	Buttimore, Bonnie	11	Marlin Coast	1:39.33	___
6	Musumeci, Ella	11	Stingrays	1:42.81	___
7	Riseley, Mikayla	10	Marlin Coast	1:43.75	___
8	Peraza, Gwyneth	12	Marlin Coast	1:46.82	___

Marlin Coast LC Carnival - 18/10/2024 to 19/10/2024

Meet Program

Heat 5 Finals (#40 Girls 9 & Over 100 LC Meter Backstroke)

1	Alden, Ada	10	Saints	2:03.31	_____
2	Treloar, Mackenzie	10	Cooktown	1:49.71	_____
3	Ball, Zoe	10	Central Cairns	1:48.17	_____
4	Coleman, Elizabeth	11	Tas Swimming	1:46.99	_____
5	Tan, Evelyn Grace	11	Tobruk	1:47.29	_____
6	Azzopardi, Evangeline	11	Tas Swimming	1:49.42	_____
7	Smallbane, Hannah	11	Marlin Coast	1:55.44	_____
8	Oliver, Ella	11	Stingrays	2:03.55	_____

Heat 6 of 7 Finals

1	Glaspay, Kinsley	11	Malanda	NT	_____
2	Simms, Alice	13	Marlin Coast	NT	_____
3	Hoskins, Amy	9	Edge Hill	NT	_____
4	Peraza, Audrey	10	Marlin Coast	2:10.06	_____
5	Crompton, Sophie	15	Central Cairns	2:21.03	_____
6	Lutz, Mackenzie	10	Central Cairns	NT	_____
7	Strooper, Evangeline	9	Edge Hill	NT	_____
8					_____

Heat 7 of 7 Finals

1					_____
2					_____
3	Jaron, Sofia	9	Edge Hill	NT	_____
4	Savage, Quinn	9	Central Cairns	NT	_____
5	Saitta, Lily	10	Marlin Coast	NT	_____
6					_____
7					_____
8					_____

Event 41 Boys 50 LC Meter Freestyle

Lane	Name	Age	Team	Seed Time	
------	------	-----	------	-----------	--

Heat 1 of 10 Finals

1	Thouroude, Sebastien	18	Marlin Coast	27.21	_____
2	Elliott, Ryan	16	Stingrays	27.05	_____
3	Rowbotham, Matthew	14	Saints	26.69	_____
4	Foote, Nathan	22	Stingrays	25.83	_____
5	Ryder, Samuel	17	Cooktown	26.56	_____
6	Lowrey, Joshua	16	Central Cairns	26.97	_____
7	McNamara, Liam	16	Central Cairns	27.06	_____
8	Thouroude, Nicolas	15	Marlin Coast	27.30	_____

Heat 2 of 10 Finals

1	Mittempergher, Noah	14	Marlin Coast	30.04	_____
2	Loveridge, Oscar	13	Marlin Coast	29.27	_____
3	Ryder, Jett	15	Cooktown	28.29	_____
4	Connors, Cooper	14	Saints	27.80	_____
5	Murray, Taj	16	Marlin Coast	27.82	_____
6	Habermann, Rudolf	14	Cooktown	29.17	_____
7	McShane, Warne	12	Saints	29.67	_____
8	Pearce, Flynn	15	Saints	30.67	_____

Heat 3 of 10 Finals

1	Alden, Oliver	15	Saints	31.79	_____
2	Sweeper, Harley	13	Mareeba	31.46	_____
3	Oliver, Darcy	13	Stingrays	31.10	_____
4	Bolton, Callum	13	Central Cairns	30.74	_____
5	Smallbane, Hamish	13	Marlin Coast	30.77	_____
6	Craig, Koby	13	Central Cairns	31.42	_____
7	Clews, Lachlan	15	Tas Swimming	31.50	_____
8	Wilson, Ulrich	13	Saints	32.06	_____

Heat 4 of 10 Finals

1	Alden, Benjamin	13	Saints	33.58	_____
2	Laitinen, Jack	11	Tobruk	33.54	_____
3	Sneddon, Peter	15	Tas Swimming	33.24	_____
4	Armstrong, Thomas	12	Tobruk	32.44	_____
5	Loveridge, Archie	11	Marlin Coast	32.92	_____
6	Brien, Charlie	12	Saints	33.39	_____
7	Chapman, Samuel	11	Marlin Coast	33.57	_____
8	Turner, Luke	10	Malanda	34.42	_____

Heat 5 of 10 Finals

1	Yu, Li	12	Tas Swimming	37.33	_____
2	Dempsey, Darragh	13	Marlin Coast	35.40	_____
3	Ryder, Cruze	13	Cooktown	34.85	_____
4	Francini-O'Hagan, Lachlan	12	Tas Swimming	34.70	_____
5	Murphy, Ty	11	Marlin Coast	34.72	_____
6	Scholes, Thomas	12	Stingrays	34.94	_____
7	Habgood, Brock	9	Marlin Coast	37.29	_____
8	Ottone, Aiden	12	Saints	37.74	_____

Heat 6 of 10 Finals

1	Camarlinghi, Liam	12	Saints	40.85	_____
2	Jaron, Marcus	12	Edge Hill	38.93	_____
3	Drummond-smith, Heath	11	Stingrays	38.76	_____
4	Ball, Jake	12	Central Cairns	38.05	_____
5	Deldot, James	12	Saints	38.09	_____
6	Waller, Frankie	11	Central Cairns	38.91	_____
7	Limpus, Benjamin	11	Marlin Coast	40.07	_____
8	McKenzie, Hayden	9	Stingrays	41.05	_____

Heat 7 of 10 Finals

1	Symons, Banjo	10	Malanda	42.19	_____
2	Gobus, Nicholas	12	Central Cairns	41.89	_____
3	Twomey, Archer	11	Tas Swimming	41.54	_____
4	Sly, Camden	12	Malanda	41.33	_____
5	Mann, Adrian	15	Edge Hill	41.40	_____
6	Edney, Sasha	11	Marlin Coast	41.67	_____
7	Ihle, Nate	11	Central Cairns	42.12	_____
8	Deldot, Thomas	10	Saints	43.34	_____

Heat 8 of 10 Finals

1	Joinbee, Elijah	8	Edge Hill	49.74	_____
2	Bredillet, Orlando	10	Cooktown	45.47	_____
3	Stewart, Daniel	9	Stingrays	44.25	_____
4	Hoskins, Luca	12	Edge Hill	43.44	_____
5	Symons, Clay	12	Malanda	44.23	_____
6	Blyde, Andrew	10	Marlin Coast	44.69	_____
7	Gilvear, Zander	8	Malanda	47.67	_____
8	Brunott, Lachlan	8	Central Cairns	51.10	_____

Heat 9 of 10 Finals

1	Joinbee, Malakai	10	Edge Hill	1:16.07	_____
2	Gobus, Elliott	10	Central Cairns	1:01.13	_____
3	Waite, Frankie	9	Edge Hill	59.24	_____
4	Murphy, Nash	8	Marlin Coast	52.68	_____
5	Barry, Michael	8	Stingrays	52.76	_____
6	Taylor, Heath	8	Marlin Coast	59.61	_____
7	Craig, Archie	8	Central Cairns	1:03.01	_____
8	Pembroke, Beau	9	Central Cairns	NT	_____

Marlin Coast LC Carnival - 18/10/2024 to 19/10/2024

Meet Program

Heat 10 Finals (#41 Boys 50 LC Meter Freestyle)

1				
2				
3	Starmer, Rhys	9	Marlin Coast	NT
4	Schwartz, Nate	10	Tobruk	NT
5	Waite, Ned	8	Edge Hill	NT
6				
7				
8				

Event 42 Girls 50 LC Meter Freestyle

Lane	Name	Age	Team	Seed Time
------	------	-----	------	-----------

Heat 1 of 14 Finals

1	Whitby, Rylee	16	Tas Swimming	29.84
2	McShane, Cadence	17	Saints	29.59
3	Greatorex, Sophie	15	Saints	28.88
4	Olds, Tara	17	Marlin Coast	27.77
5	Brown, Emily	16	Stingrays	28.32
6	Beck, Natalie	17	Stingrays	29.54
7	Hegamaea, Lakea	16	Cooktown	29.60
8	Millar, Abbie	13	Malanda	30.11

Heat 2 of 14 Finals

1	Bamford, Mia	12	Saints	31.16
2	Turnbull, Chelsea	13	Tas Swimming	30.77
3	Libke, Elise	11	Stingrays	30.38
4	Scholes, Amelie	15	Stingrays	30.15
5	Greenwood, Ellie	15	Saints	30.20
6	Bamford, Ava	14	Saints	30.55
7	Parnaby, Annabel	13	Saints	31.07
8	Hegamaea, Haila	13	Cooktown	31.23

Heat 3 of 14 Finals

1	Sneddon, Madeleine	12	Tas Swimming	32.59
2	Hogan, Casey	13	Central Cairns	32.42
3	O'Neile, Chloe	13	Marlin Coast	31.70
4	Allcorn, Piper	12	Central Cairns	31.39
5	Young, Lily	15	Marlin Coast	31.39
6	Sokolowski, Lylla	14	Tobruk	32.03
7	Gostlow, Isabella	13	Tobruk	32.46
8	Crumpton, Millie	13	Central Cairns	32.99

Heat 4 of 14 Finals

1	Habgood, Tully	12	Marlin Coast	34.88
2	Hutchings, Eva Grace	11	Herbert River	34.53
3	Bennett, Zahra	13	Central Cairns	34.23
4	Hewitt, Ashley	12	Marlin Coast	33.41
5	Glaspy, Kinsley	11	Malanda	33.74
6	Twomey, Scarlett	12	Tas Swimming	34.35
7	Treloar, Natalie	13	Cooktown	34.75
8	Bryan, Kennedy	11	Tobruk	35.05

Heat 5 of 14 Finals

1	Cyglar, Halle	12	Marlin Coast	35.94
2	Stewart, Amelia	13	Tas Swimming	35.80
3	Savage, Quinn	9	Central Cairns	35.48
4	Taylor, Lacey	12	Marlin Coast	35.18
5	Napper, Jesse	10	Tas Swimming	35.46
6	Smith, India	13	Tobruk	35.64
7	Kim, Se-A	11	Tas Swimming	35.88
8	Norman, Makayla	14	Saints	35.99

Heat 6 of 14 Finals

1	Tooley, Zoe	12	Tas Swimming	36.75
2	Peraza, Gwyneth	12	Marlin Coast	36.59
3	Hansor, Emily	13	Tobruk	36.29
4	Michna, Arden	12	Tobruk	36.01
5	Meller, Elizabeth	12	Marlin Coast	36.04
6	Piccolo, Rianna	11	Stingrays	36.54
7	Greenwood, Isabelle	11	Tas Swimming	36.74
8	Miotto, Isabel	13	Stingrays	36.81

Heat 7 of 14 Finals

1	Taylor, Rosie	13	Tobruk	38.68
2	Allcorn, Frankie	10	Central Cairns	38.24
3	Smallbane, Hannah	11	Marlin Coast	37.20
4	Zhang, Lilian	11	Tas Swimming	36.97
5	Hegamaea, Maiika	9	Cooktown	37.13
6	Papworth, Skyla	11	Marlin Coast	37.91
7	Brunott, Hannah	11	Central Cairns	38.45
8	Albrecht, Izabella	11	Tobruk	38.76

Heat 8 of 14 Finals

1	Rowbotham, Aila	11	Saints	39.87
2	Tan, Evelyn Grace	11	Tobruk	39.55
3	Sweeper, Azahlia	11	Mareeba	39.34
4	Alden, Ada	10	Saints	38.81
5	Pembroke, Phoebe	12	Central Cairns	39.32
6	Francini-O'Hagan, Ange	14	Tas Swimming	39.36
7	Adding, Cedar	13	Saints	39.76
8	Musumeci, Ella	11	Stingrays	40.08

Heat 9 of 14 Finals

1	Marr, Ella	12	Tobruk	42.07
2	Cerutti, Jessica	10	Saints	41.63
3	Lutz, Mackenzie	10	Central Cairns	41.48
4	Mckechnie, Hurleigh	12	Stingrays	40.11
5	Crow, Mila	10	Saints	40.74
6	Coleman, Elizabeth	11	Tas Swimming	41.62
7	McShane, Mahli	9	Saints	41.65
8	Oliver, Ella	11	Stingrays	42.19

Heat 10 of 14 Finals

1	Treloar, Mackenzie	10	Cooktown	45.89
2	Ball, Zoe	10	Central Cairns	45.20
3	Azzopardi, Evangeline	11	Tas Swimming	44.61
4	Jaron, Sofia	9	Edge Hill	42.20
5	Sokolowski, Quynn	13	Tobruk	42.53
6	Crumpton, Holly	8	Central Cairns	45.02
7	Saitta, Lily	10	Marlin Coast	45.70
8	Hannah, Tahlia	13	Tobruk	46.66

Heat 11 of 14 Finals

1	Smallbane, Layla	9	Marlin Coast	48.51
2	Faulkner, Sarina	10	Tas Swimming	48.14
3	Payne, Evie	9	Edge Hill	47.00
4	Buttimore, Rose	10	Marlin Coast	46.90
5	Hoskins, Amy	9	Edge Hill	46.99
6	Piccolo, Jorja	9	Stingrays	47.51
7	Colley, Monique	9	Tobruk	48.17
8	Stolk, Maddison	10	Marlin Coast	48.63

Marlin Coast LC Carnival - 18/10/2024 to 19/10/2024

Meet Program

Heat 12 Finals (#42 Girls 50 LC Meter Freestyle)

1	Napper, Adeline	7	Tas Swimming	57.44	_____
2	Deldot, Elizabeth	8	Saints	54.78	_____
3	Craig, Zahlee	10	Central Cairns	52.19	_____
4	Peraza, Audrey	10	Marlin Coast	49.05	_____
5	Gururatsakul, Myna	11	Tas Swimming	50.41	_____
6	Yokoyama, Meria	8	Edge Hill	54.00	_____
7	Capaldi, Mariah	10	Saints	56.48	_____
8	Savage, Ellis	8	Central Cairns	58.10	_____

Heat 13 of 14 Finals

1	Lovelock, Wynter	6	Tully	NT	_____
2	Rasmussen, Bethany	9	Central Cairns	NT	_____
3	Mckechnie, Georgia	9	Stingrays	1:09.33	_____
4	Faulkner, Adele	9	Tas Swimming	1:03.02	_____
5	Ashton, Sierra	7	Edge Hill	1:05.04	_____
6	Henderson, Zara	8	Edge Hill	1:16.83	_____
7	Pembroke, Eve	8	Central Cairns	NT	_____
8	Adding, Bowie	12	Saints	NT	_____

Heat 14 of 14 Finals

1					_____
2					_____
3	Lovelock, Autumn	9	Tully	NT	_____
4	Bedford, Tahlia	11	Marlin Coast	NT	_____
5	Dempsey, Eve	11	Marlin Coast	NT	_____
6	Strooper, Evangeline	9	Edge Hill	NT	_____
7					_____
8					_____